



Collaboration
Technical Marketing

What's New in Webex Meetings & Devices

Release 42.1

Cisco Collaboration Cloud

December 2021



Cisco Safe Harbor Statement

This presentation contains “forward-looking” statements that involve risks, uncertainties and assumptions. If the risks or uncertainties ever materialize or the assumptions prove incorrect, our results may differ materially from those expressed or implied by such forward-looking statements. All statements other than statements of historical fact could be deemed forward-looking, including, but not limited to, any projections of financial information; any statements about historical results that may suggest trends for our business; any statements of the plans, strategies, and objectives of management for future operations; any statements of expectation or belief regarding future events, technology developments, or enforceability of our intellectual property rights; and any statements of assumptions underlying any of the foregoing.

These statements are based on estimates and information available to us at the time of this presentation and are not guarantees of future performance. Actual results could differ materially from our current expectations as a results of many factors, including but not limited to: the unpredictable nature of our rapidly evolving market and quarterly fluctuations in our business; the effects of competition; and any adverse changes in our indirect channel relationships. These and other risks and uncertainties associated with our business are described in the company’s annual report on Form 10-K. The forward-looking statements in this presentation are made as of the date of the initial publication of this presentation, and we disclaim any obligation to update these statements at any time in the future.

Milestones

Milestones: Webex Release 42.1

These dates, and features shown, are still subject to change.



Limited
Availability
Deployment

Dec. 13,
2021

General
Availability
Start Date

Jan. 4,
2022

General
Availability
End Date

Jan. 18,
2022

Mobility: Program Milestones

These dates, and features shown, are still subject to change.



Milestone	Android	iOS
Submit to Store	Jan. 6 [*] , 2022	Jan. 6, 2022 ^{**}

^{*}**Android** apps typically appear in the store within a few days of the submit date.

^{**} **Apple** takes longer to approve apps, so we cannot provide a specific date/estimate.



Snapshot

Webex Meetings Suite Feature Snapshot: 42.1 Update

Meetings/Webinars Experience



Webex Webinars

- Webex Events (new) is now Webex Webinars
- Scheduling Simplification
- Slido support for up to 10K Webex Webinars
- Select Webinar size
- Simultaneous Interpretation
- Customize email template

Pre-Meeting Experience

- Rename meetings to calendar

In-Meeting Experience

- Guest: improved Personal Room Security
- Secure lobby: Identify participants before admitting them
- Improved Lobby notification
- Accessibility: New keyboard shortcuts
- Accessibility: Show Tools Tips When Navigating with the Keyboard
- Closed Captions selection automatically remembered
- Webex Assistant New Logo

Web App

- Background noise removal
- Pop-out panels from meeting window

Admin & Pages

- Video Mesh Cloud Cascade Port Changes
- Bulk *Modify User Attributes*
- Webex Recordings Quick Forward and rewind buttons
- Virtual Background managed by Admin
- Block all remote-control features for users when joining external Meetings
- End of support IE 11
- End of support Windows 7 & 8
- Microsoft Windows 64-bits Application support

Webex For Government FedRAMP

- Webex Webinars 10K Users
- Webex Meetings End-to-end encryption with identity verification
- Collaboration restrictions for your company users joining external meetings now on Webex for Government
- Closed Captions in Live Meetings
- Transcripts in Recorded Meetings

Mobile app



Android

- Event” change to “Webinar” in Webex Events(new)
- Webcast support high resolution video
- CH Admin can manage virtual background images
- Lobby attendee list will show user identity and role information
- Improve Lobby notifications for hosts/cohosts
- Automatically remember closed caption selection

iOS

- Event” change to “Webinar” in Webex Events(new)
- Webcast support high resolution video
- CH Admin can manage virtual background images
- Improve Lobby notifications for hosts/cohosts
- Lobby attendee list will show user identity and role information
- Block remote control for cross-org meetings
- Add option “AirPlay-Compatible Audio” into in-meeting Settings
- Automatically remember closed caption selection

Announcements

AGENDA:

1. Slido Rollout Update
2. Webex Meetings Desktop App to Webex App Update

Slido Rollout Update

Done: December 2021

Slido enabled BY DEFAULT ON for EMEA (except Spain, Germany)

November: Pilot

- pilot for selected ~1000 UK & Ireland webex orgs
- pilot successful, no issues from customers

December: Phase 1

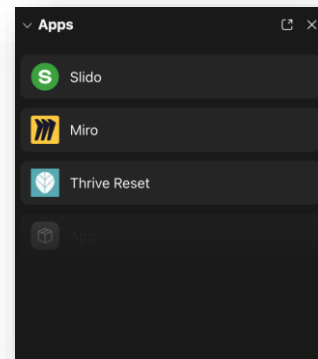
- Slido enabled by default “on” to selected ~12K EMEA Enterprise Webex organizations
- Germany & Spain are excluded

CSM's have already notified EMEA customers

Help.webex.com: [Slido is now enabled for your organization](#)

Cisco Internal: Details in sharepoint FAQ: [here](#)

- Opt out process
- who is chosen as Slido owner as nobody needs to turn on the Slido toggle,
- and next phases – Phase 2 & 3 may happen in February/March timeframe



Webex Meetings Desktop App to Webex App Update

Updates will begin January 2022

Eligible Webex Sites will be assigned to an update month between January and May

Eligible Sites means:

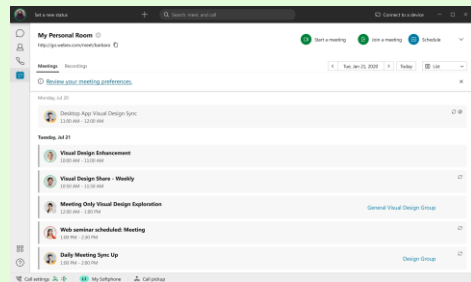

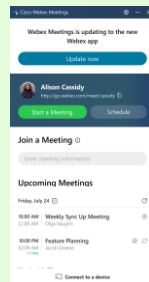
- Control Hub Managed Meetings Sites
- Site Admin Managed Sites linked to Control Hub
- No Video Mesh enabled

Check “*Updates & Migrations*” page in Control Hub to see which month you are assigned to

Updates occur on a specific date within the month

Control Hub Admins select a preferred update month

- Preferred update month must be selected before the dates as detailed in the table



Update Month	Date update will happen	Last date to select this update month	Last date to defer to a later month
January	January 14 th	January 7 th	January 13 th
February	February 11 th	February 4 th	February 10 th
March	March 4 th	February 25 th	March 3 rd
April	April 1 st	March 25 th	March 31 st
May	May 6 th	Sites not updated by April 1 st will be updated in May	Cannot be deferred any further

Webex Webinars

AGENDA:

1. Webex Events (new) is now Webex Webinars
2. Scheduling Simplification
3. Slido support for up to 10K Webex Webinars
4. Simultaneous Interpretation
5. Customize email templates

Webex Events (new) is now Webex Webinars

Introducing the new Name for Webex Events (new)

Better align the product with the broader Webex portfolio

Socio is Cisco's end-to-end **hybrid event experience**

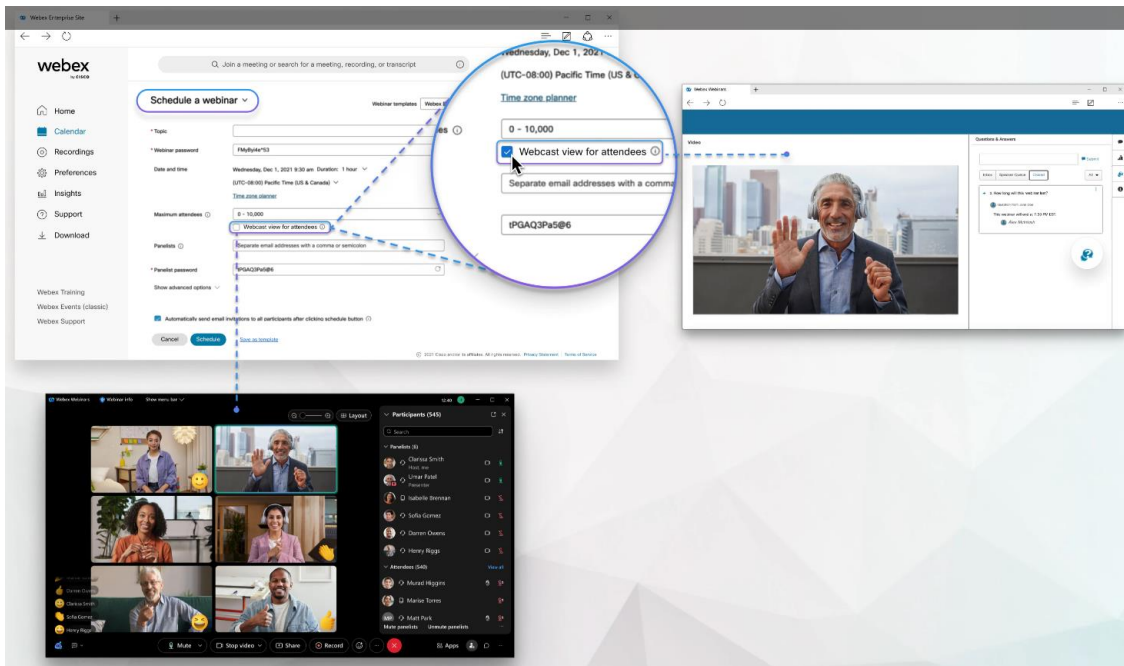
Webex Webinars is Cisco's **virtual webinar experience**: best-in-class solution, video-centric, intelligent, and simple to use

Name change reflected in

- scheduling / Control Hub / help docs / APIs / Reporting

Name Change in 42.1 in a custom schedule

- [Status.webex.com](https://status.webex.com)



Webex Webinars – Scheduling Simplification

M	E	FedRAMP	VDI
X	✓	✓	✓

42.1

Custom Schedule

Scheduling flow simplified

Previously, you had to choose between 2 options: Webinar or Webcast

With 42.1,

- You are scheduling by default a webinar
- Then, if you want a webcast, you select the option *Webcast view for attendees*

No change in

- Features / capacity / provisioning / order process
- In SKU naming for now

Webcast view for attendees option

- Available for license 3K or more
- If you schedule Webinars larger than 10K, *Webcast view for attendee* will be enabled by default
- Once scheduled, the checkbox cannot be undone

Schedule an event ▾

Event templates Webex Ev

* Topic

* Event password HycmS6l2ha6

Date and time Tuesday, 7 Dec, 2021 14:50 Duration: 1 hour (UTC+01:00) Brussels, Copenhagen, Madrid, Paris

Time zone planner

Attendee view

Webinar

- Interactive engagement forums with live Q&A and reactions
- Attendees can be promoted to panelists
- Supports live transcription and advanced layouts
- Allows up to 3000 attendees

Webcast

- Large-scale events with one-way streaming to audience
- Supports Q&A, polling, and chat
- Allows up to 3000 attendees

Aude Alberio's Personal Room

https://.webex.com/meet/aalberio

More ways to join

Start a meeting ▾ Schedule a meeting Schedule a webinar

Schedule a webinar ▾

Webinar templates

Webinar type Webex EC++

* Topic Adam's Webinar

* Webinar password cFV9PsBu48

Date and time Friday, Feb 19, 2021 11:00 AM Duration: 1 hour (UTC+8:00) Beijing, Chongqing, Hong Kong

Maximum attendees 0-10,000

☐ Webcast view for attendees

Panelists

Slido Support for up to 10K Webex Webinars

M	E	FedRAMP	VDI
✓	✓	✗	✓

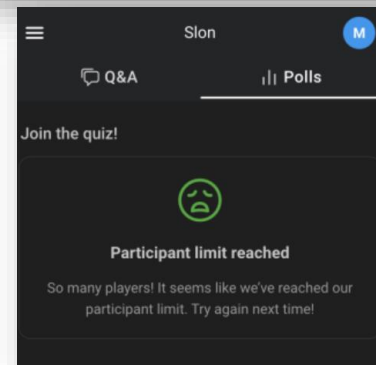
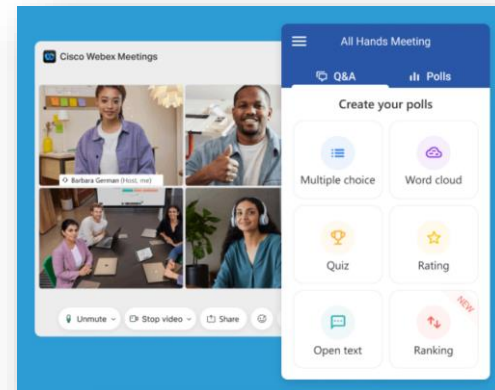
42.1
Available at GA

Extending support of Slido in Webex Webinars with 10K participants

Previously, Slido was supported for Webex Webinars with less than 5K participants

Q&A, Polls available

- Slido Quiz NOT supported when participants exceed 5K
- Participants over 5K see a message that quiz is at capacity.



Simultaneous Interpretation

M	E	FedRAMP	VDI
✓	✓	✓	

42.1

Custom Schedule

Provide an immersive meeting experience in any language

Alignment with the Meetings option

Hosts invite interpreters and assigns them to the appropriate language channel as needed during the scheduling process of a webinar

New: during the webinar, you can add interpreters after the webinar is started

- Panelist or event attendee can be elevated to an interpreter role

Note:

- Simultaneous Interpretation is for Webex Meetings *scheduled meetings* (not for Personal Room) and Webex Webinars (formerly Webex Events (new) –Webinar mode*)
- If simultaneous interpretation is turned on, practice sessions can't be started. This limitation will be addressed in a future update

Schedule a webinar ▾

Hide advanced options ^

Audio connection options

Agenda

Scheduling options

Interpretation ⓘ



Enable simultaneous interpretation

[Assign interpreters](#)

Simultaneous interpretation

Language channel

English

⇌

Language

Interpreter

Add people by name or email address

Add

Interpreters ⓘ

After you add interpreters, you'll see their names listed here.

Cancel

Save

webex | Collaboration
by CISCO

* Some features may not be available compared to Webex Meetings

© 2021 Cisco and/or its affiliates. All rights reserved. Cisco Public.

Customize Email Templates

M	E	FedRAMP	VDI
X	✓	✓	✓

42.1

Custom Schedule

Host can customize email templates sent to participants for a particular webinar

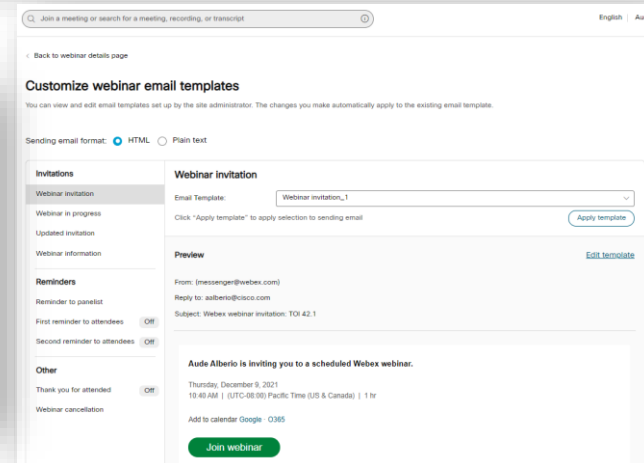
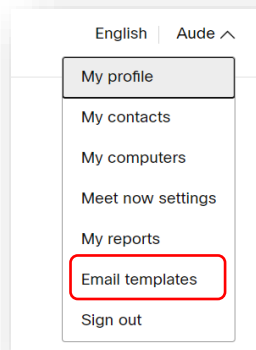
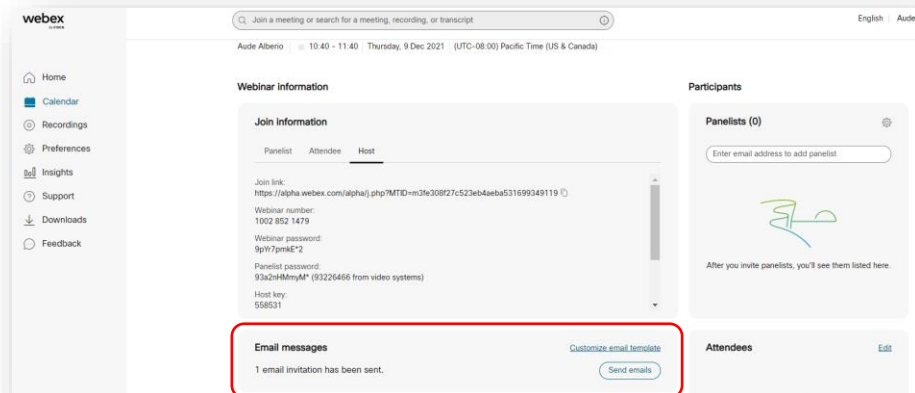
- Invitations
- Reminders
- thank you
- cancellations

Choose either HTML or plain text email format.

All the email templates can be saved in the host's own email template library for next Webinar

Templates available

- after Webinar scheduled
- or in top right your screen under your profile



Webex Meetings Pre-Meeting Experience

AGENDA:

1. Rename meetings to calendar

Rename Meetings to Calendar

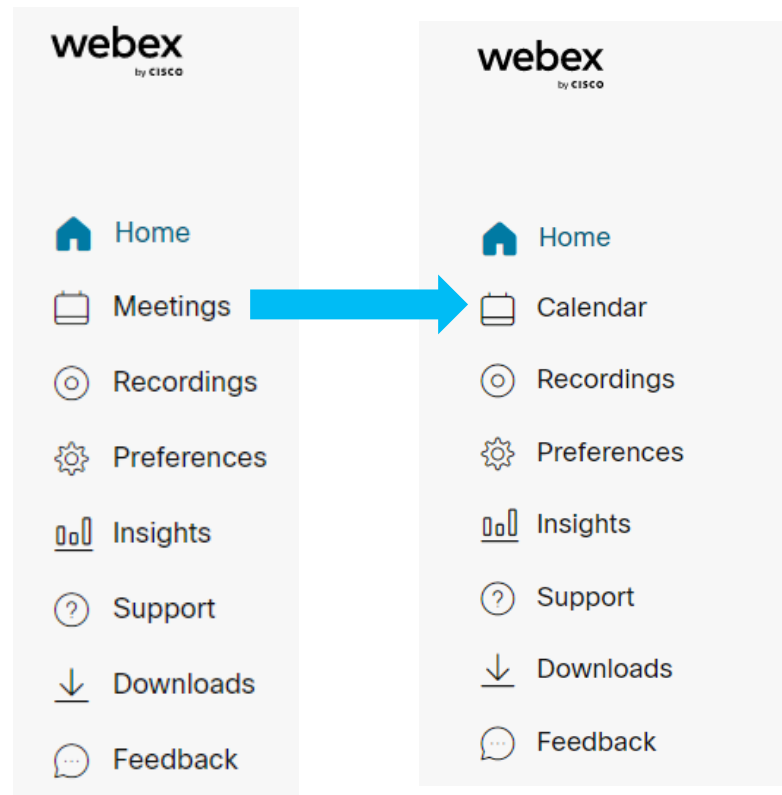
M	E	FedRAMP	VDI
✓	✓	✓	✓

42.1
Available at GA

Webex site page

Renaming of *Meetings* to *Calendar* on the left navigation menu.

Easier for host to list upcoming or completed meetings and webinars



Webex Meetings In-Meeting Experience

AGENDA:

1. Improved Personal Room Security for Guests
2. Secure lobby: Identify participants before admitting them
3. Improved Lobby notification
4. Accessibility: New keyboard shortcuts
5. Accessibility: Show Tools Tips When Navigating with the Keyboard
6. Closed Captions selection automatically remembered
7. Webex Assistant New Logo
8. Web App: Background noise removal
9. Web App: Pop-out panels from meeting window

M	E	FedRAMP	VDI
✓	✗	✓	✓

42.1

Custom schedule

Improved Personal Room Security for Guests

Guest access for unlocked Personal Room

Feature announced last month

Part of our drive to secure meetings even more

For unlocked Personal Room

Lobby enabled by default for guest access

- Guests joining user's Personal Room will wait in the lobby until host admits them
- Previously, lobby wasn't enabled by default: anyone was able can join directly without admission

More information:

<https://help.webex.com/en-us/v5rgi1/Cisco-Webex-Best-Practices-for-Secure-Meetings-Site-Administration>



Improved Lobby Notification

For Webex Meetings and Events (new)

M	E	FedRAMP	VDI
✓	✓	✓	✓

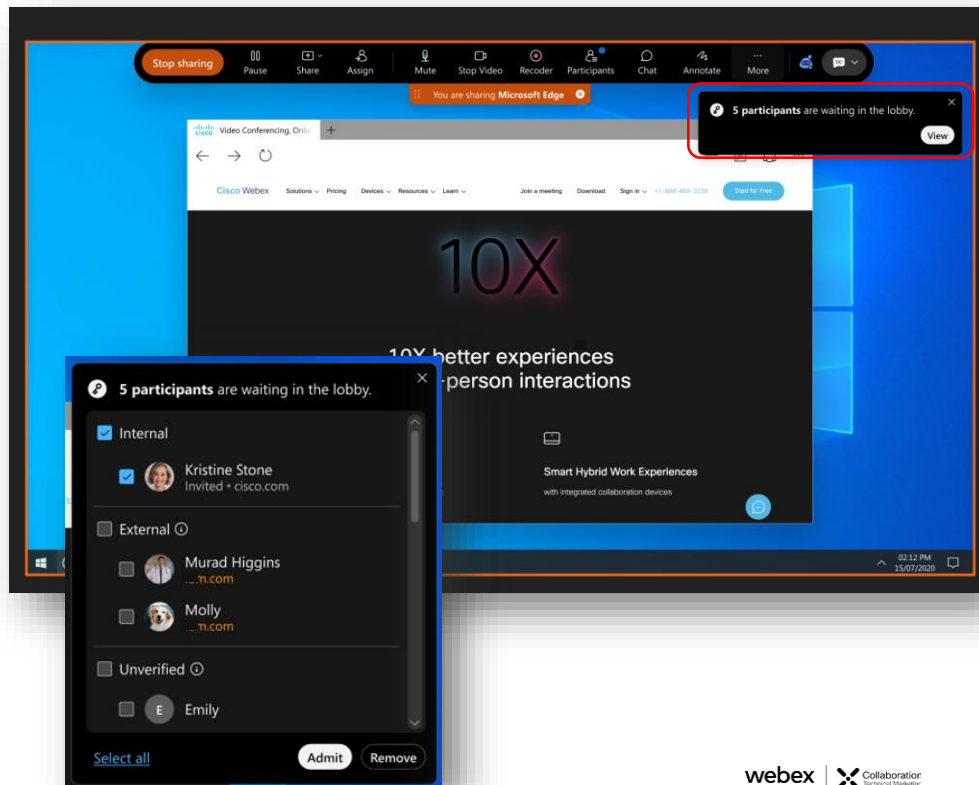
42.1

Available at GA

Improved notifications for when someone joined the lobby

- More noticeable to hosts and co-hosts, even if they are sharing content or participants list is closed

Notifications are dynamic and will update if additional people join the lobby.



Secure lobby: Identify participants before admitting them

M	E	FedRAMP	VDI
✓	✗	✓	✓

42.1

Custom Schedule

Hosts or cohosts can easily identify participants joining a meeting as

- **Internal**, to their organization,
- **External** to their organization,
- Or **Unverified** where the user has not authenticated to Webex and therefore cannot be verified

Admit or reject a participant or group of participants from the lobby

Due to GDPR PII requirements, we cannot provide the full email address

- Simply show the domain of the user in a smaller text below the participant's Display Name.



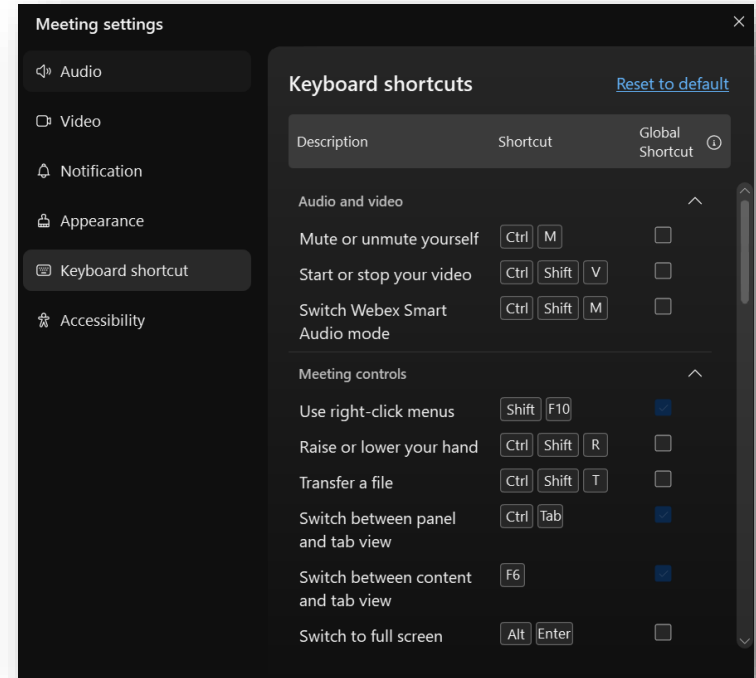
Accessibility: New Keyboard Shortcuts

For smart audio, chat, Closed Captions, Mac right-click menu

New keyboard shortcuts available through the desktop app, making it easier to access the functionality you need quickly:

- **CTRL+Shift+M** - Switch between the Smart Audio modes (Optimize for my voice, Noise removal, Music mode)
- **CTRL+ E** - Quickly open or close the chat panel
- **CTRL+P** - Manage closed caption settings
- **Shift+F10** - like Windows, now also can be used for right-click menus on Mac
- Note: Turn on or off the screen reader notification for a new chat message has been changed from CTRL+Shift+C to CTRL+Shift+K

Keyboard shortcuts change for better platform alignment



Accessibility: Show Tools Tips When Navigating with the Keyboard

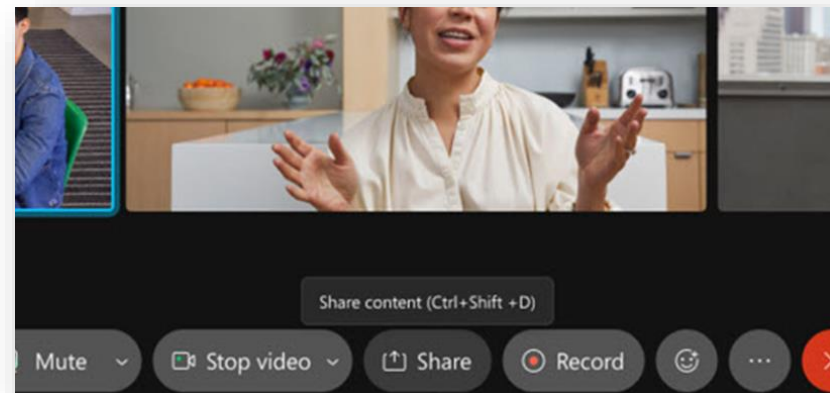
M	E	FedRAMP	VDI
✓	✓	✓	✓

42.1

Available at GA

The tool tips, when you hover over actions, also includes the keyboard shortcut, if applicable.

This improves discoverability/makes finding shortcuts more intuitive



Closed Captions Selection Automatically Remembered

M	E	FedRAMP	VDI
✓	✓	✓	✓

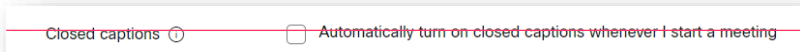
42.1

Available at GA

Simplification Closed Captions

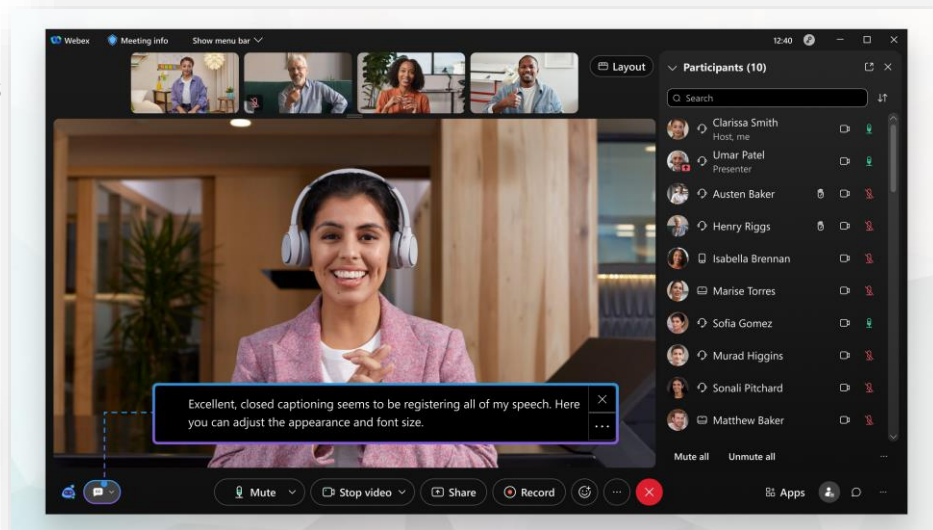
Users' last selection *on* or *off* for Closed Captions on the same application is remembered in next meeting or event

User “*Preferences*” setting is deprecated and will be removed in 42.2:



Note:

- This change applies only to sites that have the Closed Captions separated from Webex Assistant.



Webex Assistant New Logo

M	E	FedRAMP	VDI
✓	✓	✓	✓

42.1
Available at GA

Webex Assistant now has a new logo on all applications.

The ring symbolizes 360-degree communication and connections that Webex enables.

The dot manifests as an exponent to the ring, augmenting the potential and ease of collaboration itself.



OLD

Anthropomorphic
Lightens Mood
Helpful/Friendly



NEW

Modern
On Brand
Extendable
Lightens Mood
Helpful/Friendly



Web App Background Noise Removal

M	E	FedRAMP	VDI
✓	✓	✓	✓

42.1

Available at GA

Enable by Request

helping your voice to sound clear and filtering out noise from your surroundings

Alignment with the desktop app

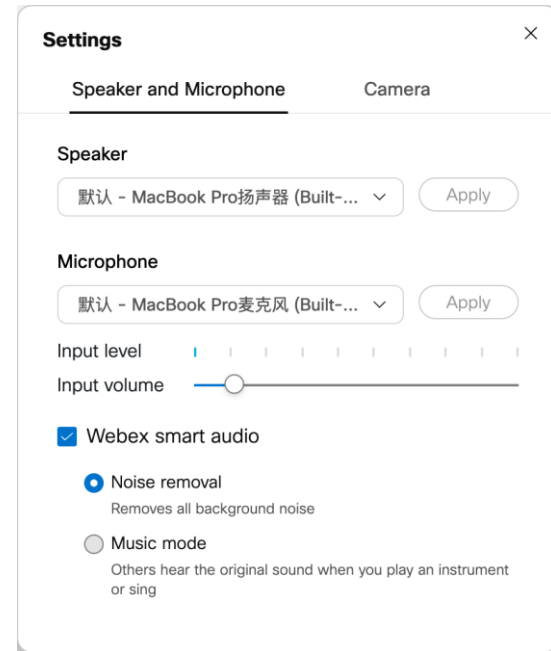
Remove background noise

- Choose "*use computer for audio*"
- automatically detects and filters out noise other than human speech
- In some cases, your network or firewall settings may block access to this feature, depending on the port configuration

OFF by default.

- Contact your CSM to enable this feature
- WebAssembly support to enable it

More info: [Remove background noise during Webex Meetings or Webex Events](#)



Web app Pop-out Panels from Meeting Window

M	E	FedRAMP	VDI
✓	✓	✓	✓

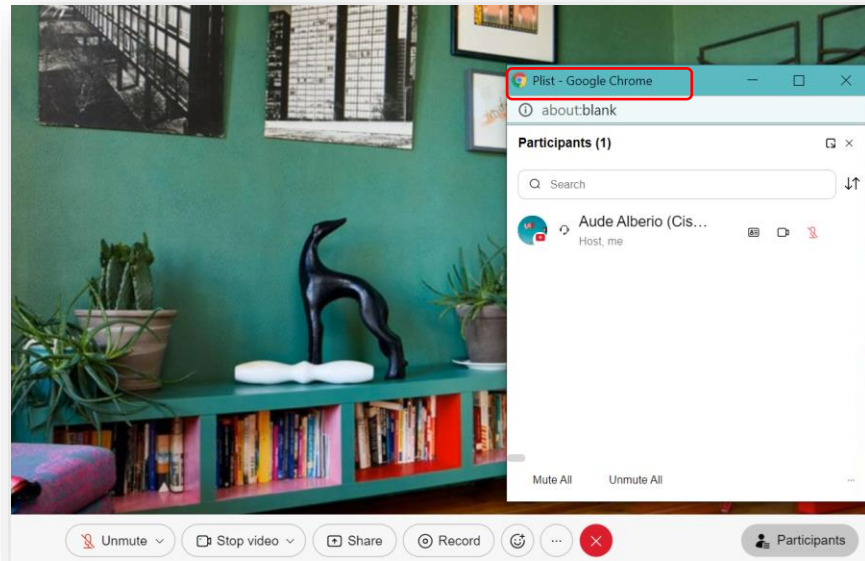
42.1
Available at GA

Alignment with the desktop app

This makes it easy to float multiple panels, scale them for a closer look, or even move them to another monitor.

You can now pop-out panels from the meeting window into a separate browser window

- Once floating, you can pop the panel back into the meeting window at any time, and it snaps right back into place.
- If you close the panel floating panel, you're able to reopen it from the meeting window.
- You can even use the panel buttons in the meeting window to close any floating panels.



Administration and Pages

AGENDA:

1. Video Mesh Cloud Cascade Port Changes
2. Bulk *Modify User Attributes*
3. Webex Recordings Quick Forward and rewind buttons
4. Virtual Background managed by Admin
5. Block all remote-control features for users when joining external Meetings
6. End of support IE 11
7. End of support Windows 7 & 8
8. Microsoft Windows 64-bits Application support

M	E	FedRAMP	VDI
✓	✓	✓	✓

42.1
Available at GA

Video Mesh Cloud Cascade Port Changes

January 2022: Video mesh is pushing an update which requires open destination port ranges UDP 50,000 – 53,000 for the Media Cloud Cascades.

Today, these port ranges are utilized by the Expressway to Webex Cloud

- Webex destination port range: UDP 49152–59999 ([Network Requirements for Webex Services](#)),
- so these port ranges should already be opened.

If not, Make sure that the UDP 50,000 – 53,000 port ranges are opened up in your firewall configuration.

- Failure to do so results in service disruption of the Video mesh solution when the software update with the new port ranges for cloud cascade is pushed out.

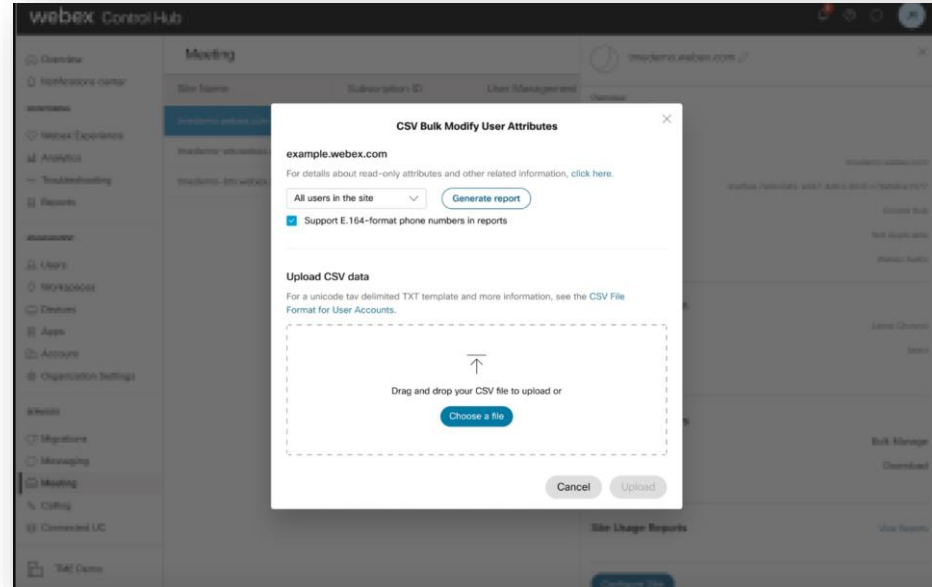
Bulk *Modify User attributes*

Export E.164 format phone numbers

Enhancing Bulk *Modify user attributes*

Admin can export the phone numbers with E.164 formatted.

- Meanwhile, the system can be compatible with Webex phone number formats and E.164 formats.
- With this enhancement supporting E.164, the end user sees the unified formatted phone numbers with Webex services.



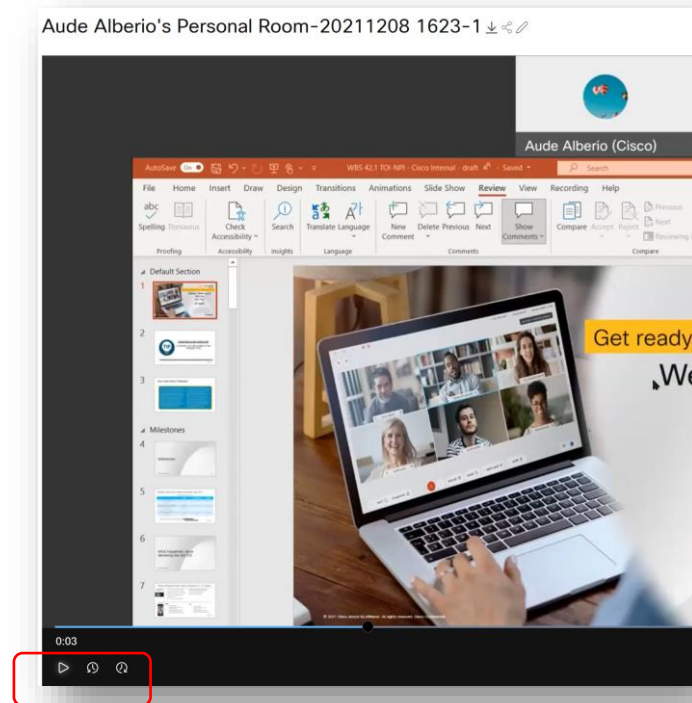
Webex Recordings Quick Forward and Rewind buttons

M	E	FedRAMP	VDI
✓	✓	✓	✓

42.1
Available at GA

While viewing your Webex recordings you can now choose to skip ahead or move backwards easily using the rewind and forward buttons.

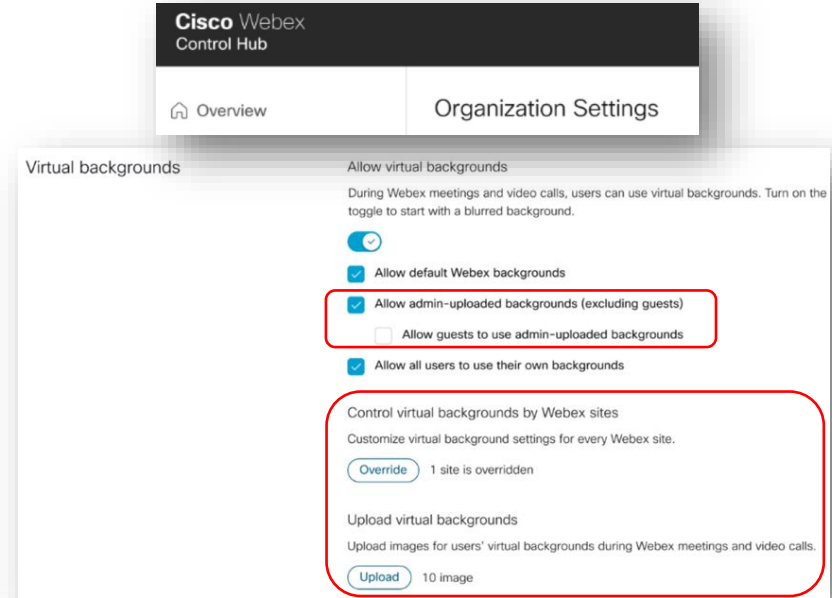
These buttons help you move forward or backwards in 10 second increments.



Virtual Background Images Managed by Admin

Security and Privacy

- In CH, Enabling virtual background features at the organization level
 - For Webex Meetings desktop/web app/Mobile app/Webex app(depends on Admin config on CH)
- Options
 - Webex default virtual backgrounds
 - Admin-uploaded virtual backgrounds
 - Users to use their own virtual background images.
 - Guests: allow them to use or not admin-uploaded images
- Configure it for each site of the org or only few
- 10 approved images max as virtual background images.
 - The administrator can easily configure various scenarios on different meeting sites and for different service, such as Webex Meetings, Webex Calling, and Webex Messaging.



Control virtual backgrounds by Webex sites					
Webex Site	Enable virtual backgrounds	Allow cisco uploaded images	Allow admin-uploaded images (excluding guest users)	Allow admin-uploaded images for guest users	Allow user-uploaded images for all users
site1.webex.com	<input checked="" type="checkbox"/>	<input type="checkbox"/>	<input type="checkbox"/>	<input type="checkbox"/>	<input checked="" type="checkbox"/>
site2.webex.com	<input checked="" type="checkbox"/>	<input type="checkbox"/>	<input type="checkbox"/>	<input type="checkbox"/>	<input checked="" type="checkbox"/>
site3.webex.com	<input checked="" type="checkbox"/>	<input type="checkbox"/>	<input type="checkbox"/>	<input type="checkbox"/>	<input checked="" type="checkbox"/>
site4.webex.com	<input checked="" type="checkbox"/>	<input checked="" type="checkbox"/>	<input type="checkbox"/>	<input type="checkbox"/>	<input type="checkbox"/>
<div>Overridden</div> <div>Reset</div>					

Block All Remote-Control Features for Users when Joining External Meetings

M	E	FedRAMP	VDI
✓	✓	✓	✓

42.1
Available at GA

Knob on control hub at organization level to block all remote-control access in meetings/Webinars for users joining external meetings/Webinars (meetings hosted on sites outside of your company).

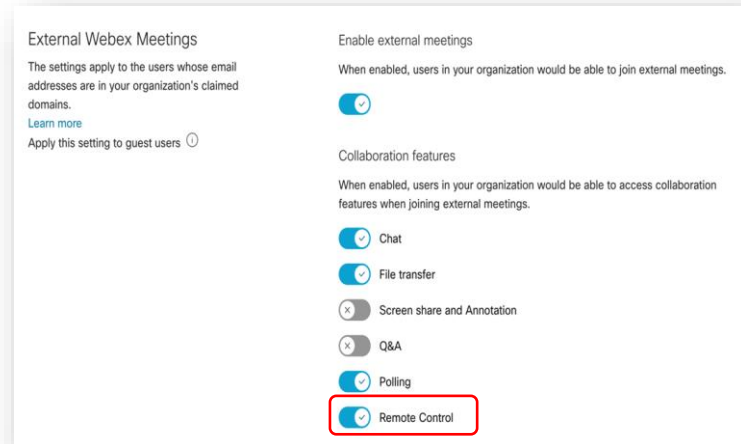
Enable/Disable:

- Desktop remote control, application remote control and web browser remote control

Notifications:

- Participant that has this feature blocked is provided with appropriate in-meeting notifications.
- Participant trying to initiate remote control with the user with remote control blocked is unable to do so and provided with an appropriate message as well.

Block applicable to the user joining meetings using their mobile (iOS and Android) as well as desktop (Windows and Mac).



End of Support for Internet Explorer 11

M	E	FedRAMP	VDI
✓	✓	✓	✓
42.1			
Available at GA			

- Starting in 42.1, Webex is officially end-of-life support for Internet Explorer 11
 - No longer provide bug fixes or update for Internet Explorer 11
- Recommend to use a supported browser version to start/join meeting
 - Users may still be able to start or join meetings using this browser
- Check out [system requirements](#) help article for supported browser version
- Note:
 - In February 2022, Webcast attendees cannot join the session using Internet Explorer 11. They will receive a warning on unsupported browser if using IE11

End of Support for Windows 7.x and 8.x

M	E	FedRAMP	VDI
✓	✓	✓	✓

42.1
Available at GA

- Starting in 42.1 update, Webex will officially end-of-life support for OS earlier than Windows 10
 - Users on Windows 7 and 8.x may continue to start/join meetings
 - No more bug fixes/updates for OS earlier than Windows 10
- For best experience, Cisco recommends upgrading to the latest version of Windows
- Check out [system requirements](#) help article for detail on supported OS

M	E	FedRAMP	VDI
✓	✓	✓	✓

42.1

Custom Schedule

Microsoft Windows 64-bits Application Support

Take full advantage of Windows 64-bits OS for better performance

- Access to more memory than the 4GB memory that 32-bits apps can access
- Additional security features apply to 64-bits application
- Better performance: Most of the computational logic has better performance on 64-bit architecture than 32-bit architecture. If running a 32-bit app on 64-bit Windows, performance is degraded.

Using existing desktop app (32-bits) to join meeting on site with 64-bits support enabled will automatically upgrade the in-meeting component to 64-bits



Cisco Webex Meetings 64-bits app

Version 41.11.0.107

X64

indicator

© 1997-2021 Cisco and/or its affiliates. All rights reserved.

[Third Party Licenses and Notices \(including free/open source software\)](#)

[Terms of Service](#)

[Privacy Statement](#)



Cisco Webex Meetings desktop app

The Webex Meetings desktop app allows you to start and join meetings quickly and easily. You can start and join meetings from desktop app or click a button to schedule a meeting from your calendar application. Starting with version 39.10, the Webex Meetings desktop app no longer includes integrations with Microsoft Outlook, Microsoft Office, or other applications. When you install the latest version of the Webex Meetings desktop app, any previous versions of those integrations will be uninstalled. To install those integrations, download Cisco Webex Productivity Tools.

For Windows (64 bit)

For Windows (32 bit)

Webex for Government FedRAMP

AGENDA:

- Webex Webinars 10K Users
- Webex Meetings End-to-end encryption with identity verification
- Collaboration restrictions for your company users joining external meetings now on Webex for Government
- Closed Captions in Live Meetings
- Transcripts in Recorded Meetings

FedRamp: Webex Webinars 10K Users

M	E	FedRAMP	VDI
X	✓	✓	✓

41.12
Available at GA


Parity feature Plan

In the December release:

- Webex Webinars for FedRamp size was moved from 5K to 10K participants

Other capacities remain unchanged:

- Up to 500 panelists
- Up to 3K users joining from telephone



Webcast View for attendee option is NOT available

M	E	FedRAMP
✓	✓	✓

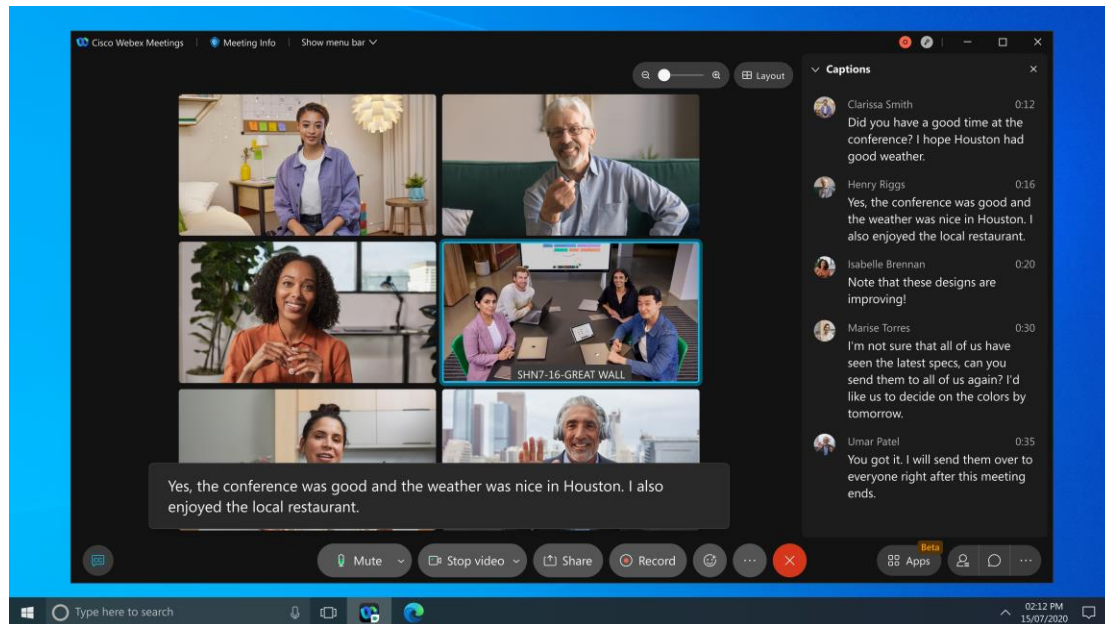
42.1

Custom Schedule

Closed Captions Support

LA Customers only

- All meeting attendees (including guests) can turn on with CC with one click.
- Users can choose to see CC in side panel.
- Supported English Audio to English text.
- Available in Webex Meetings and Webex Webinars
- Minimum Webex Release – 41.7
- For use with Devices, minimum Room OS Release – 10.11.1 with all devices *Webex* called



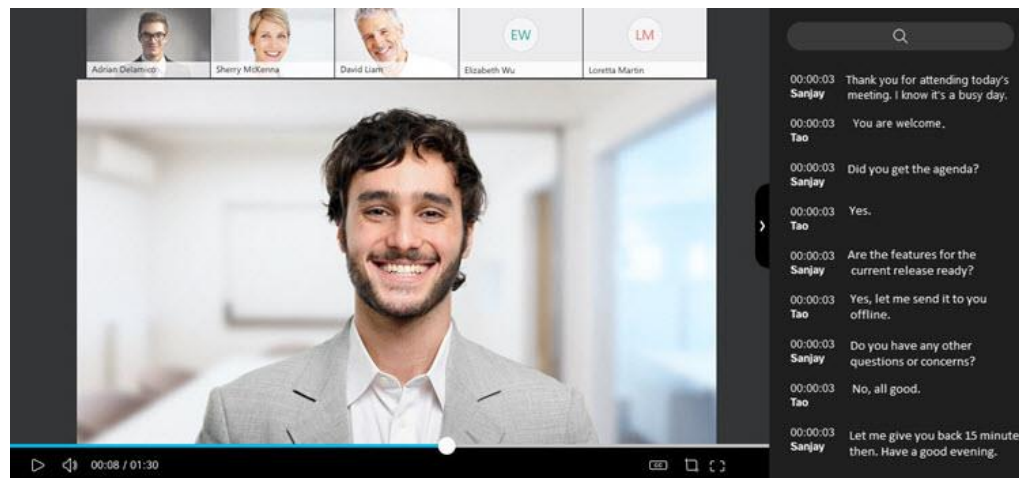
Closed Captioning and Recording Transcriptions in Webex for Government
 Enable more secured, inclusive, accessible, and engaging meetings and webinars

Transcripts in Recorded Meetings

LA Customers only

Admin enable transcription of Audio for MP4 Meetings/Webinars recordings.

- When enabled, the transcript viewer available on recordings
- Click text to cue video.
- Download transcript independent of recording video
- More details:
<https://help.webex.com/en-US/article/uq5009/Enable-Recording-Transcripts-in-Cisco-Webex-Meetings-and-Webex-Events->



Webex Meetings End-to-End Encryption with Identity Verification

M	E	FedRAMP
✓	✗	✓

42.1

Custom Schedule

Zero-Trust Security from Webex provides end-to-end encryption and strong identity verification in your scheduled and personal room meetings.

For more information, see:

- [End-to-end encryption with identity verification for Webex meetings](#)
- [Schedule a Webex Meeting with end-to-end encryption](#)
- [Join a Webex Meeting with end-to-end encryption](#)



Features Restrictions for Users Joining External Meetings

M	E	FedRAMP	VDI
✓	✗	✓	✓

42.1

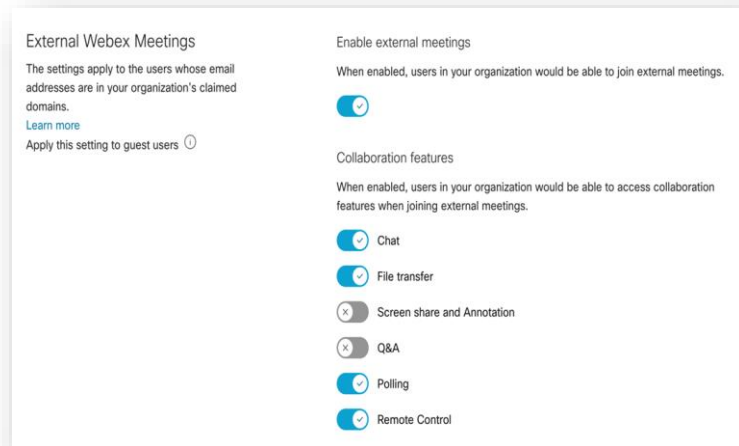
Available at GA

Admin can apply policies to users joining external meetings from a Webex for Government environment.

- **Join policy:** *Enable external Meeting* disabled: prevents all company users from joining any external meetings.
- **Meetings setting:** Restrict your company users to use certain “in-meeting” features, that go against your company policies when joining meetings outside of your organization.
 - ✓ File transfer, screen share +Annotation, Chat, Q&A & polling.

Fill in approved sites where you want these restrictions not to take effect.

- If turned on for your company, this policy is applied to all users in your organization joining from mobile, desktop, and browser using your company's verified domain email address to join meetings.
- Currently this setting is applicable to ALL users in the organization and users using your company's claimed domain email address to join meetings.
- The join policy setting is applicable for Webex Meetings application only.



Webex Meetings API

AGENDA:

- RESTFul APIs: Enhanced recordings reports
- RESTFul APIs: Webhooks

RESTFul APIs: Enhanced Recordings Reports

M	E	FedRAMP	VDI
✓	✓	✗	✓
42.1 Available at GA			

In order to provide better reporting, now Meetings RESTFul API users are able to get reporting information on who have viewed the recordings.

APIs are also used for Webex Webinars

This will be soon available for FedRamp

Information available:

- Number of views of a specific recording
- Number of downloads of specific recording
- The following information about the viewer:
 - Name
 - Email
 - When they viewed the recording
 - If they downloaded the recording or not.

RESTFul APIs: Webhooks

when meeting transcripts are ready

Webhooks are great way to provide notifications.

- Used to execute specific business logic based on the status provided when the Webhooks are received.

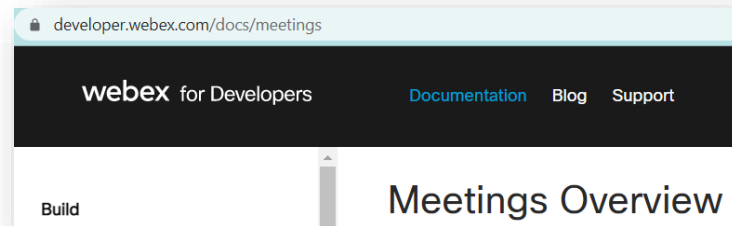
In this update, ability to receive a webhook once meetings transcripts are ready

- Address use cases such as sending out emails to meeting participants to inform them about the transcription readiness.

M	E	FedRAMP	VDI
✓	✓	✗	✓

42.1

Available at GA



Webex Meetings VDI

AGENDA:

1. audio background noise reduction

VDI: Audio Background Noise Reduction

M	E	FedRAMP	VDI
✓	✓	✓	✓

42.1

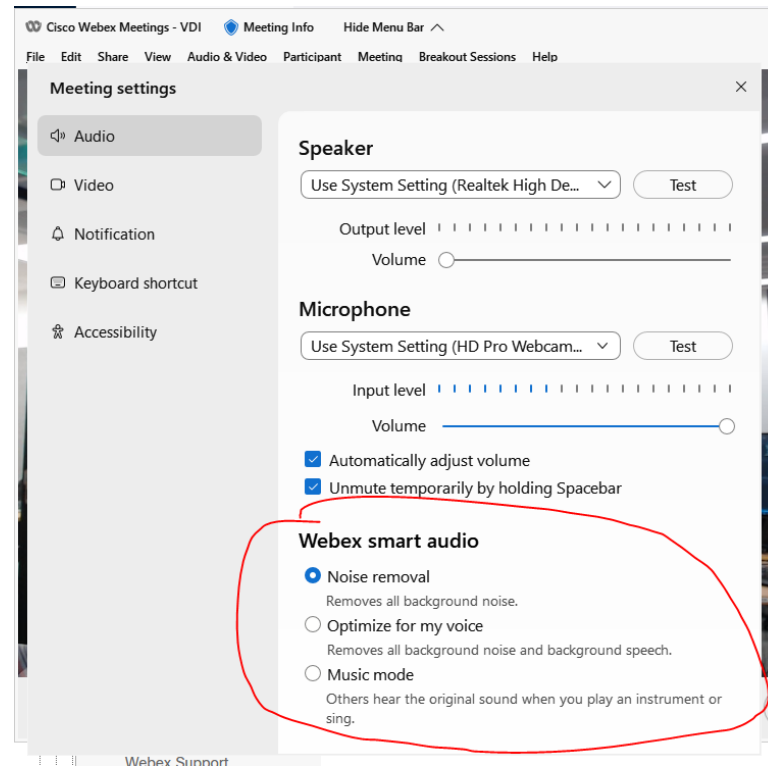
Available at GA

On Windows thin client

Webex Meetings VDI supports audio BNR (background Noise Reduction) on Windows thin client.

Turn on or off the audio BNR feature in Webex meetings VDI settings

Webex Meetings Virtual Desktop Software is available for Citrix XenDesktop, Citrix XenApp with Desktop Publishing, and VMware



Webex Mobile App

Android 42.1



- “Event” change to “Webinar” in Webex Events(new)
- Webcast support 1080P video format
- CH Admin can manage virtual background images
- Secure Lobby: identify participants before admitting them
- Improve Lobby notifications for hosts/cohosts
- Automatically remember closed caption selection

iOS: 42.1



- “Event” change to “Webinar” in Webex Events(new)
- Webcast support 1080P video format
- CH Admin can manage virtual background images
- Secure Lobby: identify participants before admitting them
- Improve Lobby notifications for hosts/cohosts
- Automatically remember closed caption selection
- *Block remote control for cross-org meetings*
- *“AirPlay-Compatible Audio” option added to in-meeting Settings*

Android: What's New in 42.1

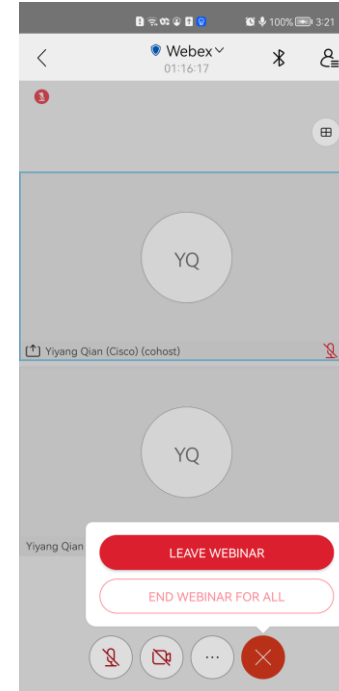
Features and Enhancements



- “Event” change to “Webinar” in Webex Events(new)
- Webcast support 1080P video format
- CH Admin managed virtual background images available to android users
- Secure Lobby: identify participants before admitting them
- Improve Lobby notifications for hosts/cohosts
- Automatically remember closed caption selection

“Event” Changed to “Webinar” in Webex Events (new)

- Change the name of Event to **Webinar** in Android App

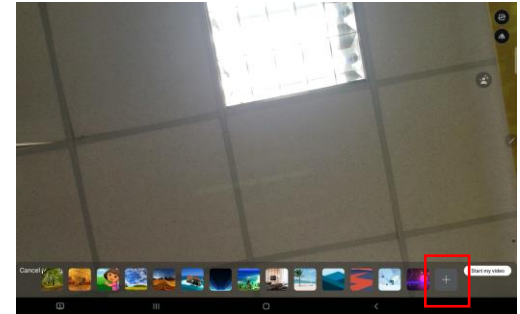


M	E	FedRAMP	VDI
	✓	✓	

CH Admin Can Manage VirtualBackground Images

M	E	FedRAMP	VDI
✓	✓	✓	

- Android App users will have access to virtual background made available by control hub admin



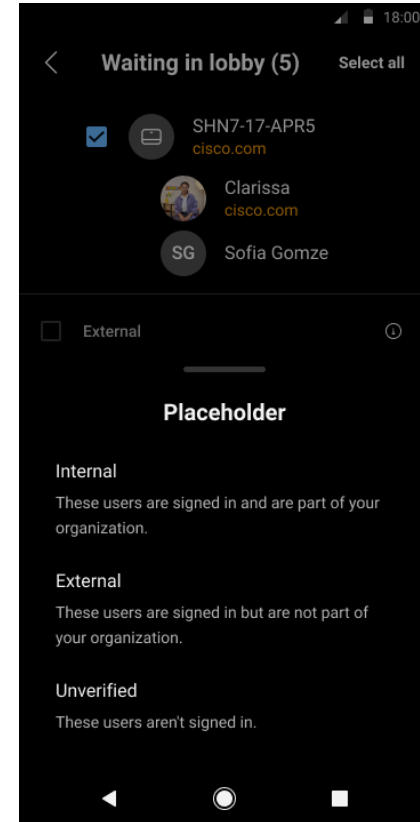
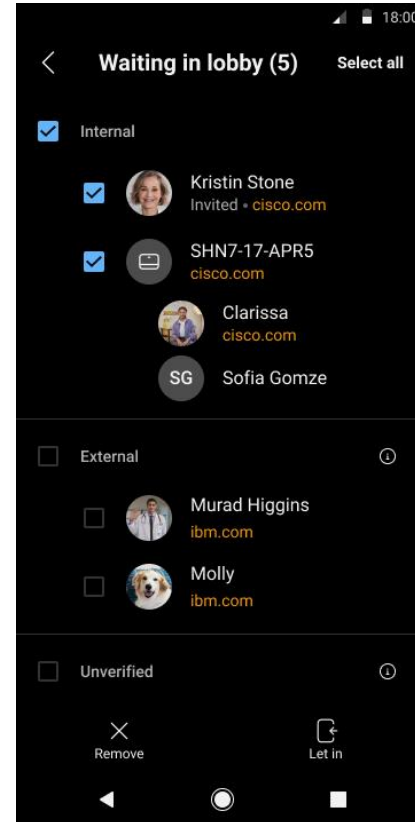
Allow user use their own backgrounds

M	E	FedRAMP	VDI
✓	✓	✓	

Secure Lobby: Identify Participants Before Admitting Them

The host or cohost will be able to identify easily if the participant is:

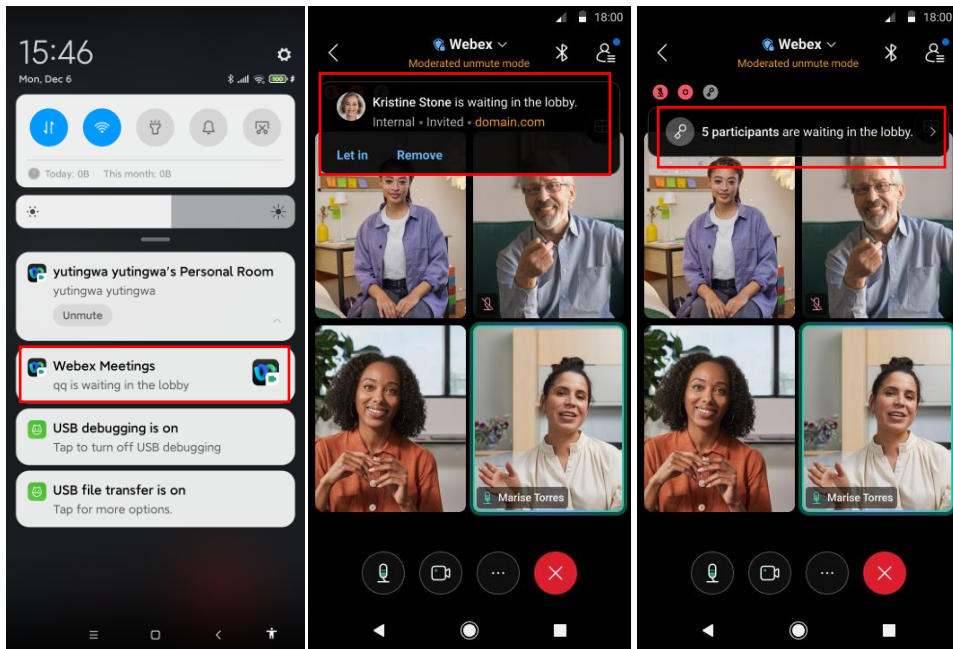
- **Internal** – if the participant is from their own Org
- **External** – verified from another Org
- **Unverified** – user that has not authenticated to Webex



Improve Lobby Notifications for Hosts/Cohosts

M	E	FedRAMP	VDI
✓	✓	✓	

- Make lobby notifications prominent enough that hosts don't miss them.
- Ability for host/co-host to Expel/Reject attendees from lobby.



Automatically Remember Closed Caption Selection

M	E	FedRAMP	VDI
✓	✓	✓	

- Remembering the last selected CC setting for next meeting

Android Distribution

- Google Play Store
- Amazon App Store
- Samsung Galaxy Store
- Ali PP Assistant
- HuaWei Store
- XiaoMi Store
- Vivo Store
- Facebook Portal App Store
- SDLC App Catalog





iOS: What's New in 42.1

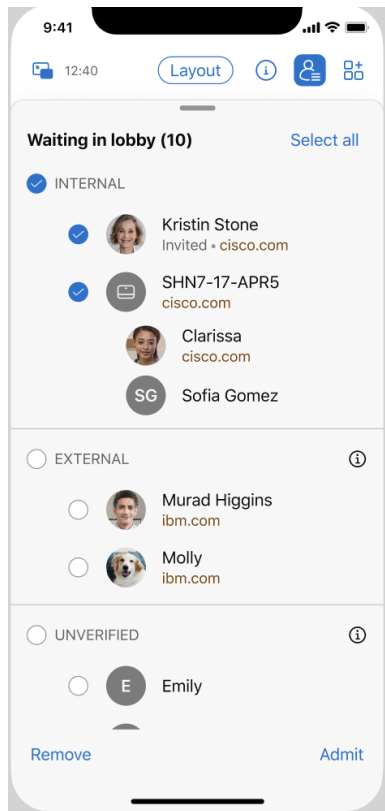
Features and Enhancements

- Improve Lobby notifications for hosts/cohosts
- CH Admin can manage virtual background images
- Secure Lobby: identify participants before admitting them
- Block remote control for cross-org meetings
- Change the name for Webex Events (new) in Client to “Webinar”
- Automatically remember closed caption selection
- Webcast support high resolution video
- “AirPlay-Compatible Audio” option added to in-meeting Settings

Secure Lobby: Identify Participants Before Admitting Them

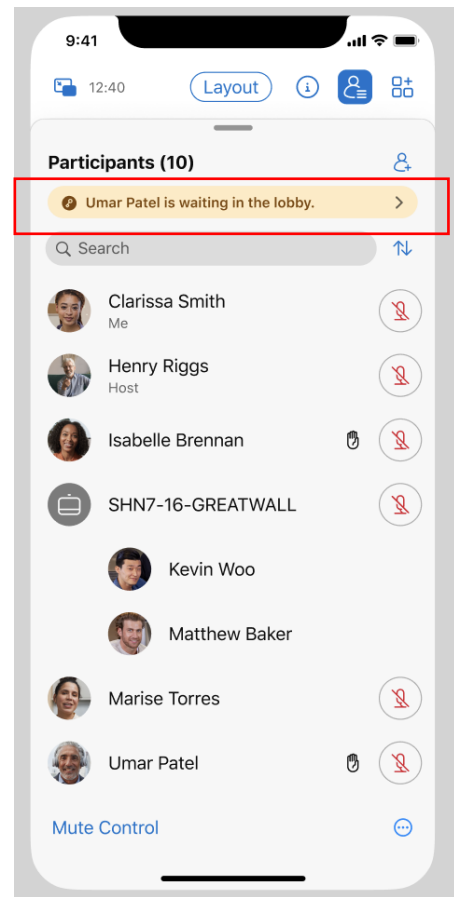
The host or cohost will be able to identify easily if the participant is:

- **Internal** – if the participant is from their own Org
- **External** – verified from another Org
- **Unverified** – user that has not authenticated to Webex



Improve Lobby Notifications for Hosts/Cohosts

- Make lobby notifications prominent enough that hosts don't miss them.
- Ability for host/co-host to Expel/Reject attendees from lobby.



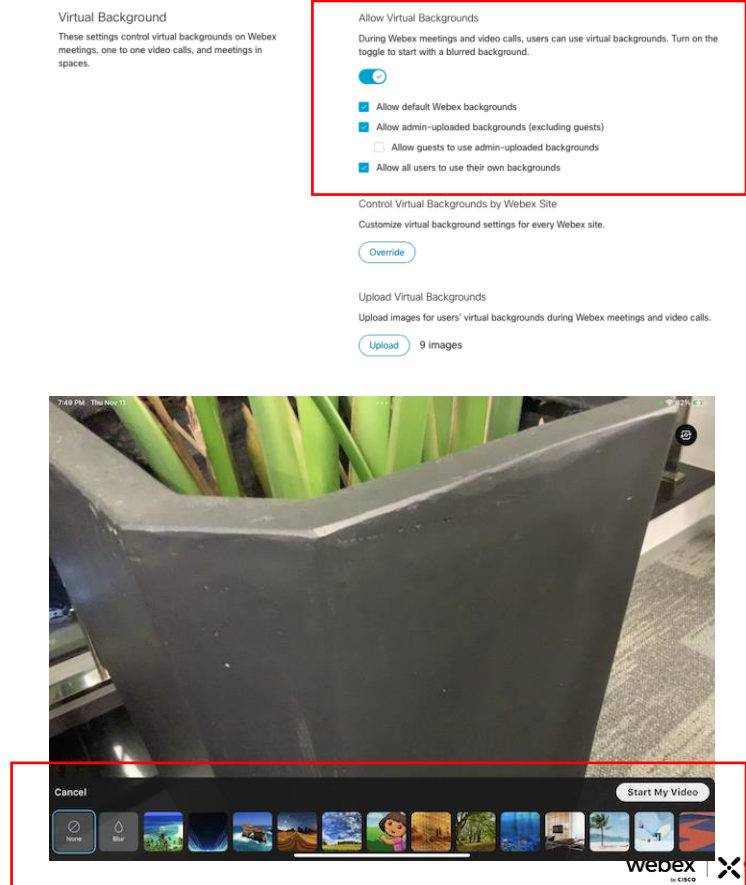
M	E	FedRAMP	VDI
✓	✓	✓	

CH Admin Can Manage Virtual Background Images

M	E	FedRAMP	VDI
✓	✓	✓	

iOS App users will have access to virtual background made available by control hub admin

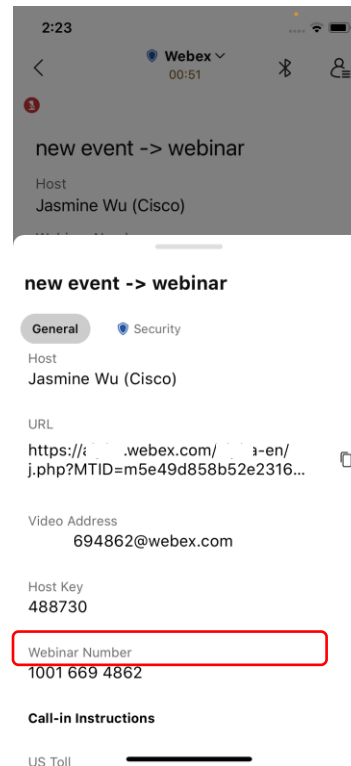
- Allow virtual backgrounds
- Allow default webex backgrounds
- Allow admin-uploaded backgrounds
- Allow guest to use admin-uploaded backgrounds
- Allow all users to use their own backgrounds



“Event” Changed to “Webinar” in Webex Events (new)

Change the name of Event to **Webinar** in iOS App

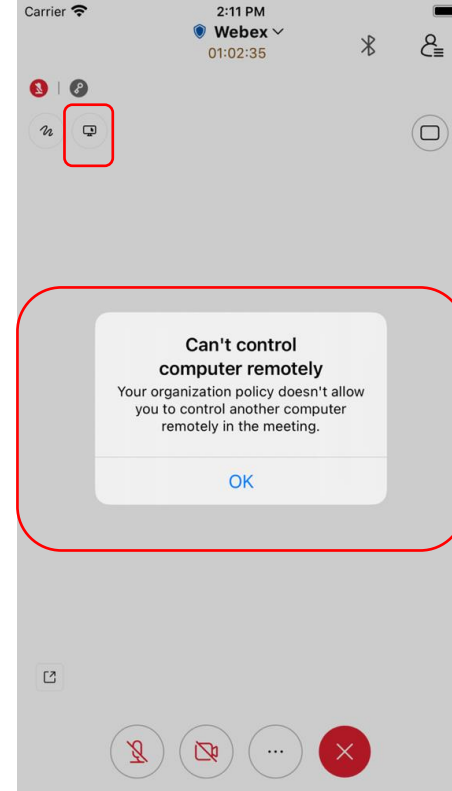
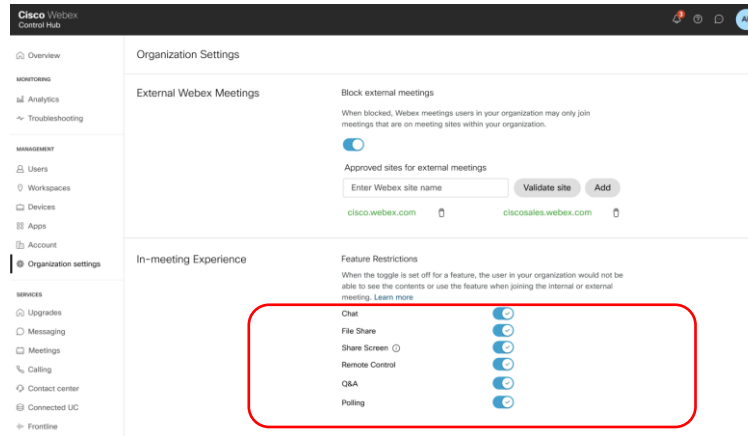
M	E	FedRAMP	VDI
✓		✓	



Block Remote Control for Cross-Org Meetings

M	E	FedRAMP	VDI
✓	✓	✓	

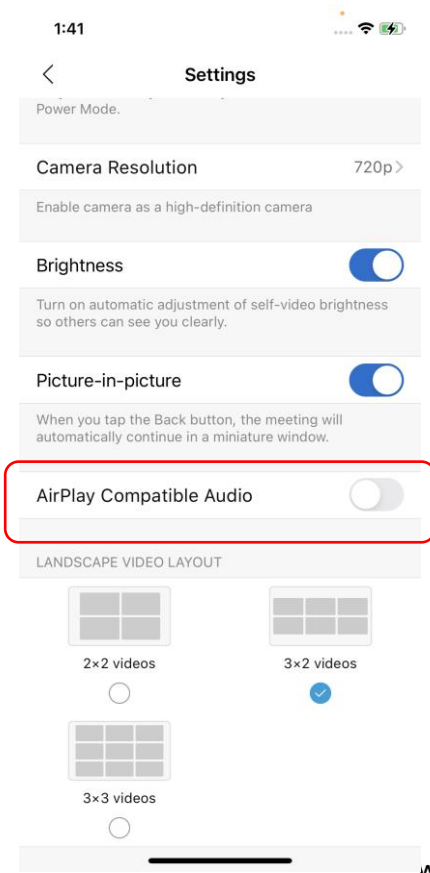
If toggle in CH is on, remote control features needs to be blocked when a user joins external meetings.



“AirPlay-Compatible Audio” Added to In-Meeting Settings

Users can enable “AirPlay Compatible Audio” using in-meeting settings on iOS App

M	E	FedRAMP	VDI
✓	✓	✓	



Automatically Remember Closed Caption Selection

Remember the last user selected Closed Caption setting for future meetings

M	E	FedRAMP	VDI
✓	✓	✓	



Collaboration
Technical Marketing

Webex Devices

January RoomOS Tol

Charlie Thorpe

Technical Marketing Engineer - Collaboration

Contents

- 01 Introduction
- 02 Recap on RoomOS December
- 03 Features being announced
- 05 Other items

01 Introduction

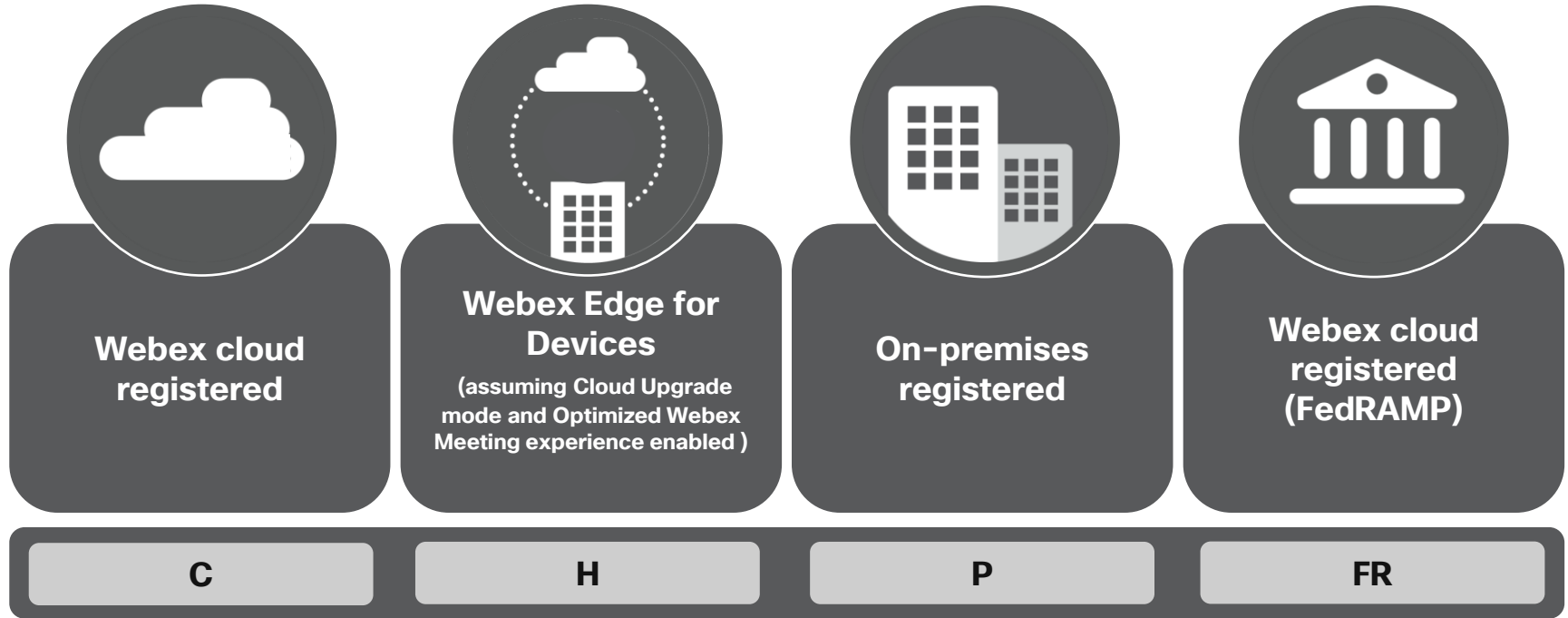
Software Versions – RoomOS January

On-premises registration. Webex Edge for Devices <u>without</u> Cloud Upgrade Mode enabled		Webex Edge for Devices linked devices <u>with</u> Cloud Upgrade Mode enabled		Cloud Registration	
DX, MX, SX	Room Series Board Series * Desk Series *	DX, MX, SX	Room Series Board Series Desk Series	DX, MX, SX	Room Series Board Series Desk Series
CE9.15.8.12	CE9.15.8.12 RoomOS 10.8.2.5	CE9.15.x.x	RoomOS10.11.1.x	RoomOS 9.15.x.x	RoomOS10.11.1.x

- CE 9.15.8.12 released Nov 2nd 2021
- RoomOS 10.8.2.5 released Nov 2nd 2021
- 10.11.2.x scheduled for early 2022
- CE 9.15.x.x/RoomOS 9.15.x.x due to release TBC
- RoomOS 10.11.1.x due to release January 10th 2022


* Board Pro, Desk Hub, and Desk Mini will require 10.11.2.x

Availability Key



02 Recap RoomOS December

Released in RoomOS December

- RoomOS December release delayed. Due December 13th
- Google Meet from Webex devices 
 - GA'd December 7th

03

New Features

RoomOS January

RoomOS January

- RoomOS 11
- Optimize for my voice
- Panorama on-cloud

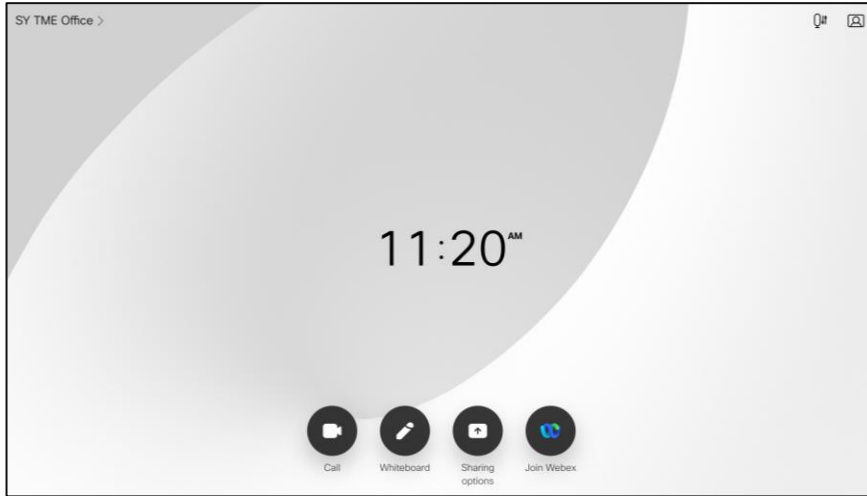


RoomOS 11

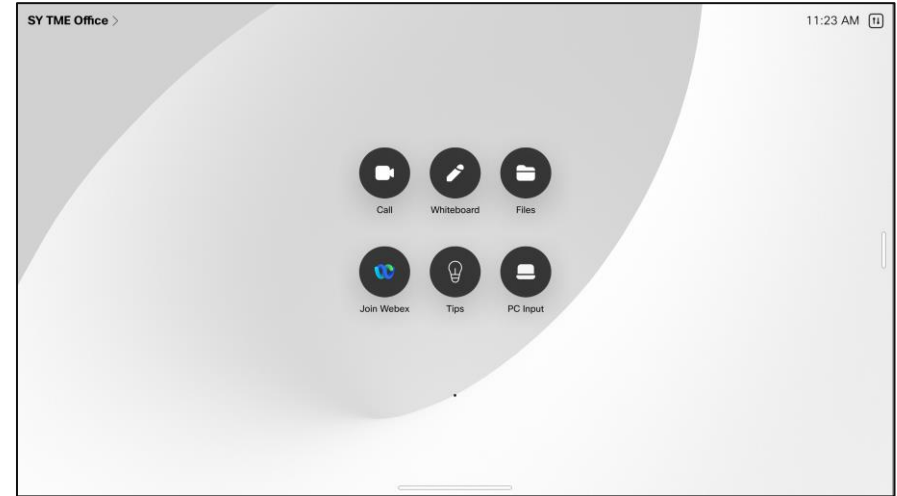
- Available for Webex Desk Series and Webex Board Series
 - Opt-in/opt-out
- Support for Room Series devices to be released later
- Support for Webex Edge for Devices with Cloud Upgrade Mode to be released later (possibly released in Beta – to be confirmed)
- Software release will still show RoomOS 10.x.x.x
 - Will move to RoomOS 11 once Room systems added.



RoomOS 10 vs RoomOS 11



RoomOS 10



RoomOS 11

Home screen

Easy access to various apps

Task switcher

Provides easy access to open apps



Files button

View of whiteboards created locally. Additional files available when device is bound to a space.

If Web Apps are installed that give file access (such as OneDrive), you can access the files from the Files app

Control panel

Swipe to the left to open control panel. Here you will find settings related to the device.

Screens subject to change

Task switcher

Swipe up from the bottom of the screen to get to home screen or open apps

Closing apps

To close a full screen app (such as whiteboard), swipe up on the preview image shown in task switcher to close



Screens subject to change

View connected laptop

Laptop screen will appear in task switcher. To view (if not shown), tap on preview in task switcher

Whiteboards

All whiteboards created in one session appear as separate open apps

Call controls

Tap screen to expose controls.

Task switcher

Swipe up from the bottom of the screen and select the preview of your PC input to keep on working on your PC



Screens subject to change

Control panel

Swipe from the right side of the screen to expose the panel. Selfview button shows camera controls and virtual background options

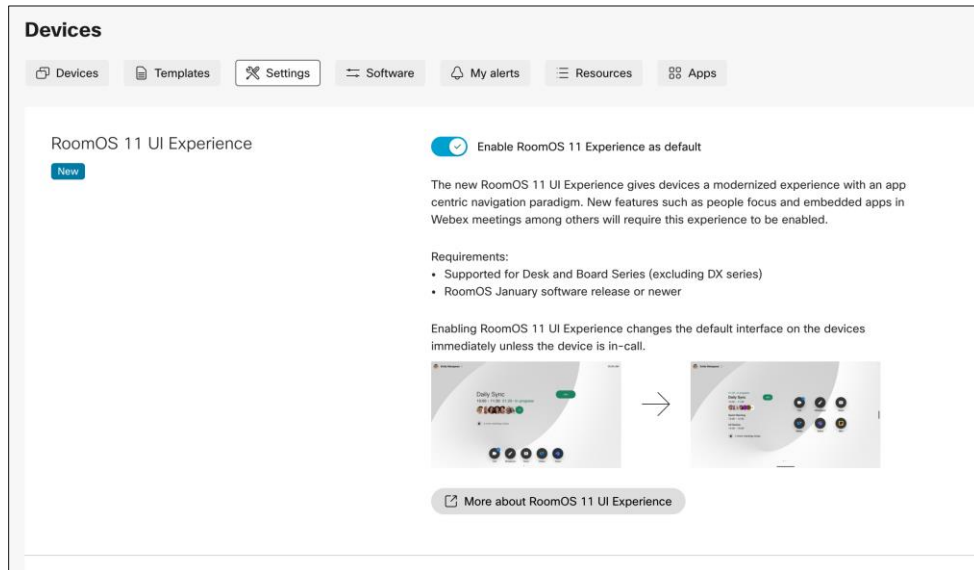
Share

Tapping on share will open dialogue box offering share options available

Control Hub

Action will be required in Control Hub

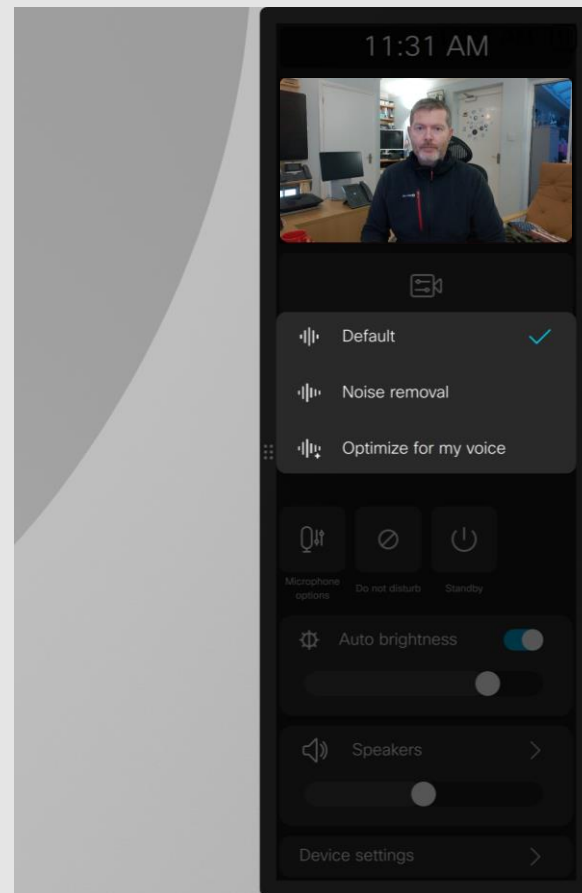
- Full Admin or Device Admin will need to 'opt-in' to have the experience enabled on the supported devices.
- This is a global setting for the org
- Webex Board Series and Desk Series (excluding DX) will update immediately unless the device is in a call
- End user will have the ability to turn the experience off and revert to the previous UI
 - Swipe in on the right side of the screen to expose the control panel and then Device settings>New RoomOS Experience and turn off.



Screens subject to change

Optimize for My Voice

- Noise removal powered by BabbleLabs removes background noise but does not filter out additional voices.
- Optimize for my voice will also filter out the additional voices and will focus on the closest speaker
- Supported on
 - Webex Desk Series
 - Webex Board Series
- Supported with RoomOS 11



Panorama video on cloud

Previously Panorama mode was only available with Room Panorama systems

- Calling 1:1 with both Room Panoramas registered on-premises
- Or if both are on-premises registered and are the only two participants in a meeting on a Cisco Meeting Server.

With the release of this feature, the Panorama experience will now be available on cloud registered Room Panorama systems



Panorama video on cloud

Requirements:

- Panorama experience will only be available when the two Room Panorama systems are cloud registered and are calling 1:1 by:
 - Calling directly from the cloud registered Room Panorama to another cloud registered Room Panorama
 - Initiated or answered from the Room Navigator controlling the Room Panorama
 - Initiated or answered from the Webex App paired with the cloud registered Room Panorama system

Caveats

- No other endpoints must be in the same call
- Not supported on Webex Edge for Devices
- If either the caller or callee are paired from Webex App they must not be contributing or receiving main (non-content) video
- Panorama experience not supported in Webex meeting
- 2 x 1080p30 main video (4Mbps per video channel)
- Content channel: Up to 4Kp7.5
- Video Mesh is not supported

Support Resources

Please bookmark these sites and share them with others.

- Webex Help Page: <https://help.webex.com>
- WBS 42 Release Notes: <https://help.webex.com/n0mq1ae>
 - Contains links to what's new, bug fixes, known issues, and SO MUCH more!
- Real-Time Status Page: <https://status.webex.com>
- Support Utilities: <https://webexsupport.com>
- Service calendar: <https://status.webex.com/maintenance>



