



Collaboration
Technical Marketing

What's New in Webex Meetings & Devices

Release 42.2

Cisco Collaboration Cloud

January 2022



Cisco Safe Harbor Statement

This presentation contains “forward-looking” statements that involve risks, uncertainties and assumptions. If the risks or uncertainties ever materialize or the assumptions prove incorrect, our results may differ materially from those expressed or implied by such forward-looking statements. All statements other than statements of historical fact could be deemed forward-looking, including, but not limited to, any projections of financial information; any statements about historical results that may suggest trends for our business; any statements of the plans, strategies, and objectives of management for future operations; any statements of expectation or belief regarding future events, technology developments, or enforceability of our intellectual property rights; and any statements of assumptions underlying any of the foregoing.

These statements are based on estimates and information available to us at the time of this presentation and are not guarantees of future performance. Actual results could differ materially from our current expectations as a result of many factors, including but not limited to: the unpredictable nature of our rapidly evolving market and quarterly fluctuations in our business; the effects of competition; and any adverse changes in our indirect channel relationships. These and other risks and uncertainties associated with our business are described in the company’s annual report on Form 10-K. The forward-looking statements in this presentation are made as of the date of the initial publication of this presentation, and we disclaim any obligation to update these statements at any time in the future.

Milestones: Webex Release 42.2

These dates, and features shown, are still subject to change.



Limited
Availability
Deployment

Jan. 24,
2022

General
Availability
Start Date

Feb. 10,
2022

General
Availability
End Date

Feb. 22,
2022

Webex Meetings Suite Feature Snapshot: 42.2 Update

Meetings/Webinar Experience



Webinars

- Material Upload
- Change Registration Form
- Maximum registration Number
- Polling support
- APIs
- Webcast View for attendees Enhancements

Other Features:

- Reopen Embedded App simplification
- Google Workspace add-on user interface
- Real-time transcription for 13 languages

- New virtual backgrounds statics & animated
- Anonymize Meeting attendee display Name
- Sync Stage Enhancements
- Raise Hand button moved to Control Bar
- Web App annotation support
- Hardware acceleration for Mac
- Admin can Set video layout for devices
- PDF Format
- VDI 5x5 grid support

Mobile app



Android

- Support WebApp attendee annotation
- Anonymize Meeting Attendee Display Names
- Support edit avatar and display name via Control Hub admin configuration

iOS

- Anonymize Meeting Attendee Display Names
- Background PIP mode on iPads
- Blocking Users Changes FN, LN and Avatar
- Limit the CC box height to avoid video overlap

Webex App & Devices Snapshot: 42.2 Update

Webex app

Expanding Reactions to Including skintones
Indicate end users of results of the Scanned files

Devices


Pairing via USB-C
Closed Captioning and Real-time translation
Persistent Web Apps on Room Navigator
ECM Storage for Whiteboards Outside of Webex - One Drive
Control Hub - Device Macro Provisioning
Control Hub - Display xStatus Values

Announcements

AGENDA

- End of support for Productivity Tools

End of Life for Productivity Tools



The 42.6 update will be the last release of Productivity Tools.

Current users of Productivity Tools should migrate to the Webex Scheduler add-in.

This announcement is for Latest release and Slow channel

More information coming soon

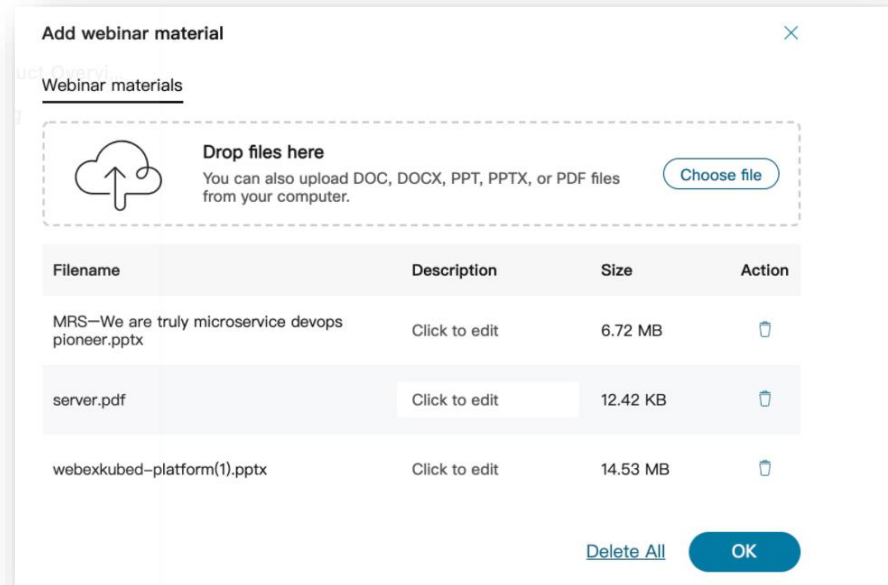
Webex Webinars

Material Upload for Webex Webinars

Hosts can upload webinar materials

- such as Microsoft PowerPoint presentations, PDF, Microsoft Word documents, JPG, and PNG files in the meeting information page.
- Up to 20 files

Attendees can access the files after being invited or after registrations through the Webinar info page



M	E	FedRAMP	VDI
X	✓	✓	

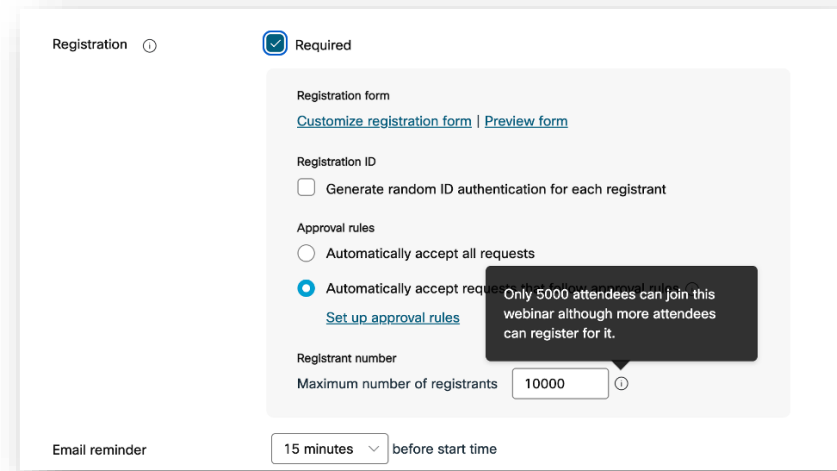
42.2
Available at GA

Maximum Registration Number and Invitation Number

Webex Webinars – not for webcast view for attendees option

Users scheduling Webinars can accept more registrations than their current license.

- 1K, 3K and 5K event's max registration number and max invitation number are 10K.
- 10K, 25K, 50K and 100K's event's max registration number and max invitation number are 20% more than license.
- 10K license – up to 12,000 registrants capacity



M	E	FedRAMP	VDI
✓	✓	✓	

42.2
Available at GA

Change Registration Form

For Webex Webinars and Meetings

Alignment with Events (classic)

Host and cohost can edit/change the registration form even after someone has registered

This includes max registration number.

The screenshot shows the 'Registration' settings for a Webex event. At the top, there is a 'Registration' header with a help icon and a 'Required' checkbox that is checked. Below this, there are several sections: 'Registration form' with links to 'Customize registration form' and 'Preview form'; 'Registration ID' with an unchecked checkbox for 'Generate random ID authentication for each registrant'; 'Approval rules' with two radio button options: 'Automatically accept all requests' (unselected) and 'Automatically accept requests that follow approval rules' (selected), with a link to 'Set up approval rules'; and 'Registrant number' with a text input field for 'Maximum number of registrants' containing the value '10000'. At the bottom, there is an 'Email reminder' section with a dropdown menu set to 'None' and the text 'before start time'.

M	E	FedRAMP	VDI
✓	✓	✓	

42.2
Available at GA

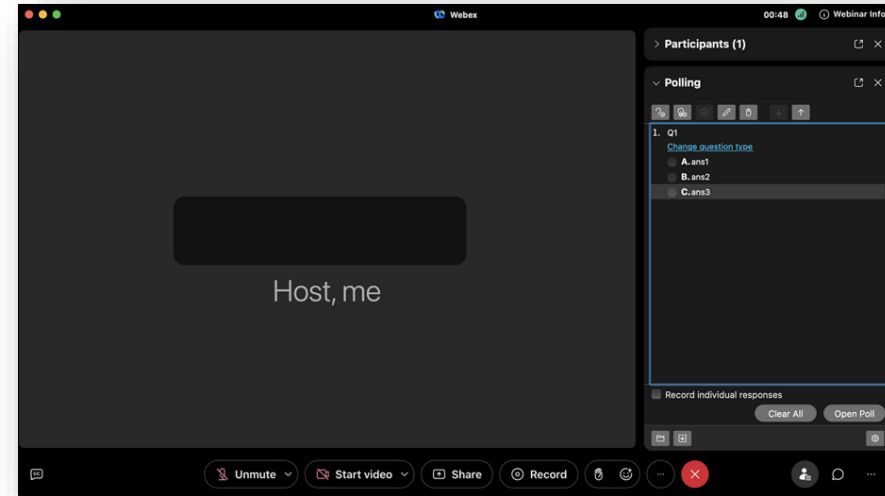
Polling support

Webex Webinars – not for webcast view for attendees option

Starting in February, attendees can now use polling in webinars.

This helps the audience freely participate in voting activities.

Note: If you don't have Slido for polling, you can use this functionality to engage with participants



M	E	FedRAMP	VDI
✓	✓	✓	

42.2
Available at GA

Meetings API support for Webex Webinars

Developers now have the ability to schedule Webinars via the Meetings API.

The API supports standard **CRUD operations** in line with the current meetings API endpoint.

Webex restful API supports to **approve and reject registration** for Meetings and Webinars

We'll be releasing more API features – stay tuned

- Webex RESTful APIs to support approve and reject registration for Meetings and Webinars details:
<https://developer.webex.com/docs/api/v1/meetings>
- Meetings API support for Webinars details:
<https://developer.webex.com/docs/api/v1/meetings>
- List recordings APIs details:
<https://developer.webex.com/docs/api/v1/recordings>

Webcast view for attendees Enhancements

Gracefully end the live streaming

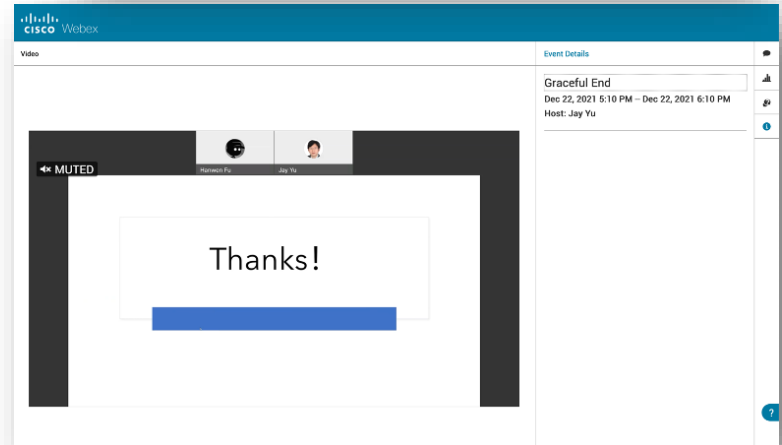
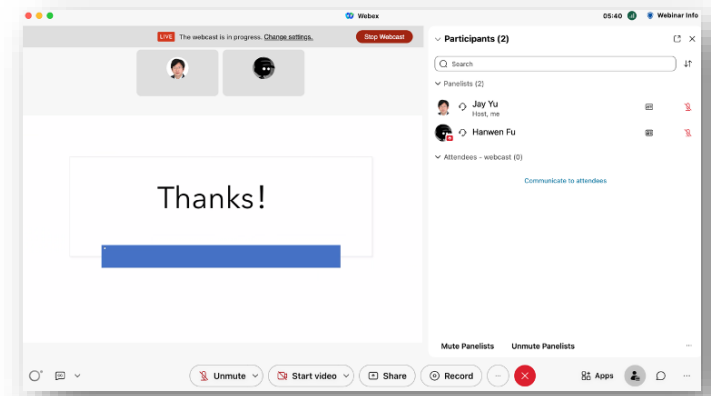
In webcast view for attendees, attendee have 10 ~ 15s video delay.

When host click Stop Webcast, the streaming stops immediately.

Since there are 10-15 seconds delay, the attendee will miss the last 10-15 seconds.

After host stop webcast, attendee will continue to see the content until the real end.

Note: This feature is not available for Webex for Government



Webex Meetings In-Meeting Experience

AGENDA:

M	E	FedRAMP	VDI
✓	✓	✓	

42.2
Available at GA

Change registration Form

For Webex Webinars and Meetings

Alignment with Events (classic)

Host and cohost can edit/change the registration form even after someone has registered

This includes max registration number.

The screenshot shows the 'Registration' settings panel. At the top, there is a 'Registration' header with a help icon and a 'Required' checkbox that is checked. Below this, there are several sections: 'Registration form' with links for 'Customize registration form' and 'Preview form'; 'Registration ID' with an unchecked checkbox for 'Generate random ID authentication for each registrant'; 'Approval rules' with two radio button options: 'Automatically accept all requests' (unselected) and 'Automatically accept requests that follow approval rules' (selected), with a link to 'Set up approval rules'; and 'Registrant number' with a text input field for 'Maximum number of registrants' containing the value '10000'. At the bottom, there is an 'Email reminder' section with a dropdown menu set to 'None' and the text 'before start time'.

M	E	FedRAMP	VDI
✓	✓	X	

42.2
Available at GA

Open Embedded Apps: Improve Discoverability

When a user wants to reopen an embedded app, they can open the **Apps** panel and find the app at the top of the **In Meeting** list.

Previously, it was in the **More (...)** menu.

Current



New



M	E	FedRAMP	VDI
✓	✓	✗	

42.2
Available at GA

Real-time Transcription for 13 Spoken Languages

Host selects transcription for the meeting in 13 spoken languages

- English (existing), Chinese Mandarin (Simplified and Traditional), Dutch, French, German, Hindi, Italian, Japanese, Korean, Polish, Portuguese, and Spanish
- Captions for these languages can also be translated to 100+ other languages.

Feature part of the real-time translation SKU

Note:

- This feature will have a beta tag, and an improvement in the way that captions are rendered is planned for release in 42.3.



M	E	FedRAMP	VDI
✓	✓	X	

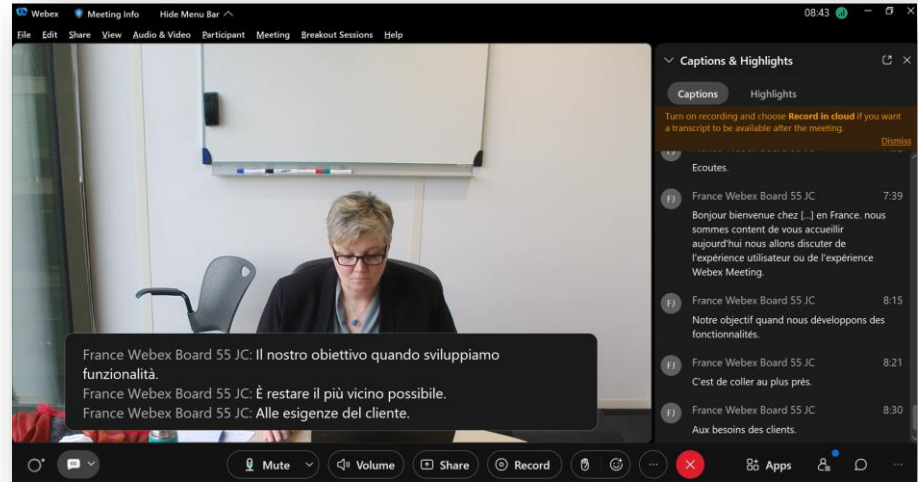
Real-time Transcription for 13 Spoken Languages 42.2 Available at GA

Captions box above the meeting controls show the participant selected caption language

Captions panel on the right hand side show the selected spoken language

If the meeting recorded, then the recording video's embedded transcript will be populated only if the speaking language is in english

If Webex Assistant is also available (either on or off) in the recorded meeting, then the Review tab under Calendar in the webex app will show the transcription in the selected spoken language.



M	E	FedRAMP	VDI
✓	✓	✗	

42.2
Available at GA

New Virtual Backgrounds: Static and Animated

GIF/MP4 animation virtual background

Webex is updating its default library of virtual backgrounds.

In addition to the most frequently used, we added a few new backgrounds, including **two animated ones**.

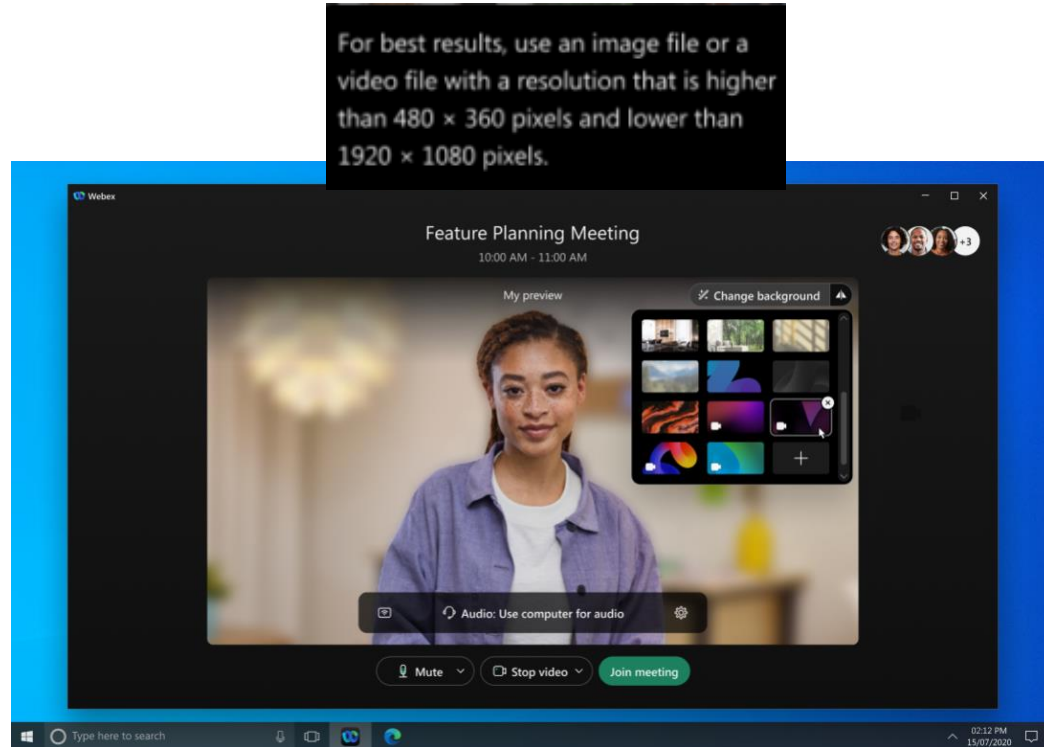
Users can still upload their own as desired
Admin can upload one for the org

Support:

- New backgrounds are available on Webex Meetings App (desktop and mobile)¹
- Animated background is available on Webex Meetings Desktop App (Windows/Mac)²

¹Not supported on Webex App with full-featured

²Not supported on mobile or Webex App with full-featured



M	E	FedRAMP	VDI
✓	✗	✓	

42.2

Customized Schedule

Anonymize Meeting Attendee Display Names

Meetings where privacy (anonymity) is required between attendees

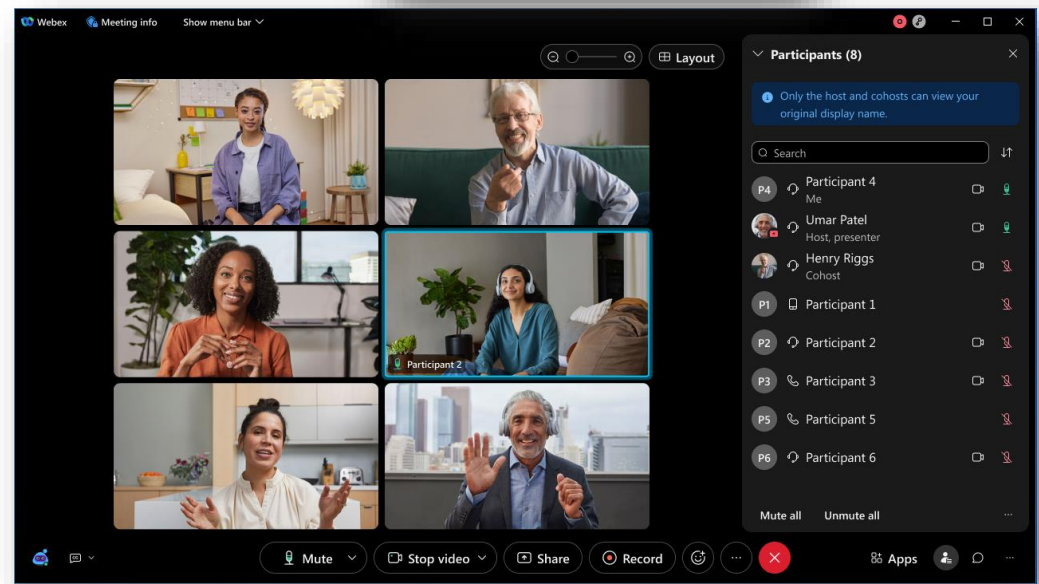
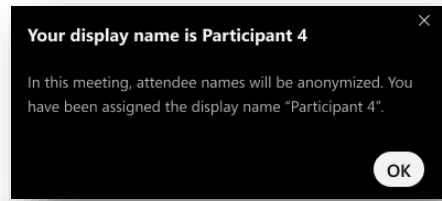
New option in scheduler "Keep attendee names private"

- setting assigns an anonymous display name ("Participant 1", "Participant 2", etc.) to attendees as they join.
- Attendees will not be able to see each other's real names.
- Only the host/cohost will have access to see an attendee's real name.

Example Use Cases

- Holding a meeting with competing vendors
- Alcoholics Anonymous, medical consultations

Enable by request



Anonymous meeting beta Don't show participants' original name in the meeting

M	E	FedRAMP	VDI
✓	✗	✓	

42.2

Enable by request

Anonymize Meeting Attendee Display Names

Beta Limitations

Video devices do not support anonymized display names

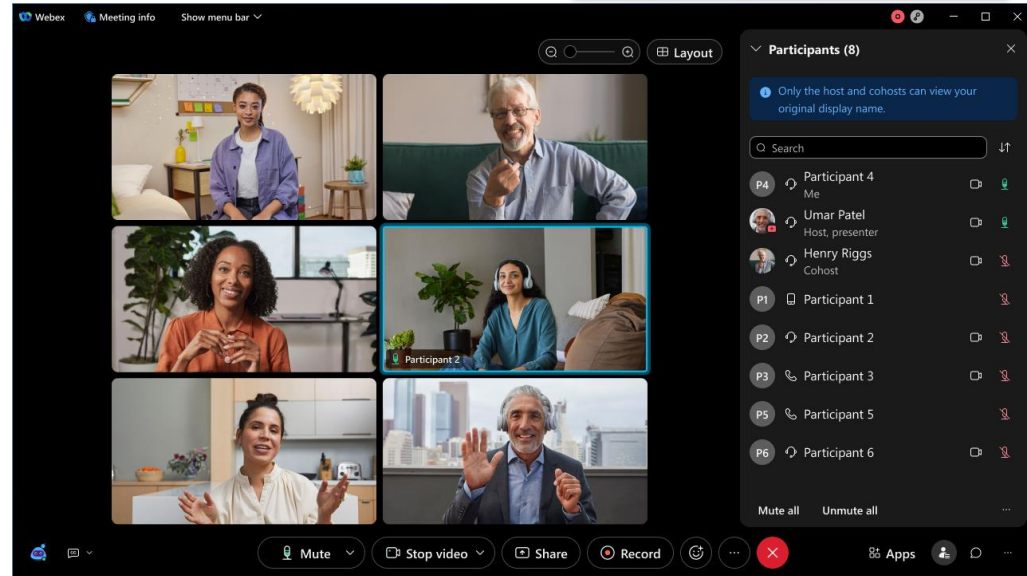
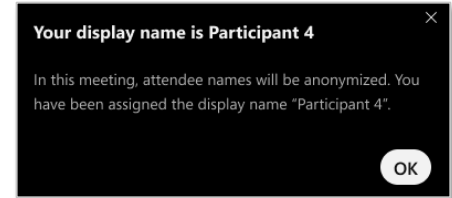
- If a user joins from a video device, they will be able to see attendees' real names

Webex App does not support anonymized names if cross-launch is turned off.

- When cross-launch is turned off, users will be able to see attendees' real names

Calendar tool in the Webex App does not support anonymized names.

- While invitee names will be hidden on the *meeting detail page*, any users currently using the Calendar tool in the Webex App will be able to see invitees' real names

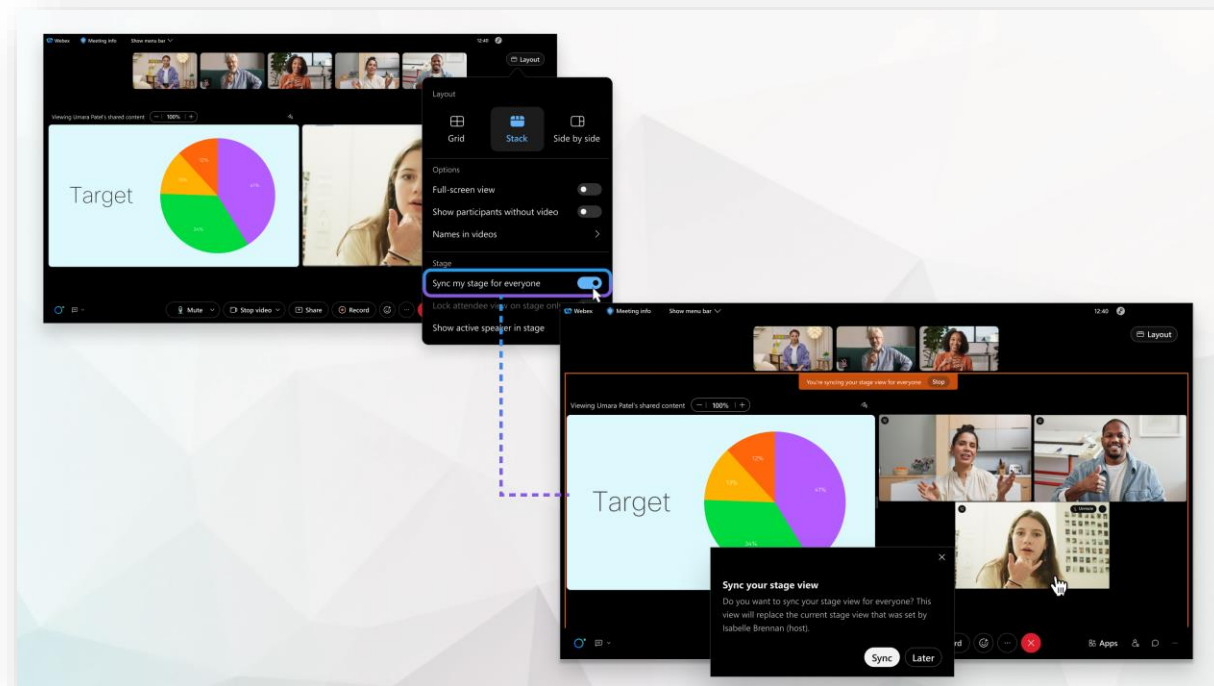


M	E	FedRAMP	VDI
✓	✓	✓	

42.2
Available at GA

Sync stage enhancement

When host or cohost change the layout size, and sync to attendee, Attendee view will follow the layout but also size of windows



M	E	FedRAMP	VDI
✓	✓	✓	

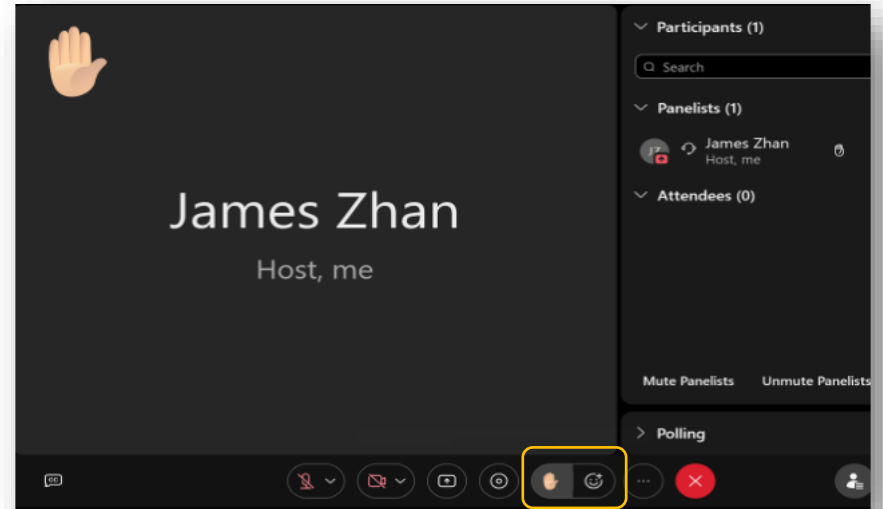
42.2
Available at GA

Raise Hand Button Moved to Control Bar

Make it easier to find and faster to use

Raise hand icon moved out from the Reactions menu to the control bar.

- ON by default
- Start meeting, you will see the reaction and raise hand button in action is separated.
- Click separated raise hand button, raise hand UI will change as picture showed.
- Disable raise hand in meeting options, it will prompt error message.
- Change skin tone, raise hand UI will change

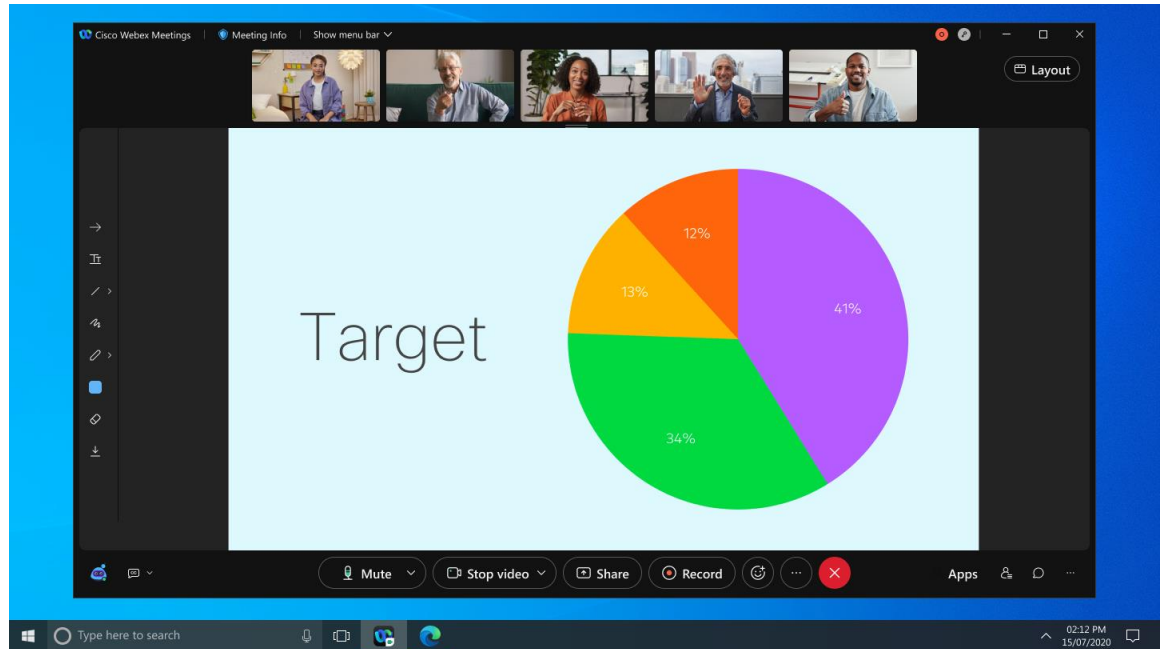


M	E	FedRAMP	VDI
✓	✓	✓	

42.2
Available at GA

Webex web app: Annotation Support

Webex web app users can now annotate on top of shared content, when the presenter is sharing from the desktop app or the mobile app.



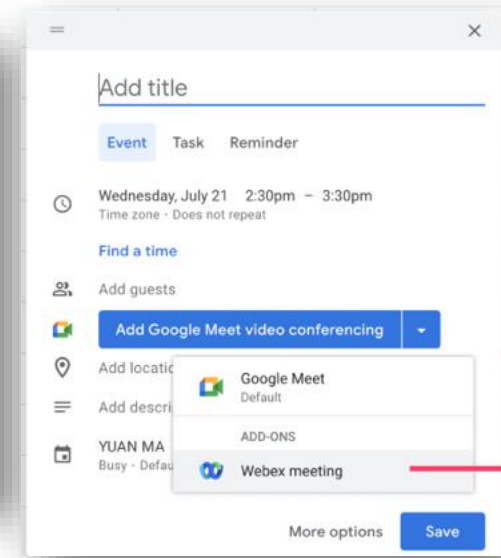
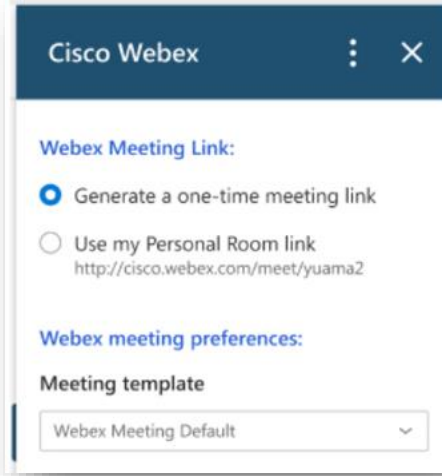
M	E	FedRAMP	VDI
✓	✗	✓	

42.2
Available at GA

Google Workspace add-on user interface improvements

Google Workspace add-on users can toggle between Personal Room and one-time meeting links directly from the meeting settings panel.

Default settings used when a user chooses Webex meeting from the **Add video conferencing option** menu



Video

M	E	FedRAMP	VDI
✓	✓	✓	

42.2
Available at GA

Hardware Acceleration for video

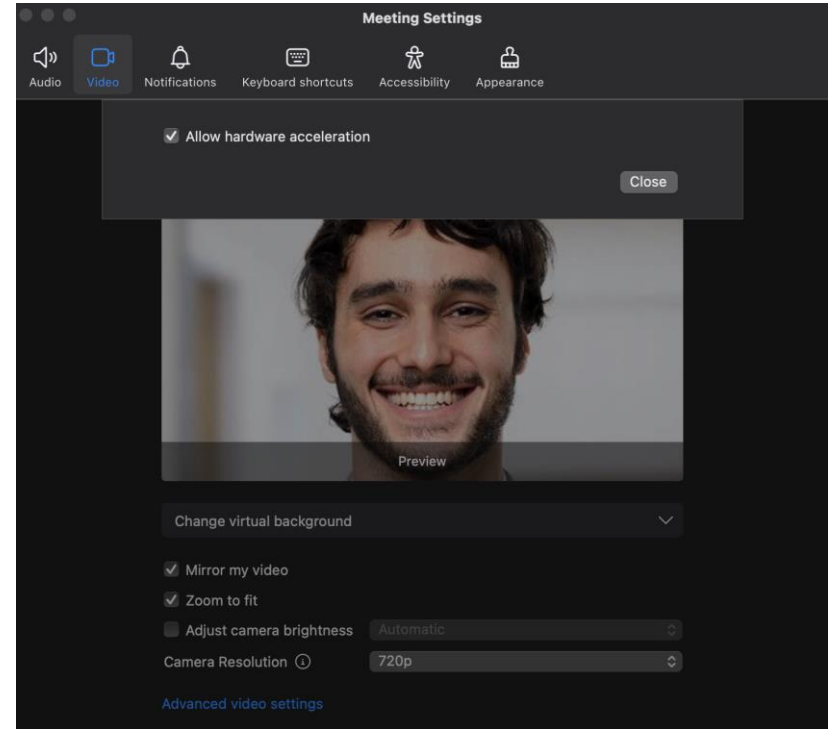
On Mac

In Advanced video settings, new option to "Allow hardware acceleration"

Default on

Use available hardware acceleration for video as possible.

Disabling this setting forces the use of software based processing and may have a negative impact on CPU utilization and or battery life.



Set Video Endpoint Layout Based on Admin Preference

M	E	FedRAMP	VDI
✓	✓	✓	
42.2			
Available at GA			

New layout selection option dedicated to SINGLE SCREEN video devices and DUAL SCREEN video devices

Single screen options

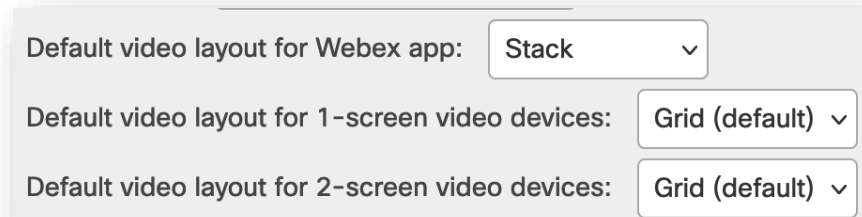
1. Grid (Default)
2. Stack
3. Overlay
4. Focus
5. Prominent

2-screen video devices options

1. Grid
2. Focus
3. Prominent (Default)

This applies to the following endpoints:

1. SIP
2. Cloud
3. Cloud on transcoding



Post-Meeting Experience

M	E	FedRAMP	VDI
✓	✓	✓	

42.2
Available at GA

PDF format

Shared file content

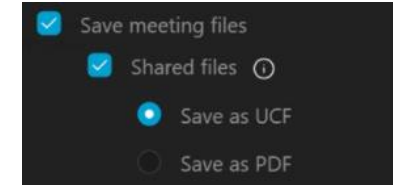
*.UCF format

- old file format that can only be viewed in a meeting or with Webex Media Player
- which is no longer supported to save as

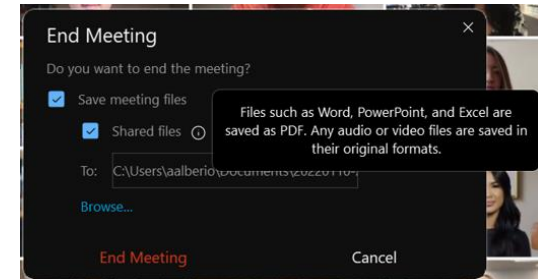
*.PDF now default file format when the shared file content is saved in meetings.

Meetings still support to share and view the legacy .UCF files

OLD



NEW



Webex for Government

Change registration Form

After someone registered

Today, we disallow host to change registration form after someone registered. This is not aligned with Events (classic)

We should allow host and cohost to edit registration form after some register.

This includes max registration number.

XXXXX

Host and cohost can change the registration form even after someone registered the event. This align the registration behavior same as Events (classic)

The screenshot shows a settings panel for 'Registration'. At the top, there is a 'Registration' header with a dropdown arrow and a 'Required' checkbox that is checked. Below this, there are several sections:

- Registration form:** Includes links for 'Customize registration form' and 'Preview form'.
- Registration ID:** Contains a checkbox for 'Generate random ID authentication for each registrant', which is currently unchecked.
- Approval rules:** Features two radio button options: 'Automatically accept all requests' (unchecked) and 'Automatically accept requests that follow approval rules' (checked). A link 'Set up approval rules' is provided below.
- Registrant number:** A section with a label 'Maximum number of registrants' and a text input field containing the value '10000'.
- Email reminder:** A dropdown menu set to 'None' followed by the text 'before start time'.

Polling support

FedRAMP



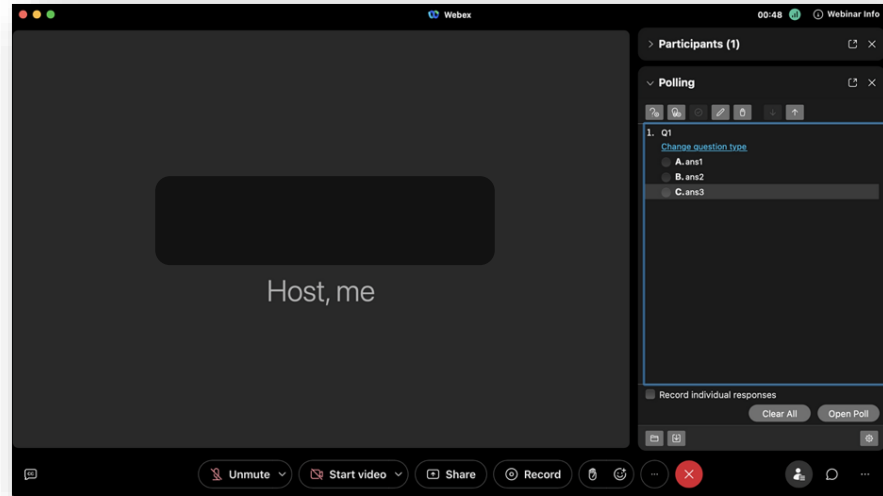
42.2

Available at GA

Webex Webinars – not for webcast view for attendees option

Starting in February, attendees can now use polling in webinars. This helps the audience freely participate in voting activities.

Note: If you don't have Slido for polling, you can use this functionality to engage with participants



Support for Meetings RESTful APIs

FedRAMP



42.2

Available at GA

Webex for Government supports the following API's:

- Meetings
- Meeting Preferences
- Meeting Attendees
- Participants
- Recordings

Users joining external meetings now on Webex for Government

Join policy: Administrators can now turn on a setting for their organization which prevents all their company users from joining any external meetings. This setting also provides capability for you to add sites to the "approved site" list there by controlling which sites your company users can join or be blocked.

Meetings setting: Administrators – You can now restrict your company users to use certain “in-meeting” features, that go against your company policies when joining meetings outside of your organization.

The following features can be blocked for your users in this release: **File transfer, screen share +Annotation, Chat, Q&A & polling.**

You can add your own approved site list where you want these restrictions not to take effect. This setting can be configured using the Control Hub site administration page. If turned on for your company, this policy is applied to all users in your organization joining from mobile, desktop, and browser using your company's verified domain email address to join meetings.

- Currently this setting is applicable to ALL users in the organization and anyone using your company's claimed domain email address to join meetings.
- The join policy setting is applicable for Webex Meetings only

External Webex Meetings

The settings apply to the users whose email addresses are in your organization's claimed domains.

[Learn more](#)

Apply this setting to guest users ⓘ

Enable external meetings

When enabled, users in your organization would be able to join external meetings.



Collaboration features

When enabled, users in your organization would be able to access collaboration features when joining external meetings.



Chat



File transfer



Screen share and Annotation



Q&A



Polling

External Webex Meetings

The settings apply to the users whose email addresses are in your organization's claimed domains.

[Learn more](#)

Apply this setting to guest users ⓘ

Enable external meetings

When enabled, users in your organization would be able to join external meetings.



Collaboration features

When enabled, users in your organization would be able to access collaboration features when joining external meetings.



Chat



File transfer



Screen share and Annotation



Q&A



Polling

Approved sites

External meetings and collaboration restrictions will not apply to the sites listed below.

test.webex.com

Add

Closed Captioning to all FedRAMP customers

GA Enablement Friday 28th of February

Webex Meetings API

M	E	FedRAMP	VDI
✓	✓	✓	

42.2
Available at GA

Meetings RestAPI enhancements

Meetings API are use for Webinars as well

Recording API enhancements

- Get recording by name
- List recordings filter by recording format type
- List recording by service type

Webex restful API supports to approve and reject registration for Meetings and Events

Webex Meetings VDI

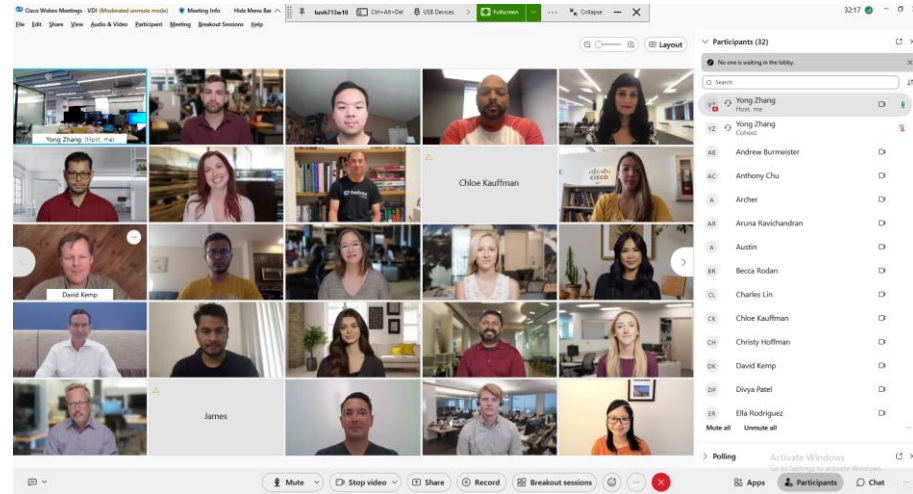
VDI: 5x5 Grid View for Meetings

Previously,

- VDI optimized meeting only support 3*3 grid view
- Mac VDI plugin has supported 5*5 grid view by default

Meetings VDI is able to extend the maximum video ports from 3x5 to 5x5 in grid view mode.

- Your administrator controls the maximum video ports from Webex Control Hub



To enable the feature, please add the following registry key and value to HVD registry (not thin client):

Registry path : *Computer\HKEY_LOCAL_MACHINE\SOFTWARE\Policies\CiscoWebex*

Key Name: *WebexVDIUnlimitVideoPortPolicy*

Type: *DWORD*

Value: *1*

Webex Mobile App

Mobility: Program Milestones

These dates, and features shown, are still subject to change.



Milestone	Android	iOS
Submit to Store	Feb. 7*, 2022	Feb. 7, 2022**

***Android** apps typically appear in the store within a few days of the submit date.

* * **Apple** takes longer to approve apps, so we cannot provide a specific date/estimate.



Android 42.2



- Support WebApp attendee annotation
- Anonymize Meeting Attendee Display Names
- Support edit avatar and display name via Control Hub admin configuration

iOS: 42.2



- Anonymize Meeting Attendee Display Names
- Background PIP mode on iPads
- Blocking Users Changes FN, LN and Avatar
- Limit the CC box height to avoid too much overlap on the video
- Support Audio dump

Android: What's New in 42.2

Features and Enhancements

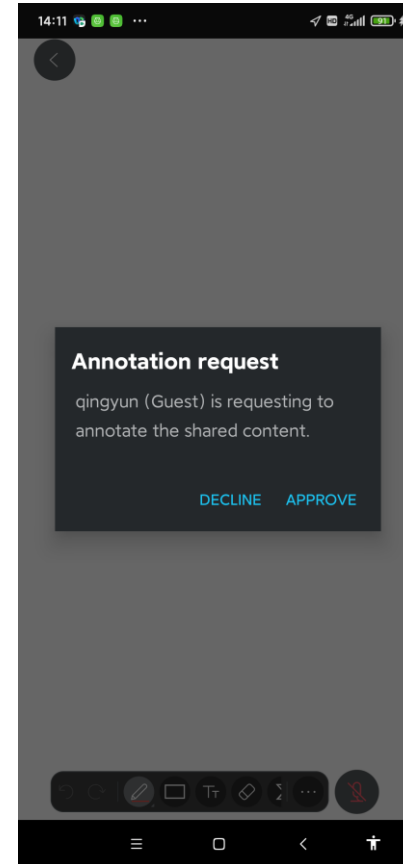


- Support WebApp attendee annotation
- Anonymize Meeting Attendee Display Names
- Support edit avatar and display name via Control Hub admin configuration
- Support Audio dump

M	E	FedRAMP	VDI
✓	✓	✓	

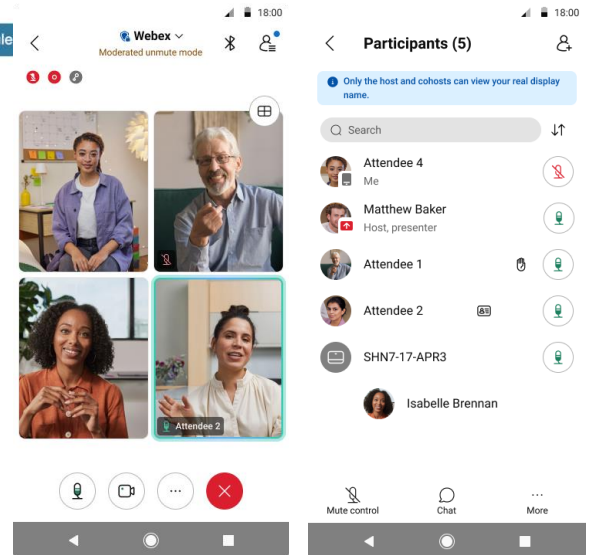
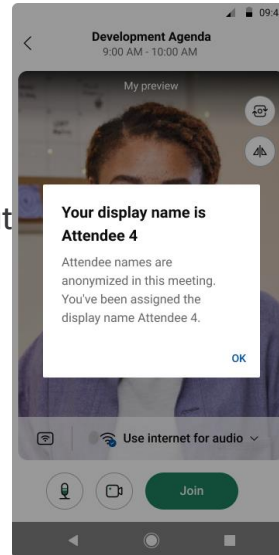
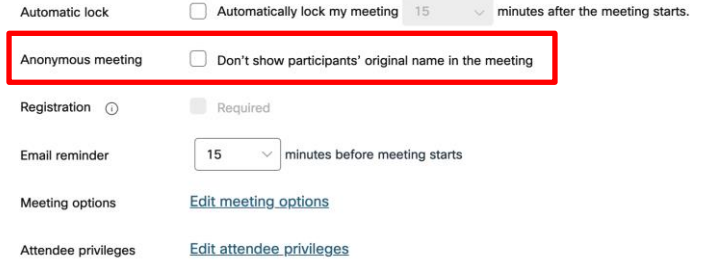
Support web app Attendee Annotation

- When android users presenting content, allow the annotation request from web app attendee.
- web app attendee can do annotation on android users sharing content.



Anonymize Meeting Attendee Display Names

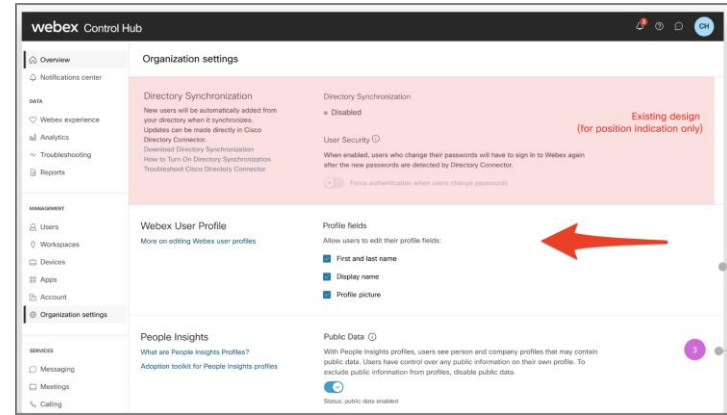
- Only supported in Meetings
- As a host, users have an option in the scheduler to anonymize participant display names.
- When the host enables "Don't show participants' original name in the meeting" in the scheduler, participants will be assigned a generic display name. Example: "Attendee 1", "Attendee 2", "Attendee 3".
- The meeting host's and cohost's names will not be anonymized. So participants are able to see the host's and cohost's names, but will not be able to see the real name of any of the other participants.
- These anonymous display names will be used throughout the participant list, chat, active speaker video, etc.
- Host/cohost will be able to see the real names of the meeting participants.



Note: Devices will not be anonymized.

Support Editing Avatar and Display Name via Control Hub Admin Configuration

- Prevent users from changing first name, last name, display name and avatar according to org configuration on Control Hub.



< Display name Save

First name
Yuanyang

Last name
Li

Display name
Yuanyang Li

Toggle
on



< Display name Save

First name
Yuanyang

Last name
Li

Display name
Yuanyang Li

Toggle
off

Android Distribution

- Google Play Store
- Amazon App Store
- Samsung Galaxy Store
- Ali PP Assistant
- HuaWei Store
- XiaoMi Store
- Vivo Store
- Facebook Portal App Store
- SDLC App Catalog



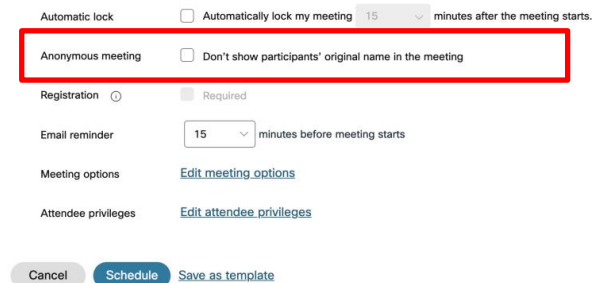


iOS: What's New in 42.2 Features and Enhancements

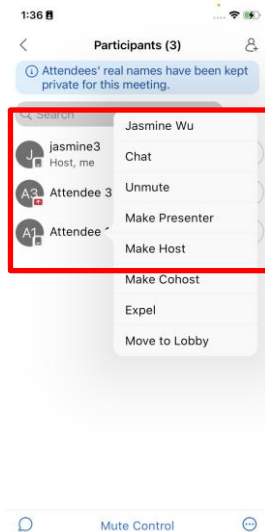
- Anonymize Meeting Attendee Display Names
- Background PIP mode on iPads
- Blocking Users Changes FN, LN and Avatar
- Limit the CC box height to avoid too much overlap on the video

Anonymize Meeting Attendee Display Names

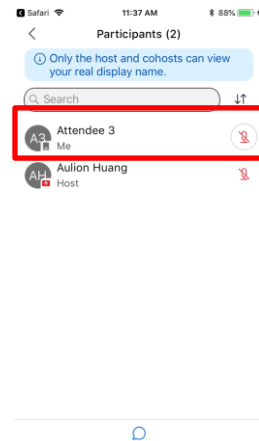
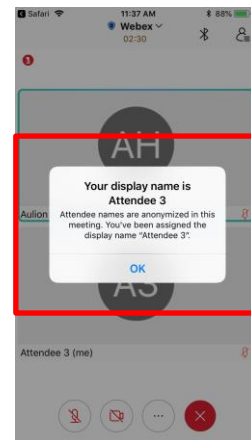
- Only supported in Meetings
- As a host, users have an option in the scheduler to anonymize participant display names.
- When the host enables "Don't show participants' original name in the meeting" in the scheduler, participants will be assigned a generic display name. Example: "Attendee 1", "Attendee 2", "Attendee 3".
- The meeting host's and cohost's names will not be anonymized. So participants are able to see the host's and cohost's names, but will not be able to see the real name of any of the other participants.
- These anonymous display names will be used throughout the participant list, chat, active speaker video, etc.
- Host/cohost can hover over or tap an anonymized name to see the real names of a meeting participants .



Host



Attendee

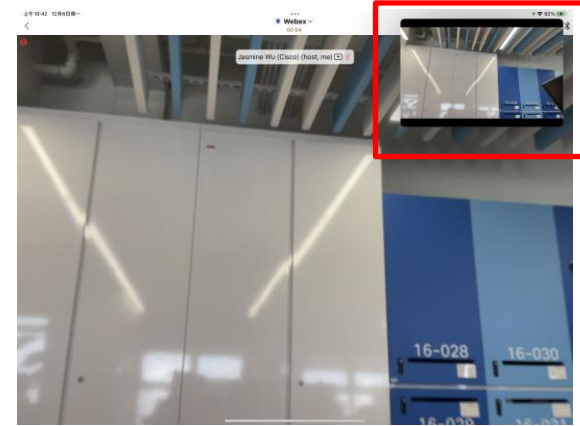
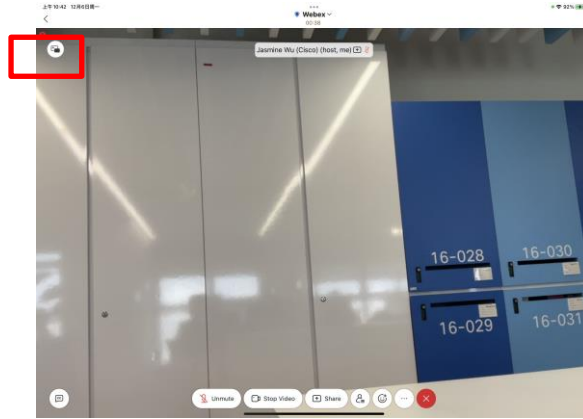


Note: Devices will not be anonymized.

M	E	FedRAMP	VDI
✓	✓	✓	

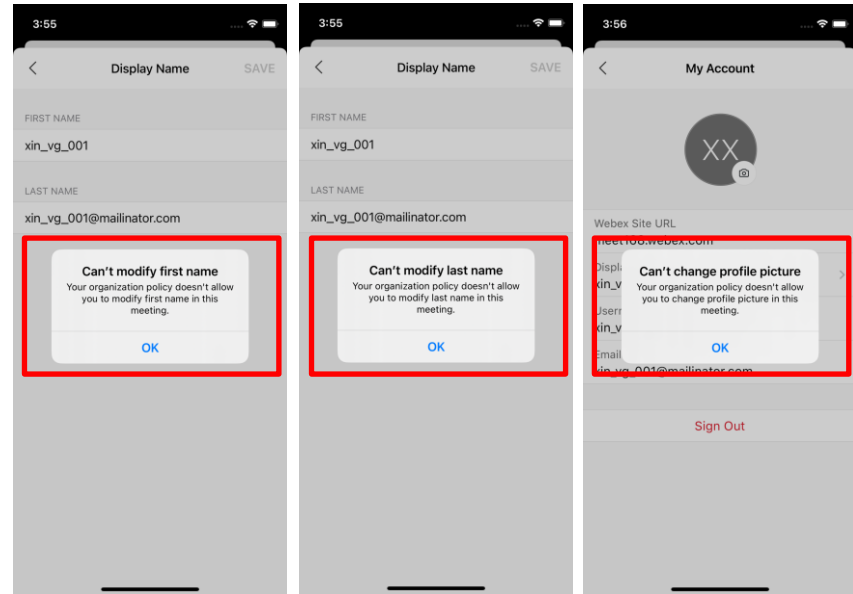
Background PIP Mode on iPads

- iPad users can minimize the active speaker's video into PIP mode while the app is in background.
- Double click/tap the window to zoom in/out.
- The active speaker video will pause when the bluetooth connection is lost (system behavior), user need tap ▶ button to resume the video.



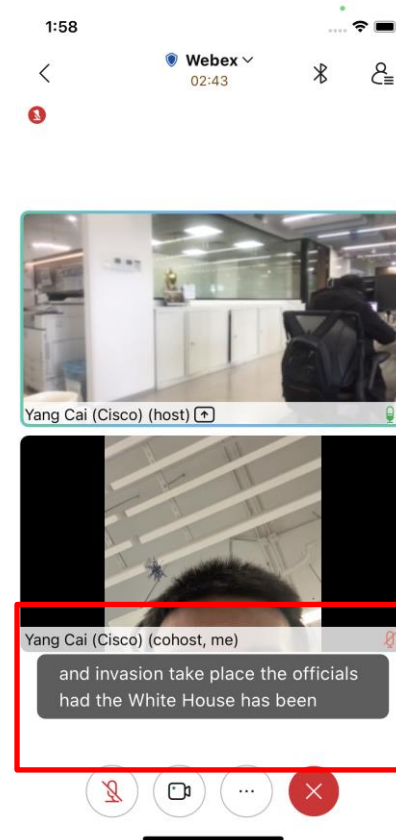
Blocking User Changes to First Names, Last Names and Avatars

- Prevent users from changing first name, last name and avatar according to org configuration on Control Hub.



Limit the Closed Caption Box Height to Avoid Video Overlap

- Allow at most 2-line of contents in the Closed Caption box to avoid overlap too much on the video.



Webex App Messaging

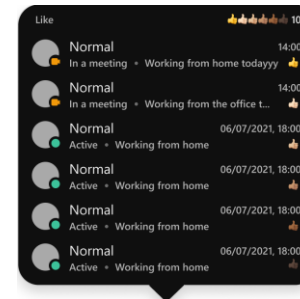
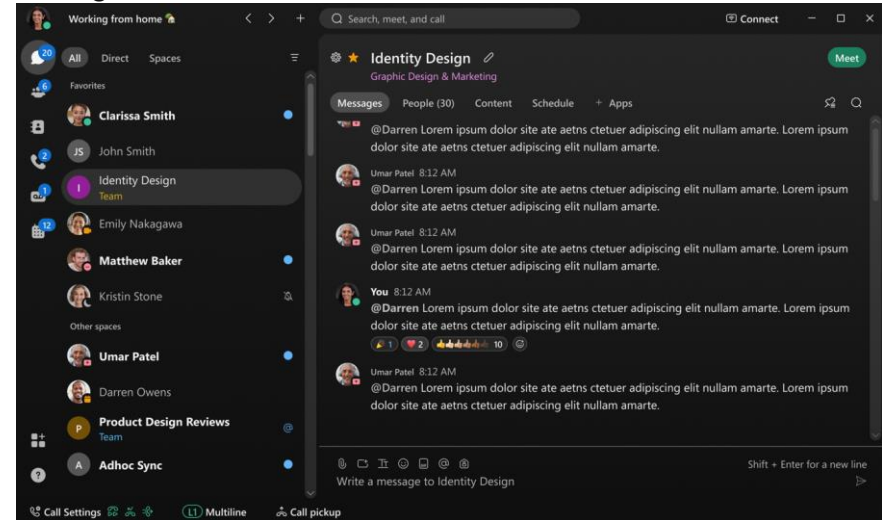
M	E	FedRAMP	VDI
✓	✓	✓	✓

42.2
Available at GA

Expanding Reactions to Including skintones

Change the default skin tone for your message reactions in Webex in settings/preferences. Choose from six different options. See other peoples' selections as they react to messages.

- Select a skintone clour in app Settings/preferences - new option in appearance tab
- When selected, that skintone colour will then show across all my clients in reaction options on a message
- My selected skintone colour should be the same in all my devices & webex meetings
- When I react to something in the message area, I will see my selected skin tone added to the reaction count on that message
- If I hover over the reaction count of a message, I will see all the different skin tone reactions made on that message
- For each user who reacted, I will also see what their selected skintone reaction was when they added that reaction
- I expect that all my previous reactions on messages, before I updated the skintone for my reactions, will be in the original default yellow colour
- Dialog pop up when you first go to add a reaction after this update - inform about skintone reactions that links you to appearance settings



Indicate end users of results of the Scanned files

M	E	FedRAMP	VDI
✓	✓	✓	✓

42.2

Available at GA

The Purpose of this feature is to infuse trust with end users on the matter of security & privacy to make them feel secure and their conversation private.

- With Extended Security Pack, admins can choose to enable anti-malware scanning for files uploaded in Webex. Webex anti-malware capabilities are powered by Cisco Talos ClamAV.
- When people upload files in Webex, the files are scanned for malware and :
 - 1) In case of good files: End users are not indicated that the file about the scan results if the file is good file. The end user is not aware about the antimalware scan results unless it is a bad file the file.
 - 2) In case of bad files: people won't be able to download or preview the file. When files are first uploaded, they are automatically quarantined for evaluation and users can't download or preview the file during the evaluation period. We can enhance the end user experience for malicious files detection by providing more information to the end user.



Collaboration
Technical Marketing

Webex Devices

December RoomOS Tol

Contents

01 Introduction

02 Recap on RoomOS January

03 Features being announced

01 Introduction

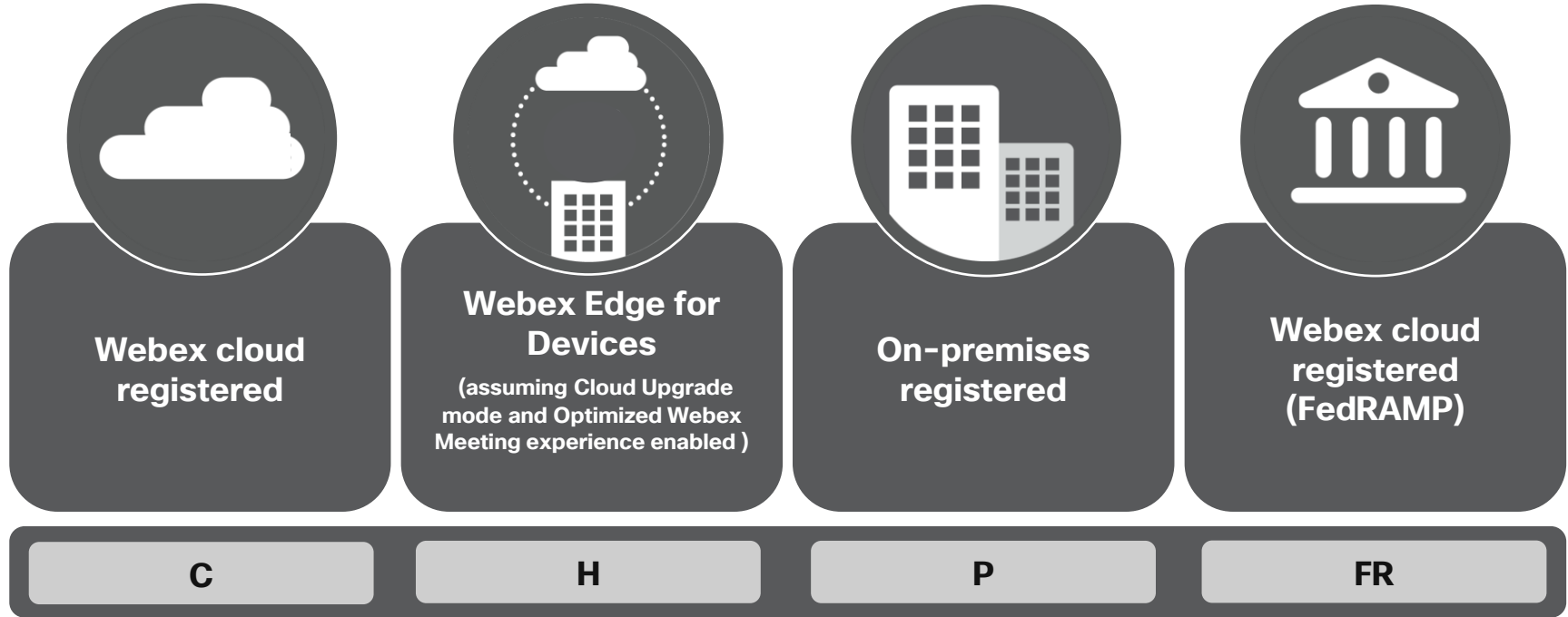
Software Versions - RoomOS February

On-premises registration. Webex Edge for Devices <u>without</u> Cloud Upgrade Mode enabled		Webex Edge for Devices linked devices <u>with</u> Cloud Upgrade Mode enabled		Cloud Registration	
DX, MX, SX	Room Series Board Series * Desk Series *	DX, MX, SX	Room Series Board Series Desk Series	DX, MX, SX	Room Series Board Series Desk Series
CE9.15.8.12	CE9.15.3.25 RoomOS 10.8.3.1	CE9.15.10.6	RoomOS10.11.2.x	RoomOS 9.15.10.6	RoomOS10.11.2.x

- CE 9.15.3.25 released Dec 18th, 2022
- RoomOS 10.8.3.1 released Dec 14th/ 2022
- CE 9.15.10.6/RoomOS 9.15.10.6 released January 11th, 2022
- RoomOS 10.11.1.1 released January 11th, 2022

* Board Pro, Desk Hub, and Desk Mini will require 10.11.2.x

Availability Key



02 Recap RoomOS January

Released in RoomOS January

- RoomOS 11 was Released (January 11th)
- Optimize for My Voice
- Unfortunately delayed
 - Panorama Registration to Webex Cloud



03 New Features RoomOS February

RoomOS February

- Pairing via USB-C
- Closed Captioning and Real-time translation
- Persistent Web Apps on Room Navigator
- ECM Storage for Whiteboards Outside of Webex – One Drive
- Control Hub – Device Macro Provisioning
- Control Hub – Display xStatus Values

- Panorama on Webex (originally from January)



Pairing via USB-C

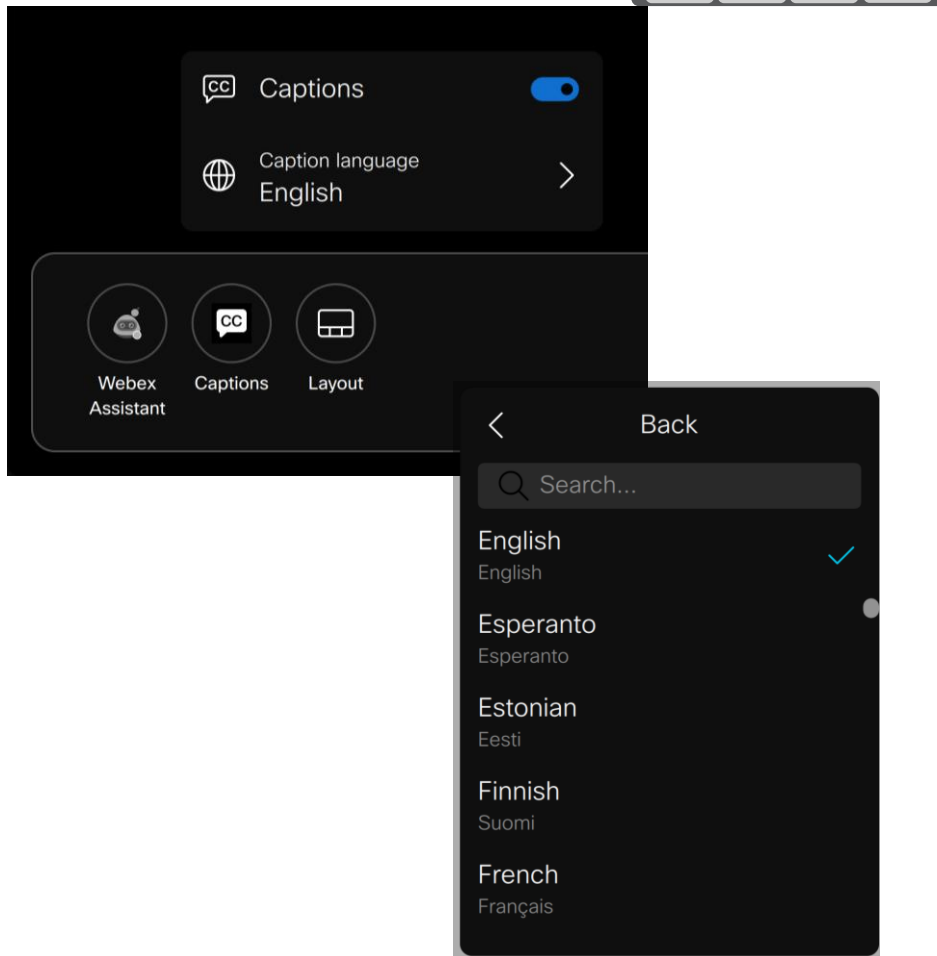
(Not Host-Deskling)

- Available on the entire Desk Series
 - Desk Pro, Desk LE, Desk, Desk Mini, and Desk Hub
 - Considering other devices
- Reduce ultrasound noise in open environments
 - If users are already connecting to the device with a wire, no need for ultrasound
- Supported on Webex-registered devices only
 - Cloud connectivity required to fetch tokens
- USB-C (Device-side) to USB-A (PC-side) supported
 - No support for USB-A device-side connections



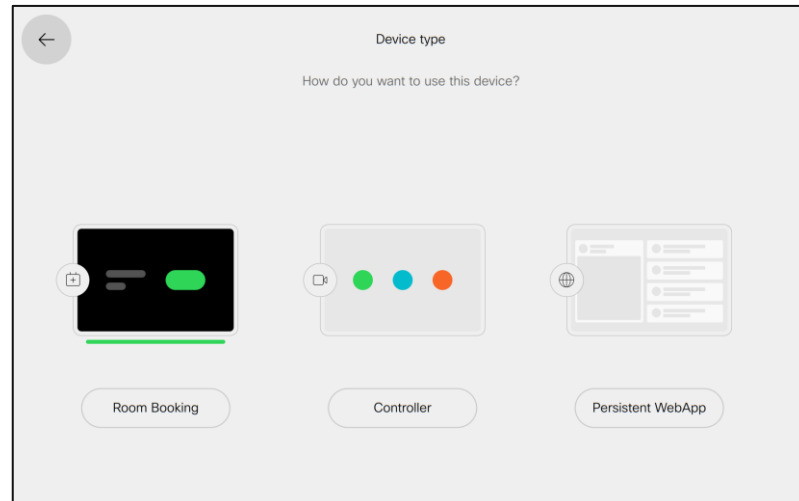
Closed Captioning and Real-time Translation

- Help meet accessibility requirements for devices
- Support for current portfolio (RoomOS 11)
 - Webex-registered devices only
 - Requires Webex Assistant subscription
 - Host or cohost enabled Webex Assistant in the meeting
 - Enabled per user on their device
- Enabling Closed Captioning limits grid size to 3x3
- Support for all Webex languages
 - [https://help.webex.com/en-US/article/7dzhht/Real-time-translation-in-Webex-Meetings-and-Webex-Events-\(new\)](https://help.webex.com/en-US/article/7dzhht/Real-time-translation-in-Webex-Meetings-and-Webex-Events-(new))



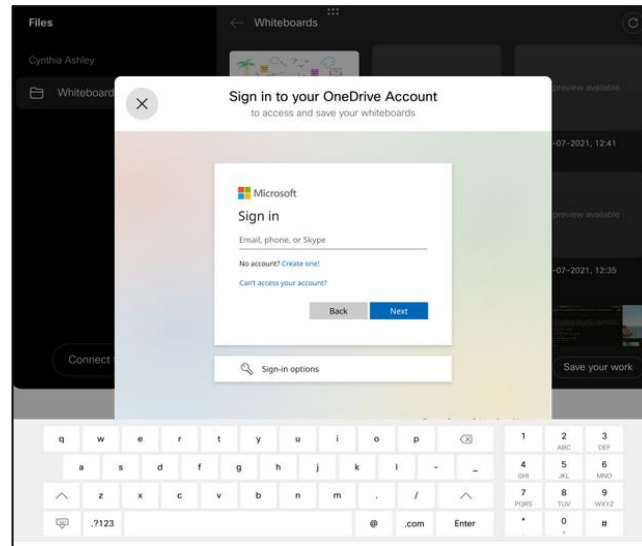
Persistent WebApps on Room Navigator

- Provide a full screen web view to deploy apps to Webex Room Navigators
 - Replace the native RoomOS UI with a WebApp
 - I.E. Appspace, DNA Spaces, other booking tools
 - Provisioned through Control Hub
 - Allows for control of the LED on wall-mounted units
- Adds flexibility for customers to keep or enhance their existing space management and/or signage solutions
 - Added value from Webex Room Navigator
- Only supported on remotely/IP-paired Navigators
 - No support from behind codec/device



ECM Storage for Whiteboards Outside of Webex – One Drive

- Whiteboards can now be saved to One Drive
- Login with your One Drive credentials on the device
- Open existing whiteboards in your One Drive
- Import local whiteboards into One Drive for sharing
- PDF whiteboards can also be opened again and edited as whiteboards
- Other ECMs are on the roadmap



Control Hub Device Macro Provisioning

- Supports provisioning macros per device in CH
 - Does not support bulk provisioning
- Upload macros from CH to deploy to Webex devices
- Disable or enable macro runtime on a device

Macros Beta

Control Hub management and provisioning of macros.

Allow Control Hub to manage macros

Upload existing macros from devices in your organization to Control Hub, so they can be managed from the cloud.

If enabled, all Room, Board and Desk series devices will upload their macros to Control Hub. Control Hub administrators may then edit macro source code, download local copies, and upload them to other devices.

Control Hub macro management is a beta feature, and might change substantially in the future.

Device Macros

Macros are snippets of JavaScript code that run on the video device, customizing its behavior. See the [Macro Scripting Tutorial](#) for further information. The full Macro Editor can be found in the device web portal: [Launch web portal](#)

Q Search 0 macros | Runtime Off

Name	Status
------	--------

Acti Start Runtime Stop Runtime + Add Macro

Control Hub

Display xStatus Values

- Webex-registered devices will provide their xStatus to Control Hub
- Allows for troubleshooting or just getting more detailed information
- List or search/filter

Statuses

The following xAPI statuses are available for the selected device

Audio	Audio
Bookings	
Cameras	Audio Devices Bluetooth ActiveProfile ↗ None
Capabilities	Audio Devices HandsetUSB ConnectionStatus ↗ NotConnected
Conference	
Network	Audio Devices HandsetUSB Cradle ↗ OnHook
NetworkServices	
Peripherals	Audio Devices HeadsetUSB ConnectionStatus ↗ NotConnected
Provisioning	
Proximity	Audio Devices HeadsetUSB Description ↗ -
RoomAnalytics	Audio Devices HeadsetUSB Manufacturer ↗ -



webex
by **CISCO**

Support Resources

Please bookmark these sites and share them with others.

- Webex Help Page: <https://help.webex.com>
- WBS 42 Release Notes: <https://help.webex.com/n0mq1ae>
 - Contains links to what's new, bug fixes, known issues, and SO MUCH more!
- Real-Time Status Page: <https://status.webex.com>
- Support Utilities: <https://webexsupport.com>
- Service calendar: <https://status.webex.com/maintenance>



