

Product: Webex Support, Webex Training, Webex Site Adminis... Operating System: Android, Windows Desktop, Mac, iOS, Web Browser

Release: WBS39, WBS40, WBS41 For: Partner, Customer, User, Administrator

Subscribe

---

September 16, 2022 | 914304 view(s) | 319365 people thought this was helpful

# What's new for the latest channel of Webex Meetings

See what's new for the latest channel of the Cisco Webex Meetings Suite. Features and announcements are listed in the order of monthly updates.

If you subscribe to Webex from your Service Provider, Webex Webinar and Webex Events (classic) is not available. All of the other Webex Meetings features listed here are supported unless otherwise stated.

For more information on the current slow channel releases, see the [What's new for the slow channel of Webex Meetings](#).

See the [Feature summary for the Webex Meetings Suite \(WBS41\)](#) for a list of new features by the update number.

See the [Feature summary for the Webex Meetings Suite \(42.x\)](#) for a list of new features by the update number.

See the [Open and resolved bugs for the latest Webex Meetings releases](#) for a list of the open and resolved bugs in the latest releases.

[Coming Soon](#)

---

## Coming in October 2022 (42.10)

### Announcements

The 42.10 update has important announcements, which you can review in the [Announcements for the Cisco Webex Meetings Suite](#).

### Highlighted features for this update

- **Enhanced meeting security with Auto Admit**


We are excited to introduce Auto Admit that is designed to make your life easier as a meeting host while increasing the security of your meeting.

This new default behavior allows invitees who are signed into Webex to join a scheduled meeting directly without having to wait in the lobby. No more admitting people in the lobby when they were supposed to be in the meeting anyways.

No passwords or PIN numbers required. Even Webex Room systems that you add to your meeting invite can join the meeting directly.

Remind your invitees to sign into Webex to be able to take advantage of this amazing new usability improvement.

For users who aren't signed into Webex and those that aren't on the invite, they continue to wait in the lobby until you or a cohost admits them.


 This feature is available on a delayed release cycle. Check [status.webex.com/maintenance](https://status.webex.com/maintenance) to see when it's available on your site.

- **New Webex whiteboard (Beta)**

In case you missed the update that came in 42.9, the new Webex whiteboard is an infinite canvas where you can collaborate together with any meeting participants whether they are using Webex Meetings app, Webex App, or Webex devices.

There are several handy tools such as pen, shapes, sticky notes, and images. When collaborating with others, you can see their profile pictures moving along with their pen strokes.

To start a new whiteboard, click the "... " menu button and click **Start New Whiteboard**. Or if other participants start a whiteboard session, you can automatically join that session.

 This feature is on an independent release schedule. Check [status.webex.com/maintenance](https://status.webex.com/maintenance) to see when it's available on your site.

- **Share mobile camera view as content**

We're introducing an industry first ability to share the camera view from your mobile device or iOS and Android users. During a Webex Meeting, mobile app users can start sharing their mobile camera view with all the meeting participants. Meeting participants can view shared mobile camera content in full screen mode on their computers, devices, and phones.

To use this feature, select **Start** or **Join** a meeting, then ... **more** > **Share Content** > **Camera** icon.

Capabilities while sharing mobile camera:

- Zoom in or zoom out when sharing mobile camera and attendees see the updated view.
  - Annotate with shared mobile camera content.
  - User can share either front camera or back camera.
  - If you've turned on self-video on your meetings mobile app, it is turned off when sharing mobile camera as content.
- **Support M2 chipset on Mac**

Webex Meetings is now fully supported on Mac operating system with M2 chipset.

- **Lobby chime in Meetings**

To help hosts and cohosts manage attendees in a meeting we have added sound notifications for when a person joins the lobby. In addition to the current visual notification, hosts and cohosts can now turn on an audio notification. This option is found in **Meeting Setting** -> **Notifications**. People can choose which sound they hear. Sound is only audible for hosts or cohosts. If multiple people join lobby at same time only one sound plays. After 10 seconds then sound plays again if a new person joins the lobby.

## Pre-meeting experience

### Enhanced meeting security with Auto Admit

We are excited to introduce Auto Admit that is designed to make your life easier as a meeting host while increasing the security of your meeting.

For more information, see the highlighted features for this update.

### Host can grant access to the meeting reports to their administrators

This feature empowers the scheduling delegates, typically the executive administrators, to access the meeting reports on behalf their executives. This removes the burden from executives of downloading the reports and manual sending them to their administrators. Any user can grant access to their scheduling delegates to the meeting reports in the scheduling preferences.

### Support M2 chipset on Mac


Webex Meetings is now fully supported on Mac operating system with M2 chipset.

## In-meeting experience

## New Webex whiteboard (Beta)

The new Webex whiteboard is an infinite canvas where you can collaborate together with any meeting participants whether they are using Webex Meetings app, Webex App, or Webex devices.

For more information, see the highlighted features for this update.

-  This feature is available on a delayed release cycle. Check [status.webex.com/maintenance](https://status.webex.com/maintenance) to see when it's available on your site.

## Simultaneous interpretation original (floor) audio pass through

When interpreters aren't speaking in a language channel, participants subscribed to that channel automatically hear 100% original (floor) audio. Once an interpreter speaks in the channel, the user hears the volume balance of an interpreter or the original audio according to what has been set (by default, it is 80% interpreter, 20% original audio, but the user can change it according to their preference). This feature does not change the user interface.

## Embedded apps third-party SSO support

When you select an app in the App Gallery, you can view the App Info along with the app descriptions, screenshots, and videos that app developers have provided for their app. You can also select **Don't show me this page again** if you don't want to view app information.

## Lobby chime in Meetings

To help hosts and cohosts manage attendees in a meeting we have added sound notifications for when a user joins the lobby.

For more information, see the highlighted features for this update.

## Self-view

Fixed an issue where self-view was being removed in the grid-view or filmstrip when turning off video.

## PWA for Chrome OS: meeting calendar

You can now access your upcoming meetings directly in the Meetings Progressive Web App (PWA) for Chrome operating system. Browse meetings by date and click to view meeting details. When it's time to join, the **Join** button is displayed automatically.

## Webinar experience

### Email template improvement

In this update, webinar supports three new email templates:


- Webinar invitation emails for panelists
- Cancellation emails for panelists who are removed in the webinar
- Absentee follow up emails for people who registered for but didn't join the webinar

Certain email templates are optional, and hosts can decide if they want them to be sent out.

There is also improved support for variables in the email templates, making customization easier for the host.

Also, there's improved support for variables in the email templates, which makes the customization easier on the host.

Support to customize logos for all the email templates.

 This feature is available on a delayed release cycle. Check [status.webex.com/maintenance](https://status.webex.com/maintenance) to see when it's available on your site.

## Slido experience

### Drag and drop polls in Webex

You can now [drag and drop](#) polls and change their order directly in the Webex sidebar.

### Multiple answers in open text by default

Have you ever been approaching administrators to allow multiple answers in open text poll? Not only you, but we've also heard it as feedback from our users and experienced it on our own.

More than 50% of our used open text polls have enabled multiple answers in poll settings. So, it means, on more than 50% of open text polls our users had to do one additional click.

In future in all applications you have this poll setting that is enabled by default.


### Typing indicator in a survey and ranking poll

You can now see an indicator depicting the number of participants responding.

## Post-meeting experience

### Breakout session attendee report

Breakout session attendance report is added to the meeting attendee report. This includes breakout session names along with the attendee join and leave time.

 This feature is available on a delayed release cycle. Check [status.webex.com/maintenance](https://status.webex.com/maintenance) to see when it's available on your site.

### Attendance report now sortable on web (Apple)

This report was previously static and not sortable. Now it is sortable by last name directly in the browser without having to download it.

## Webex Meetings for Android and iOS

### Share the mobile camera view as content

We're introducing an industry first ability to share the camera view from your mobile device or iOS and Android users.

For more information, see the highlighted features for this update.

## Webex Meetings for iOS

### Webex Meetings to support Apple Continuity Camera

Apple Continuity Camera lets you replace Mac's built-in web camera using the iPhone camera. You can use the rear-facing, wide-angle camera of an iPhone to support high-quality photo and video capture in Webex Meetings. It also enables the Mac Desk View app, which works like an overhead camera setup to show the desk area in front of the Mac without any additional equipment.

Requirements for Apple Continuity Camera feature:

- Needs iOS 16 beta (or later) and MacOS Ventura beta (or later).
- Wi-Fi and Bluetooth are on for both your Mac and iPhone.
- Mac and iPhone are signed in with the same Apple ID and using 2FA.

## Administration experience

### New look for site administration management

We're changing the look and feel of your meeting site management pages in Control Hub. We're making your experience of managing your site consistent with how you manage other services in Control Hub.

The current site management pages use IFrames to pull the site management settings from Webex Site Administration into Control Hub. This interface refresh removes the IFrames and ports most of the site management settings on Control Hub pages. Meanwhile, all administrative activities are audited in Control Hub audit log. We provide a capability for the customers to revert to the old site administration tool in that time, and the administrator can also switch to a new site administration experience. (In this phase, we completed the relevant functions relating to Webex Meetings and Webinar meetings.) For more information, see [New look for site management](#).

### Update SSO auto-account creation in Site conversion tool

Site administrator sites with auto account creation can now be updated from [Site administration to Control Hub](#).

Administrators should [configure their Control Hub ORG with Auto account creation and auto license templates](#) before updating their site to Control Hub to avoid loss of functionality.

### Ability to disable broadcast message

Administrators can disable Broadcast Message using Control Hub templates for Meetings and Webinars. The controls to disable this feature are available at the user or group or org level.

When the administrator has this disabled for the user, then the user as an attendee to a webinar or meeting can't receive broadcast messages. For a user that has the broadcast message turned OFF, they aren't able to use this feature in the meeting and appropriate client message is provided to them. If the user is a host, then the entire meeting doesn't have the broadcast message capability.

---


## What's New

---

### Available in September 2022 (42.9.5)

#### Administrators can update SSO certification in Site Administration

For security reasons, the SSO (Single Sign-On) configuration is expired after a period (the first expiry date is in Nov 2022). Before the expiry date, administrators must update the certification file on the corresponding IDP. If not, it impacts their users' authentication with Webex. In site administration, the administrators can select the new certification, download, and then update to IDP.

-  This new feature only affects the sites which are still managed in site administration. Along with this announcement, we are gradually enabling the features for everyone.

For more information, see [Manage Single Sign-On integration in Webex Administration](#).

### Coming in September 2022 (42.9)

#### Announcements

The 42.9 update has important announcements, which you can review in the [Announcements for the Cisco Webex Meetings Suite](#).


#### Highlighted features for this update

- **Chapters in the recording video**

If you are using Webex Meetings and Webinars you can now add chapters to a recording and share them with others. This makes it faster and easier to view recordings that are longer in duration.

Hosts can indicate the starting timestamp of a chapter along with its title and then delete them. You can enable MP4 recording and Webex Events (classic).

You can view all the chapters in the recording playback bar and chapter panel.

-  This feature is available on a delayed release cycle. Check [status.webex.com/maintenance](https://status.webex.com/maintenance) to see when it's available on your site.

- **Webex Meetings: Day 0 support for Android 13, iOS 16, iPadOS 16 and Apple watchOS 9**
- **Track where your webinar attendees are coming from**