



Collaboration
Technical Marketing

What's New in Webex Meetings & Devices

Release 42.7

Cisco Collaboration Cloud

June 2022



Cisco Safe Harbor Statement

This presentation contains “forward-looking” statements that involve risks, uncertainties and assumptions. If the risks or uncertainties ever materialize or the assumptions prove incorrect, our results may differ materially from those expressed or implied by such forward-looking statements. All statements other than statements of historical fact could be deemed forward-looking, including, but not limited to, any projections of financial information; any statements about historical results that may suggest trends for our business; any statements of the plans, strategies, and objectives of management for future operations; any statements of expectation or belief regarding future events, technology developments, or enforceability of our intellectual property rights; and any statements of assumptions underlying any of the foregoing.

These statements are based on estimates and information available to us at the time of this presentation and are not guarantees of future performance. Actual results could differ materially from our current expectations as a result of many factors, including but not limited to: the unpredictable nature of our rapidly evolving market and quarterly fluctuations in our business; the effects of competition; and any adverse changes in our indirect channel relationships. These and other risks and uncertainties associated with our business are described in the company’s annual report on Form 10-K. The forward-looking statements in this presentation are made as of the date of the initial publication of this presentation, and we disclaim any obligation to update these statements at any time in the future.

Milestones

Milestones: Webex Release 42.7

These dates, and features shown, are still subject to change.



Limited
Availability
Deployment

Jun. 15,
2022

General
Availability
Start Date

Jul. 5,
2022

General
Availability
End Date

Jul. 19,
2022

Snapshot

Webex Meetings Suite Feature Snapshot: 42.7 Update

Meetings/Webinar Experience



Webinars

- Background Music and Custom Text for Practice Session
- Optional Numeric Password for Webinar Dial-in Users

In-Meeting:

- Web App/PWA: Background Noise Removal Support
- Web App/PWA: Share 4K Content
- Web App/PWA: Improve Quality when TCP/UDP Media Ports are Blocked
- Move Audio & Video Statistics to Meeting Settings
- Improve Embedded Apps Discovery
- Share, Mute and Unmute Directly from Task Bar in Win11
- Select Multiple Apps for Content Share

Slido Update:

- Anyone Can Launch Slido in Webex Meetings
- Slido US Data Center Available for Customers

Video Device and Media Enhancement:

- Immersive Share Support for Additional Devices
- Remotely Control Interpretation on Device (Mac)
- Dedicated Network Origination Media Port Ranges

Post Meeting:

- Single Email Notification for All Meeting Content
- Attendance Report Include Email Address


Administration:

- Control Hub Audit Log Include Site Admin Activities
- Ability to Allow/Disallow VoIP Usage in Control Hub
- Assign Meeting Site Account to External Users
- Self Signup Meeting Site Host Account Support

Webex Meetings VDI:

- Meetings VDI Plugin Release Cycle Changes

Mobile app



Android

- Virtual Background Support with MP4 Animation
- Facebook Portal Sign-in Using QR Code and 6-digits PIN

iOS

- iOS Car Play Support

Webex App & Devices Snapshot: 42.6 Update

Webex App

General Update

- Default Landing Screen for Mobile

Messaging

- None

Calling

- Borderless CTI

Devices

RoomOS July

- Support 4K Content into Webex Meetings
- Reactions (Phase III)
- Hot Desk Pairing via QR Code
- Frames
- Support for Webex Room Bar
- People Presence on Devices
- HDMI to USB Hub for Camera and Microphone Passthrough

Announcements

MP4 Recording File Format Update

In 42.7, cloud recordings will use the latest version of MP4 media file format.

- Enhance the recording experience and save storage space
- Updated format is compatible with all major media players
- See table below for file format comparison before and after:

	Previous Format	Latest Format
MIME	Video/MP4	
Codecs	avc1.640033,mp4a.40.2	
Brands (major/compatible)	isom/isom,iso2,avc1,mp41	iso6/iso6,dsms,msix,dash
Profiles	isom,iso2,avc1,mp41	iso6,dsms,msix,dash
Fragmented	No	Yes

Deprecation of Creating New Site Admin (SA) Managed Sites

Today, paid subscription customers have 2 options to provision a new site – SA or Control Hub managed site

As part of ongoing initiative to manage all Webex sites from Control Hub, Cisco will deprecate the option to provision new site as SA managed site

Exact date for deprecation will be announced

Webex Webinars

Background Music and Custom Text Support For Practice Session (PS) in Webinar (not Webcast)

M	W	FedRAMP	VDI
X	✓	✓	
42.7			
Custom Schedule			

Attendee view during practice session

You can customize the view that attendees will see when a practice session is in progress or replace the default view with an image. You can only customize this view before the webinar starts.

Save

In 42.7, hosts can use the built-in background images (in addition to uploading your own) to customize the attendee view in practice sessions

Additional customization options:

Text Message

- Customize message
- Specify message location (center or top)

Background Music

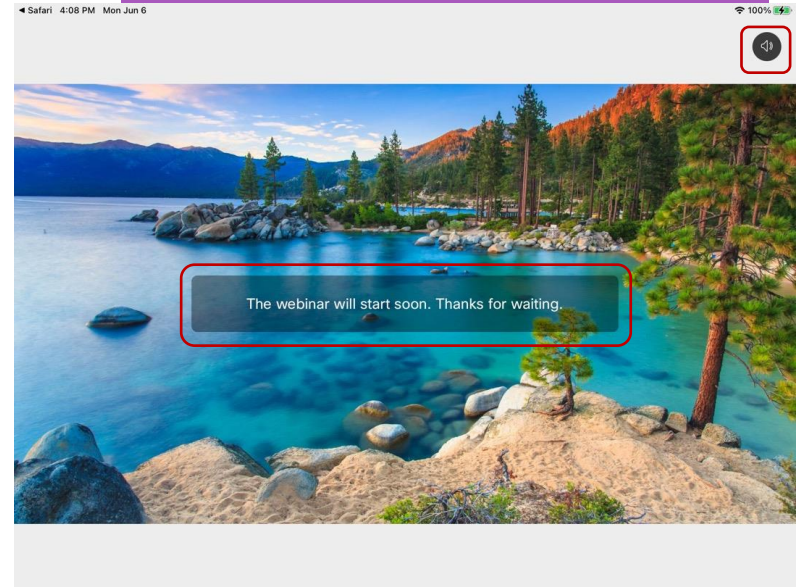
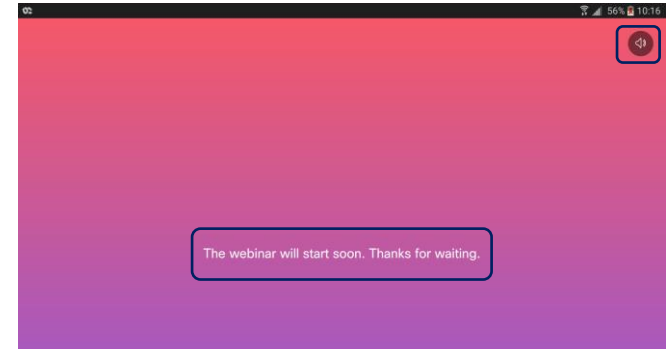
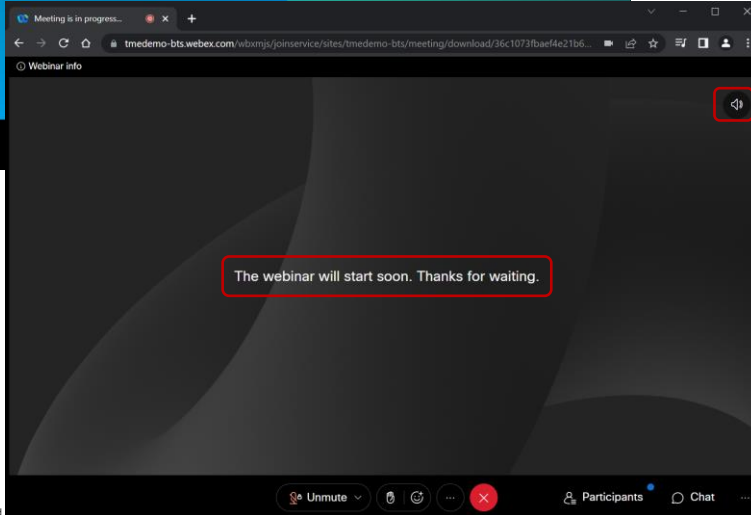
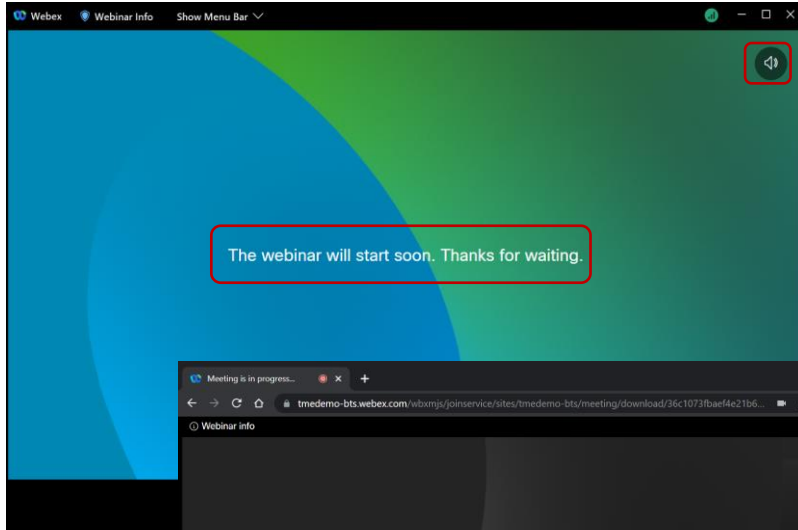
- Play music automatically upon PS starts and attendees can mute it if necessary
- Support music file in MP3 or WAV with max size of 5MB

The screenshot displays the 'Attendee view during practice session' configuration interface. On the left, a 'Preview' window shows a laptop screen with an orange background and the text 'The webinar will start soon. Thanks for waiting.' centered on the screen. On the right, the configuration panel includes:

- Background:** A 'Reset to default' link and a grid of color swatches (black, blue, green, brown, purple, light blue, light green, orange, pink, red, yellow, grey) with a plus sign for additional options.
- Image:** A section for uploading a custom image (JPG, PNG, or GIF, max 1 MB).
- Message:** A toggle switch (currently on) and two radio button options: 'Show message in the center of the screen' (selected) and 'Show message at the top of the screen'. A preview box shows the message centered on an orange background.
- Background music:** A toggle switch (currently on) and a text box stating 'You can upload an optional background music file in MP3 or WAV format that is less than 5 MB.' Below this is an 'Upload' button.

Background Music and Custom Text Message For Practice Session Attendee View

Win	Mac	iOS	Android	We b
✓	✓	✓	✓	✓



Optional Numeric Password for Dial-in Users For Webinar (not Webcast)

M	W	FedRAMP	VDI
X	✓	✓	
42.7			
Custom Schedule			

Previously, both numeric password and access code are enforced for Webinar phone users

In 42.7, site admin setting is available to specify if the numeric password should be enforced for users joining by phone

Note: this doesn't apply to Webcast view

The screenshot shows the Cisco Webex Administration console. The left sidebar contains navigation options: Site Information, Configuration, Common Site Settings (highlighted), Webex Meetings, Webex Events (Classic), Webex Support, Webex Training, Access Anywhere, WebACD, Email, User Management, Reports, and Recordings. The main content area is titled 'Webex Administration' and includes a banner for 'what's new'. Below this, the 'Lobby timeout' section has a dropdown set to '24 hours'. The 'Meeting Privacy and Password Requirement Settings' section includes options for 'All meetings must be unlisted' (unchecked), 'Exclude password from invitation' (unchecked), and 'Set scheduler default privacy setting to: Unlisted (selected) / Listed'. The 'Webex Meetings Phone Settings' section has several checked options: 'Require users to sign in when joining meetings by phone', 'Enforce meeting password when joining by phone', and 'Guests can join without waiting in the lobby when the host starts an unlocked meeting from a phone'. The option 'Enforce webinar password when joining by phone' is highlighted with a red box. Other options include 'Require hosts to validate their phone number...' (unchecked) and 'Webex Meetings Content Sharing Security' (checked for screen capture and automatic acceptance of requests).

Webex Meetings In-Meeting Experience

Web App/PWA: Background Noise Removal Support

For Firefox, Google Chrome and Microsoft Edge

M	W	FedRAMP	VDI
✓	✓	✓	

42.7

Available at GA

Previously, it was available by request only

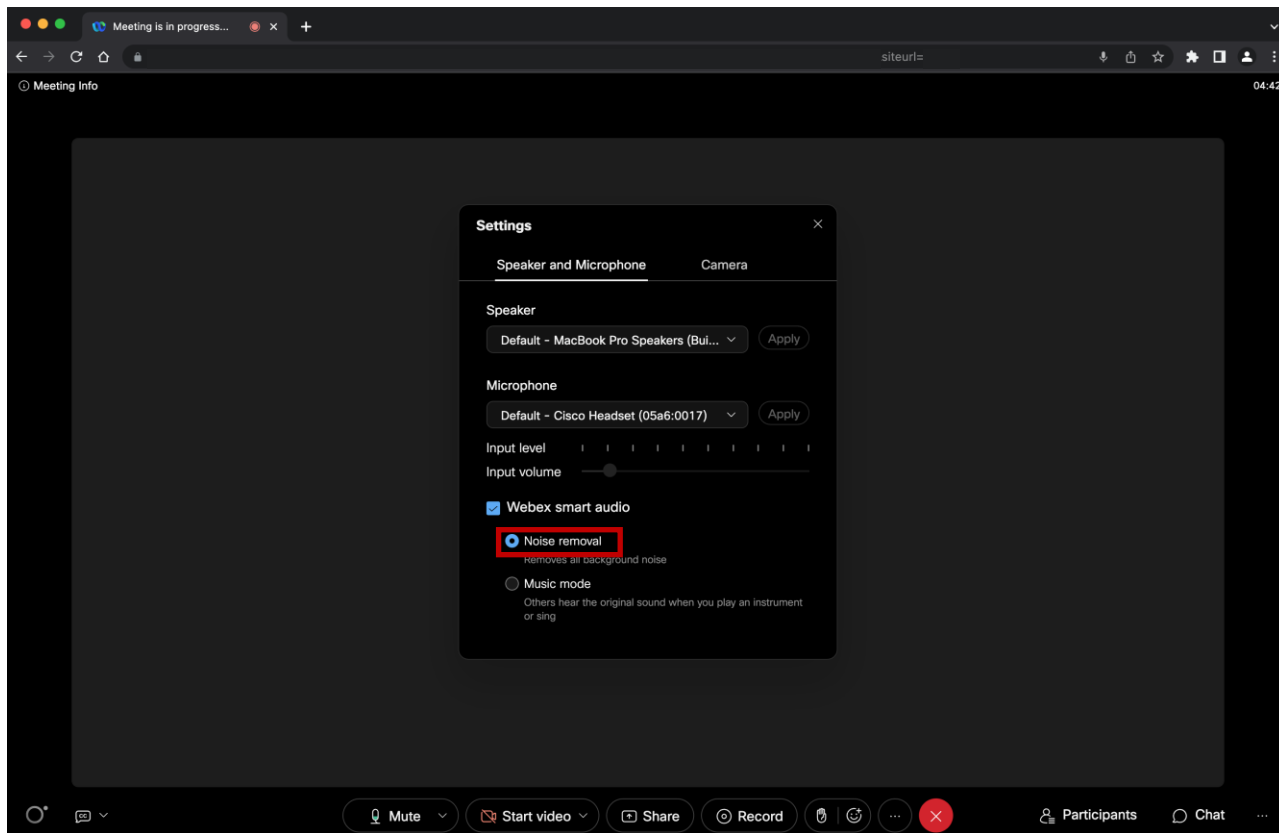
In 42.7, it will be enabled by default

- Requires Google Chrome and Microsoft Edge version 97 or higher

For Safari and older version of Chrome and MS Edge, request is still needed to enable it

Notes:

- Need to install WebAssembly
- Firefox has no version requirement



Web App/PWA: Share 4K Content For Google Chrome and Microsoft Edge

M	W	FedRAMP	VDI
✓	✓	✓	

42.7
Available at GA

The screenshot shows a web browser window displaying a video of hot air balloons over a rocky landscape. The browser address bar shows a URL from .webex.com. Below the video, there are controls for Unmute, Start video, Share, and a red X button. To the right, an 'Audio & video statistics' panel is open, showing connection details and a table of performance metrics.

Audio & video statistics

Audio & video connection Shared content

Video codec: H.264
VoIP codec (computer audio): -
Connection ports:
Audio: - (-)
Video: UDP (50959)

	Send	Receive
Latency	14 ms	-
Jitter	5 ms	-
Bandwidth	219.47 Kbps	-
Packet loss	0%	-
Video resolution	3840 X 2160 (5 fps)	-
Rendering delay	-	-
Packets per second	26	-
Encoder delay	191 ms	-

Note: Firefox and Safari will remain sharing content at 1080p max

Improved Quality when TCP/UDP Media Ports Blocked

Blocked For Web App and PWA

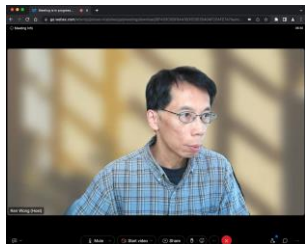
M	W	FedRAMP	VDI
✓	✓	✓	

42.7
Available at GA

443 (2)	SRTP over TLS	Used as a fallback transport protocol for encrypted audio, video and content sharing if UDP and TCP cannot be used. Media over TLS is not recommended in production environments For a list of destination IP subnets refer to the section " <i>IP subnets for Webex media services</i> ".
---------	---------------	--

Previously, when TCP/UDP media ports are blocked, users might have degraded experience in audio, video and content share

In 42.7, we improve the media quality by sending/receiving media via WebRTC when such situation occurs



Move Audio & Video Statistics to Meeting Settings

Win	Mac	iOS	Android	Web	M	W	FedRAMP	VDI
✓	✓	✗	✗	✗	✓	✓	✓	
42.7 Available at GA								

Meeting Settings

Audio Video Background Share Layout Notifications Keyboard shortcuts Accessibility Appearance **Statistics**

Overall

Audio

Video

Memory utilization (16384 MB)

Overall 45.9%
7525 MB

Webex 2.4%
389 MB

CPU usage

Overall 6%

Webex 31.5%

Found a problem? [Send problem report](#)

VoIP codec (computer audio): **Opus**
Audio connection ports: **UDP (52033)**

	Send	Receive
Bandwidth	2 kb/s	-
Latency	0 ms	-
Jitter	4 ms	0 ms
Packet loss	0%	0%


Video codec: **H.264-AVC**
Video connection ports: **UDP (52139)**

	Send	Receive
Bandwidth	-	-
Latency	-	-
Jitter	-	-
Packet loss	-	-
Video resolution	-	-
Frames per second	-	-

Win	Mac	iOS	Android	We b	M	W	FedRAMP	VDI
✓	✓	X	X	X	✓	✓	X	

42.7
Custom Schedule

Improve Embedded Apps Discovery

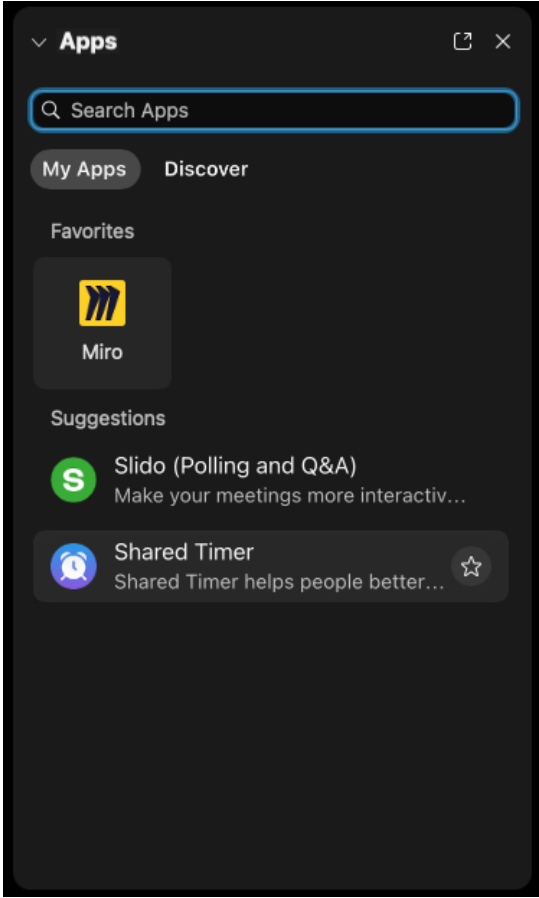
 App Picker has been renamed to App Gallery

Search Apps bar is available for users to search for an app (local search)

Each app in the gallery has a short description about what it does

App Gallery has 2 tabs – My Apps and Discover

- My Apps
 - List feature apps suggested for the user and apps used by the user recently
 - User can add apps to favorites so they appear on top. Favorited apps will appear across different workstreams (meeting and messaging) and devices (desktop and mobile)
- Discover tab lists all embedded apps that are available to the user



Share Window, Mute and Unmute Directly from Task Bar

For Desktop Client on Windows 11

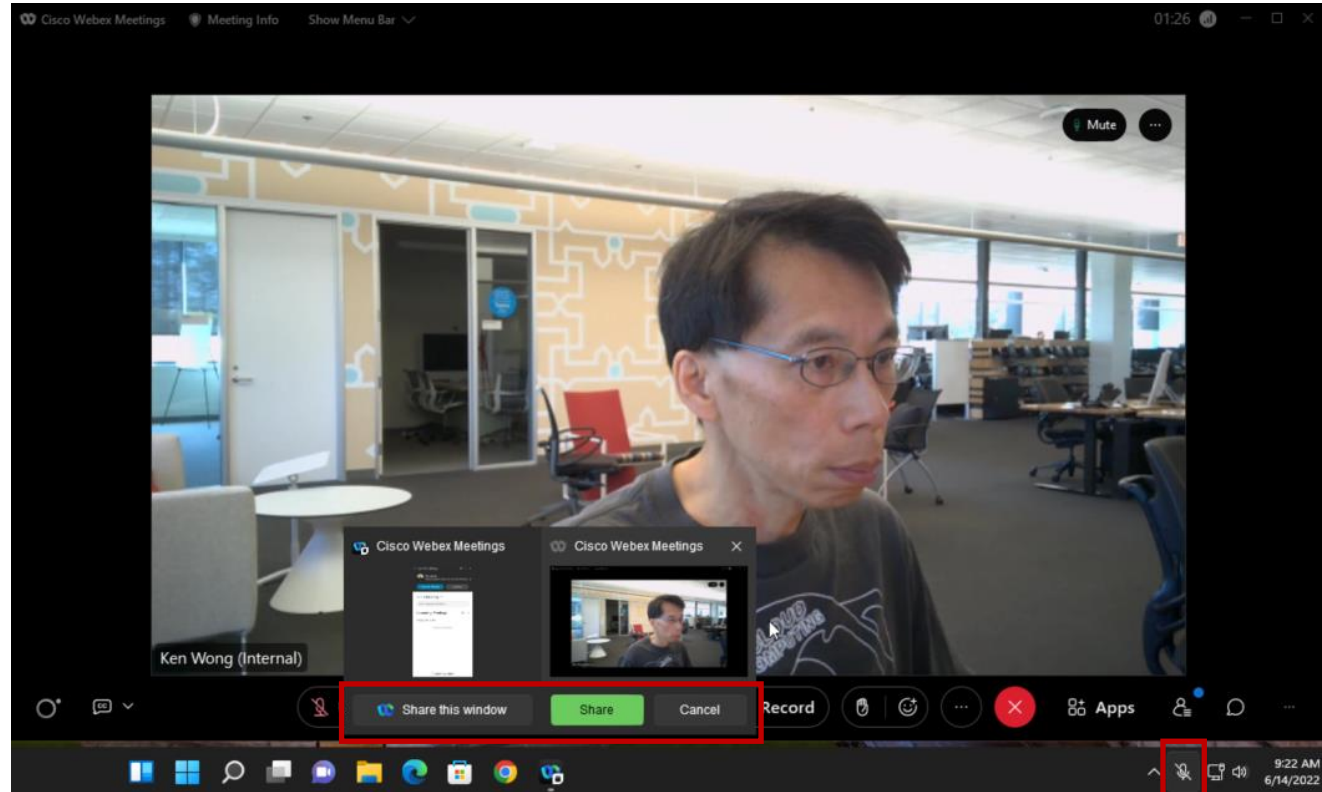
Win	Mac	iOS	Android	We b	M	W	FedRAMP	VDI
✓	✗	✗	✗	✗	✓	✗	✓	

42.7
Available at GA

Users on Windows 11 can Share Window, Mute and Unmute directly from task bar

Windows 11 specific feature that provides users with easy access to app functions

Cisco is the first non-Microsoft application that implements this function

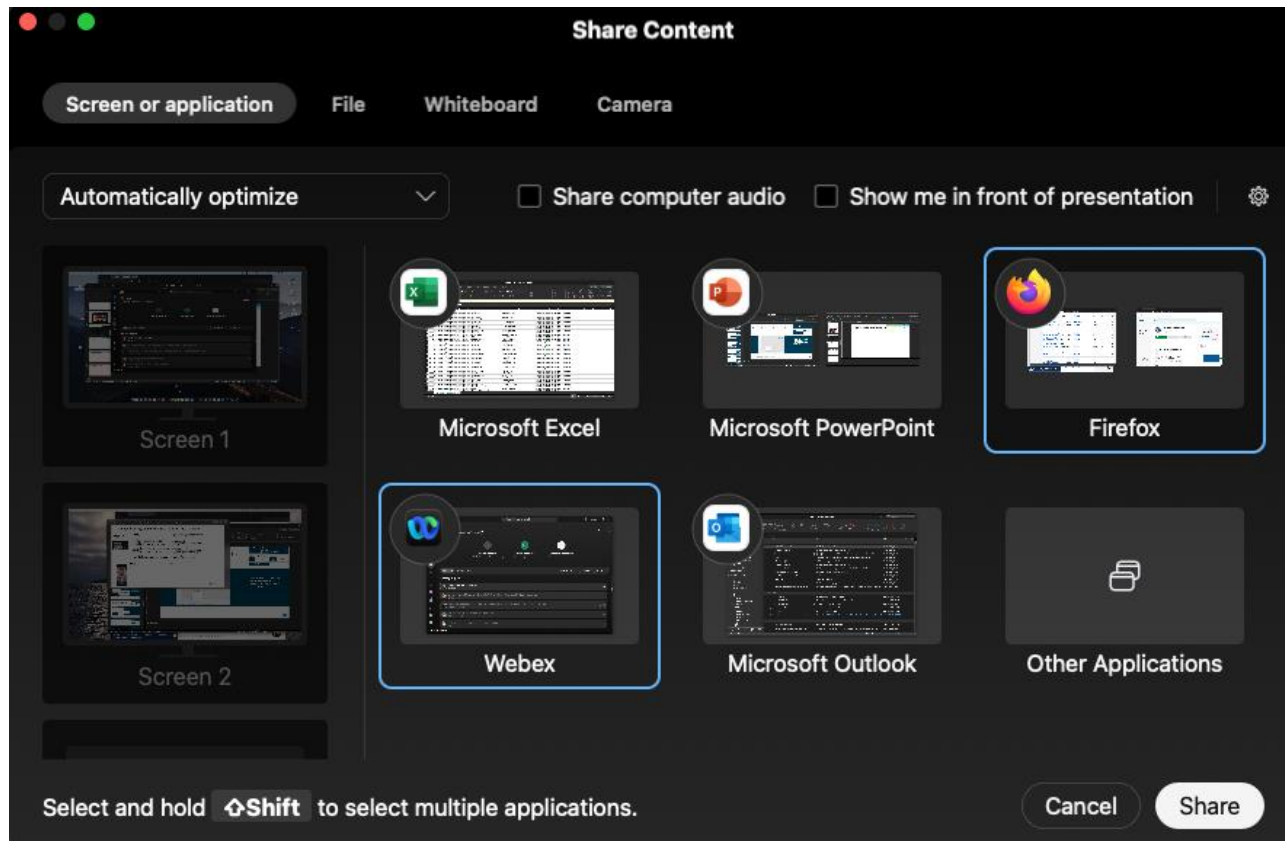


Select Multiple Apps for Content Share

Win	Mac	iOS	Android	We b	M	W	FedRAMP	VDI	
✓	✓	X	X	X	✓	✓	✓		
42.7									
Available at GA									

Simplified the steps to share multiple applications:

- On Mac, hold down <Shift> key to select multiple apps
 - On Windows, hold down <Ctrl> key to select multiple apps
- and then switch between them



Slido Update

M	W	FedRAMP	VDI
✓	X	X	

June 16

Anyone Can Launch Slido For Webex Meetings

Previously, only a host can launch Slido from the Webex Sidebar

Starting June 16, cohosts and participants (without host role) can also launch Slido

Requirements:

- Enable “Anyone Can Share” in the meetings
- Anyone launching Slido must be in the same Webex organization as the host
- Once the host has started the meeting, anyone can launch Slido only if Slido hasn’t been used

Slido Privilege Control:

- Host can prevent anyone from launching Slido by disabling “Anyone Can Share”
- Host can override or remove anyone’s Slido by launching their own or stopping it
- Cohosts can only override a participant’s Slido by launching their own
- Participants can’t override anyone’s Slido

Refer to the [Slido Community Post](#) for more detail

M	W	FedRAMP	VDI
✓	✓	X	

Slido US Data Center Available for Customers

Starting July 1, a US Data Center is available to customers for hosting Slido data

Customers (new or existing) interested in hosting Slido in US Data Center needs to make request (EU Data Center remains the default for new customers)

Existing customers switching to US data center won't have any data migration. All existing accounts and data will be completely removed from EU data center

More details will be available in help.webex.com, stay tuned!



Video Device and Media Enhancements

M	W	FedRAMP	VDI
✓	✓	✗	

42.7
Available at GA

Receive Immersive Content Share from Webex App

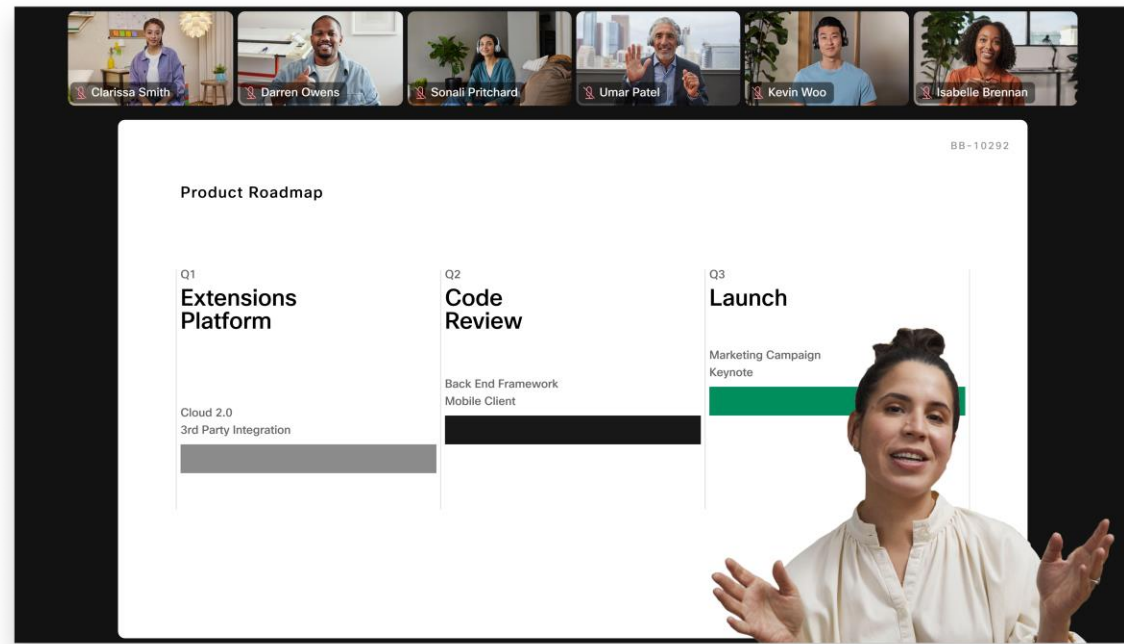
On Video Devices

Overlay presenter video on top of content to provide more lively and engaging experience

Previously, immersive share can only be seen on desktop and mobile clients

In 42.7, devices below receive content with presenter video embedded from Webex transcoding service:

- On-premise registered video devices (SIP devices from Cisco and 3rd Party)
- Cloud registered DX, SX and MX series



Remote Control for Simultaneous Interpretation (SI) on Device

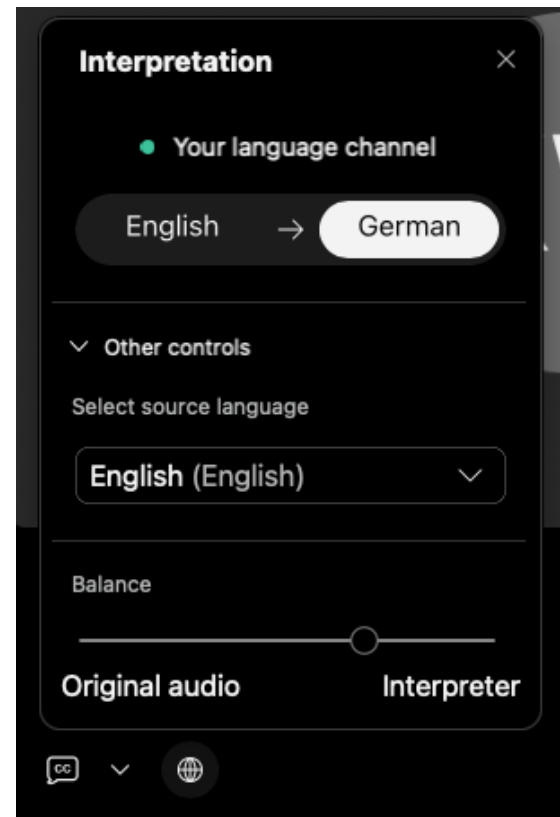
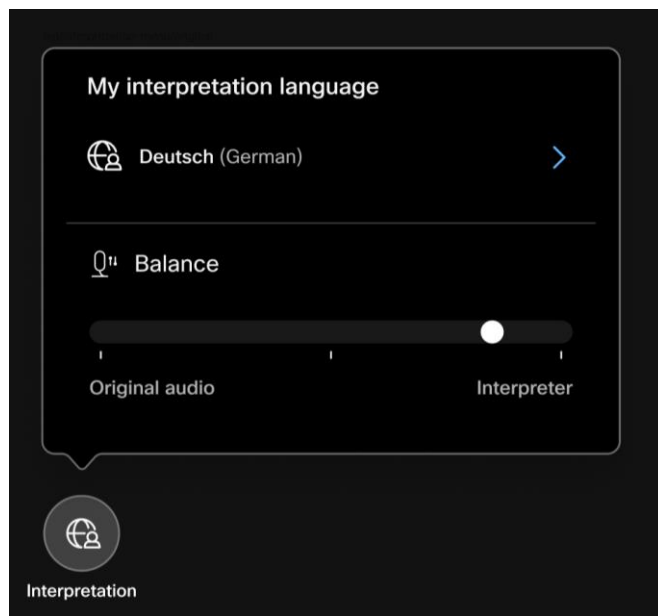
On Mac Desktop App for Attendee

When attendee joins SI meeting via desktop app paired with Cloud registered device, interpretation controls can be done:

- remotely on the app
- directly on the device

Notes:

- Feature requires a supported Cloud registered device
- Windows is supported already with 42.5



M	W	FedRAMP	VDI
✓	✓	✓	

42.7
Available at GA

M	W	FedRAMP	VDI
✓	✓	✓	✗

42.7
Custom Schedule

Dedicated Network Origination Port Ranges

For Audio and Video Traffic on Windows and Mac Desktop Clients

New source port ranges used for media traffic by Meetings App:

Audio: 52000 to 52049

Video: 52100 to 52199 (include both main and content video)

Allow customers to mark media packets for QoS and properly prioritize the network traffic

Align the source port ranges with the rest of Cisco collaboration portfolio of products

Note: this is enabled by default (no request necessary)

Webex Meetings Post Meeting Experience

M	W	FedRAMP	VDI
✓	✓	X	

42.7
Custom Schedule






Single Email Notification for All Meeting Content

 Webex Administration

Previously, this setting only controlled email notifications when a recording was ready

In 42.7, this setting now controls email notifications when all meeting content (recordings, highlight and meeting transcripts) are ready so users will only get a single email

See [what's new](#) for the latest channel of Webex Meetings.

- Site Information 
- Configuration 
- Common Site Settings >
- Webex Meetings
- Webex Events (Classic) >
- Webex Support >
- Webex Training >
- Remote Access >
- Access Anywhere >
- WebACD >
- Email >
- User Management 
- Reports 
- Recordings 

Default attendee landing page:

Use customized page

URL:

Display this page after meeting ends

Use Webex branded default page

Use customized page

URL:

Display this page after meeting ends

Join page: Show promotional content

Invitation email: Show promotional content

In-meeting Info tab: Show "green" message

Automatically record all sessions using Network Based Recording

Allow host to use recording controls during automatic recording

Allow hosts to reassign, edit, disable, and delete recordings

Send an email notification to the host when the recording is ready
(Not recommended when Automatically record all sessions option is turned on)

Enable Teleconference Keep-Alive


Default Setting (enabled/disabled)


Allow meeting host to leave meeting without ending it

Attendance Report Includes Email Address For Meetings, Webinars and Webcast

M	W	FedRAMP	VDI
✓	✓	✓	

42.7
Available at GA






General Meetings for All Employees  

Ken Wong | 11:06 AM - 11:13 AM Wednesday, Jun 15 2022 

B C D F +1

Meeting content

Attendance Registration

Name	Email address	Connection time	Duration	Connection type
 Ken Wong	kawong@email.com	11:06 AM - 11:13 AM	7 mins	Desktop app
 Bob Cat	bobcat@email.com	11:08 AM - 11:13 AM	5 mins	Desktop app
 Cob Cat	cobcat@email.com	11:10 AM - 11:13 AM	4 mins	Web app
 Dob Cat	dobcat@email.com	11:11 AM - 11:13 AM	2 mins	Web app
 Fob Cat	fobcat@email.com	11:12 AM - 11:13 AM	1 min	Web app

Export attendance report

Note: For Webcast, only host, cohosts and panelists appear in Attendance report

Administration Experience

Control Hub Audit Log Includes Site Admin Activities

For Control Hub Managed Sites

M	W	FedRAMP	VDI
✓	✓	✓	
42.7			
Custom Schedule			

New addition to admin activities:

- all site config activities
- recording files management











Does not support Control Hub linked sites

Troubleshooting

Meetings & Calls | Live Meetings | Status | **Admin Activities** | Connected UC | Logs

Performed By: _____ Description: _____ Impacted Resource: _____

Jun 8, 2022 to Jun 15, 2022 (GMT -07:00) America/Los Angeles 3060 records [Export to CSV](#)

Time	Performed by	Category	Change
June 15, 2022 12:34 PM	 Montana Williamson	PLACES	Activation code for workspace wa...
June 15, 2022 12:29 PM	 Ed Schermerhorn	LOGINS	An Admin logged in
June 15, 2022 12:28 PM	 Ken Wong	LOGINS	An Admin logged in
June 15, 2022 12:28 PM	 Olympia Stone	PLACES	Activation code for workspace wa...
June 15, 2022 12:28 PM	 Ken Wong	LOGINS	An Admin logged in
June 15, 2022 12:28 PM	 Ken Wong	LOGINS	An Admin logged in
June 15, 2022 12:28 PM	 Ken Wong	LOGINS	An Admin logged in
June 15, 2022 12:28 PM	 Ken Wong	LOGINS	An Admin logged in
June 15, 2022 12:28 PM	 Ken Wong	LOGINS	An Admin logged in
June 15, 2022 12:28 PM	 Ken Wong	LOGINS	An Admin logged in



M	W	FedRAMP	VDI
✓	✓	✗	

42.7
Custom Schedule

Ability to Allow/Disallow VoIP Usage in Control Hub

As part of the Meeting Settings Template, admins can set policy to allow/disallow users from using computer audio (VoIP) to join Meetings/Webinars

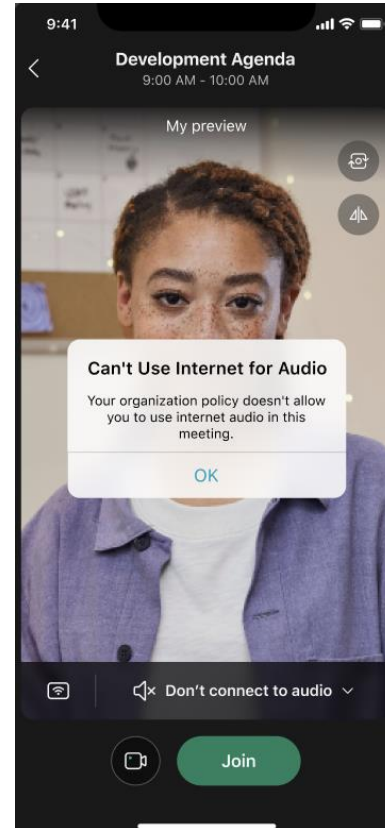
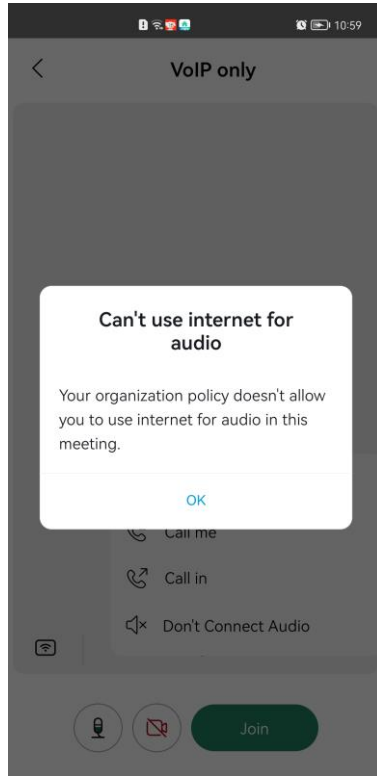
- Control VoIP usage for users, user groups or the entire org
- Set policy control for internal and external meetings

	Internal Meeting	External Meeting
VoIP		

Note: This has no impact to Webcast

Ability to Allow/Disallow VoIP Usage Client View

Win	Mac	iOS	Android	We b
✓	✓	✓	✓	✗



Assign Meetings Site Account for External Users For Control Hub Managed Sites

M	W	FedRAMP	VDI
✓	✓	✓	

July GA
Custom Schedule

Allows admins to create meeting site host/attendee accounts for external users (existing feature for Site Admin sites)

Users must belong to a Webex org (if not, they will be added to the org owning the site) & must accept the license to gain access

Admin can block their users from getting a meeting site account from an external org in Control Hub (see bottom picture)

Note: Ability to use XML API forward compatibility, People API and CSV will be in upcoming release

The screenshot shows the Cisco Webex Control Hub interface for managing external users. The main view is titled 'Manage external user 33' and shows a list of 98 external users. The table below displays the first six users:

First / Last name	Email	License status	Webex sites	Account type
Ben Wallace1	bwalace1@acme.com	Accepted	site1.webex.com	Host
Ben Wallace2	bwalace2@acme.com	Accepted	site1.webex.com	Attendee
Ben Wallace3	bwalace3@acme.com	Accepted	site1.webex.com	Attendee
Ben Wallace4	bwalace4@acme.com	Accepted	site1.webex.com	Host
Ben Wallace5	bwalace5@acme.com	Accepted	site1.webex.com +2	Host, Attendee
Ben Wallace6	bwalace6@acme.com	Accepted	site1.webex.com	Host

Overlaid on the bottom of the screenshot is a license acceptance dialog box. The dialog contains the following text:

\$Company_name wants to collaborate with you on Cisco Webex.

\$Company_name wants to assign a Webex Meeting host license to you. Join them now by accepting this license.

Buttons: **Accept the license** (highlighted), Decline the license

Additional text in the dialog: 'Click on the link below to activate your account.' and 'Code expires in 15 days.'

Below the dialog, there is a separate box with the text: 'After accepting this meeting site invitation you may have an account on more than one meeting site. Details on how you can configure your personal room are available in this help article' with a link to 'in this help article'.

Cross-organization licensing

Allow
When enabled, you allow your users get Webex Meeting licenses assigned from other organizations.



Self Signup Meetings Site Host Account Support For Control Hub Managed Sites

M	W	FedRAMP	VDI
✓	✓	✓	

July GA
Custom Schedule

Admin can enable the option for self signup for host account on the Meeting site, so users can request an account themselves (existing feature in Site Admin sites)

Note: Support internal users only

Admin can process the signup request by

- Set up rules to auto approve/reject the request
- Admin can review and approve/reject the request in the Alerts Center

Cisco Webex Meetings Sites > Configure sqwd-ms0524-kafka1.dmz.webex.com > Common Settings

Account Management Settings

Allow host account signup

approve requests from these email domains: (Note: To add multiple email domains, separate each value with a comma)

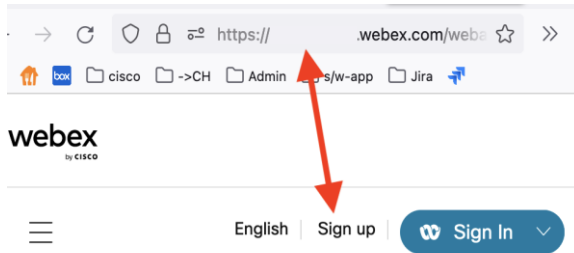
reject requests *not* from these email domains: *.webex.net, webex.org)

Based on the approval and rejection specifications above:

Automatically approve or reject host account requests

(Note: Requests that do not meet the approval and rejection specifications must be manually reviewed.)

Review host account requests. Send review notification email to:



webex Control Hub

Alerts center

Alerts Requests Manage

Search by name 2 filters selected 2 requests

Requested by	Email address	Service	Type	Date	Status	Actions
wentaotest342141236@...	wentaotest342141236@...	Meetings	Account Request	03/24/2022	Pending	<button>Approve</button> <button>Reject</button>
wentaotest342141236@...	wentaotest342141236@...	Meetings	Account Request	03/24/2022	Pending	<button>Approve</button> <button>Reject</button>

Webex Meetings VDI

Meetings VDI Plugin Release Cycle Changes

Problem: VDI plugin is a monthly release that follows the N-4 compatibility rule and can easily become incompatible when customers (especially Slow Channel) connect with external sites on latest channel

Changes: Meetings VDI plugins will be updated every 4 months that aligns with Slow Channel releases

New compatibility rule becomes N-7 → VDI plugin will be forward compatible with 8 versions of meeting sites including the current version

For Slow Channel (SC) release, VDI plugin will be compatible with current plus next SC release. In addition, it will also be backward compatible with previous SC release. For example, 42.6 VDI plugin is compatible with 42.2, 42.6 and 42.10 meeting sites

Apply to VDI plugins on Windows, Mac and Linux platforms

42.6 is the first VDI plugin that uses this new rule

VDI Plugin	Slow Channel Site	Latest Channel Site
42.6	42.2, 42.6, 42.10	42.6 – 43.1
42.10	42.6, 42.10, 43.2	42.10 – 43.5

Webex Meet Mobile App

Mobility: Program Milestones

These dates and features shown are still subject to change



Milestone	Android	iOS
Submit to Store	July 7, 2022	July 15, 2022

* **Android** apps typically appear in the store within a few days of the submit date.

* * **Apple** takes longer to approve apps, so we cannot provide a specific date/estimate.





Android: What's New in 42.7

Features and Enhancements

- Virtual Background Support with MP4 Animation
- Facebook Portal Sign-in Using QR Code and 6-digit PIN

M	W	FedRAMP	VDI
✓	✓	✓	

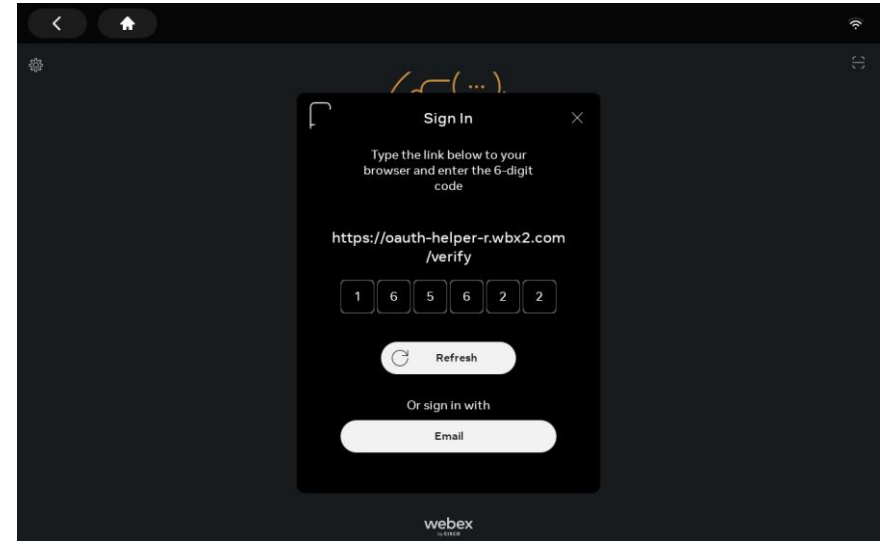
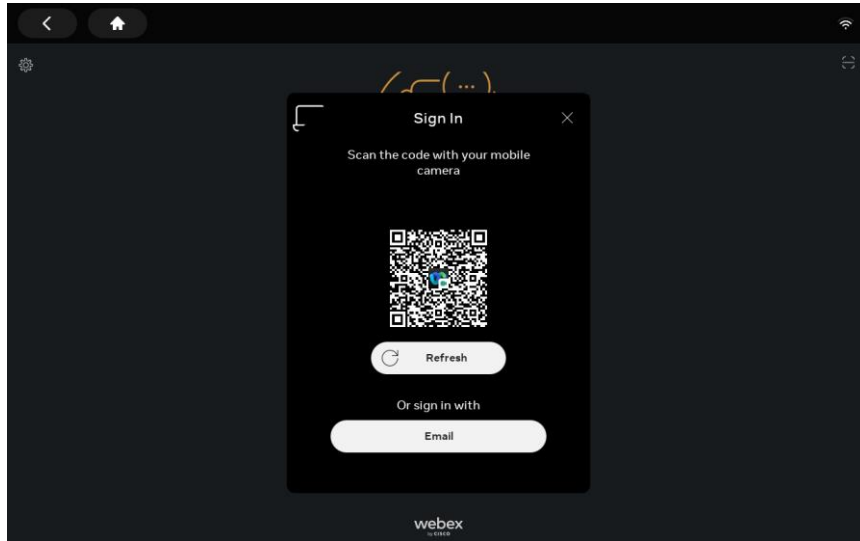
Virtual Background Support with MP4 Animation

- Similar to desktop and iOS, Android now supports MP4 virtual background. GIF is currently not support for Android.

Facebook Portal Sign-in using QR Code and 6 Digit PIN

M	W	FedRAMP	VDI
✓	✓	✓	

- Facebook Portal users can login using QR code or 6-digits PIN making it easy for users to login



Android Distribution

- Google Play Store
- Amazon App Store
- Samsung Galaxy Store
- Ali PP Assistant
- HuaWei Store
- XiaoMi Store
- Vivo Store
- Facebook Portal App Store
- SDLC App Catalog



iOS: What's New in 42.7

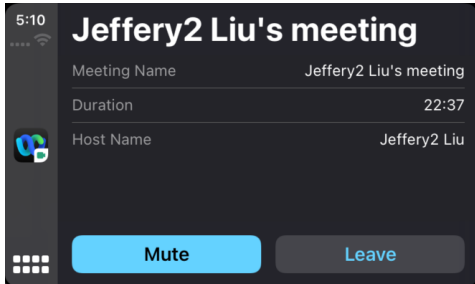
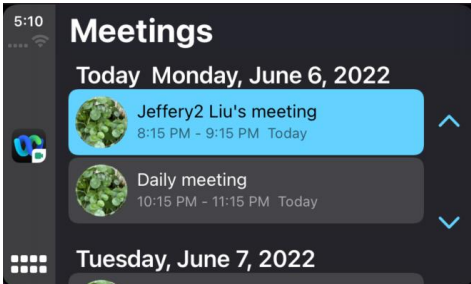
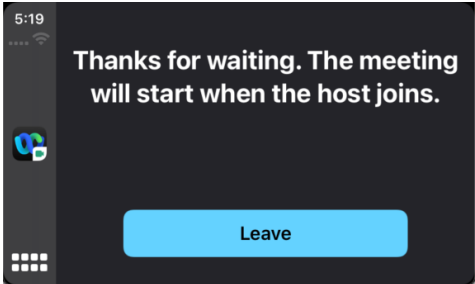
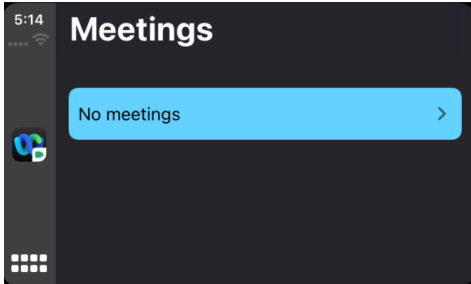
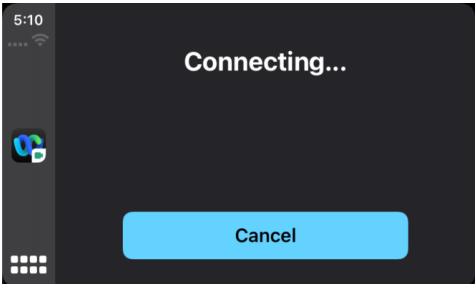
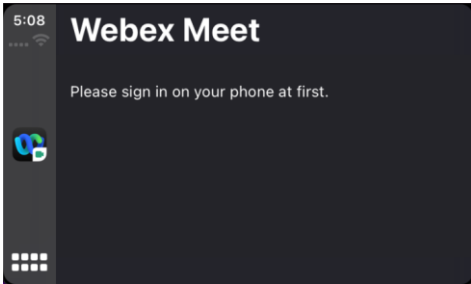
Features and Enhancements



- iOS CarPlay Support

M	W	FedRAMP	VDI
✓	✓	✓	

iOS CarPlay Support





Collaboration
Technical Marketing

Webex Devices

July RoomOS Tol

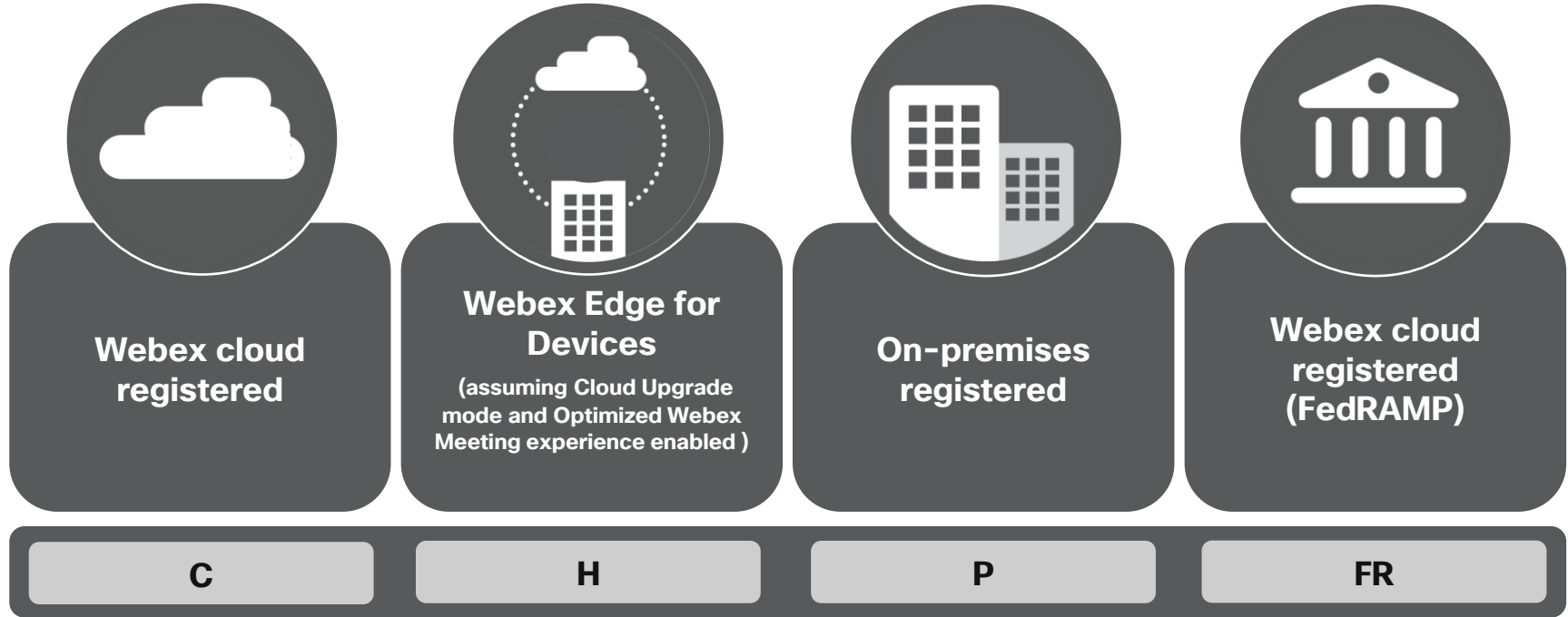
Software Versions - RoomOS July

On-premises registration. Webex Edge for Devices <u>without</u> Cloud Upgrade Mode enabled		Webex Edge for Devices linked devices <u>with</u> Cloud Upgrade Mode enabled		Cloud Registration	
DX, MX, SX	Room Series Board Series * Desk Series *	DX, MX, SX	Room Series Board Series Desk Series	DX, MX, SX	Room Series Board Series Desk Series
CE 9.15.10.8	RoomOS 10.15.2.2	CE 9.15.14.7	RoomOS 10.17.1.x	RoomOS 9.15.14.7	RoomOS 10.17.1.x

- CE 9.15.10.8 released Feb 4th, 2022
- RoomOS 10.15.2.2 released June 17th, 2022
- CE/RoomOS 9.15.14.7 released June 15th, 2022
- RoomOS 10.16.1.6 released June 14th, 2022

* Board Pro, Desk Hub, and Desk Mini will require 10.11.2.x or later

Availability Key



02 Recap RoomOS June

Released in RoomOS June

Released

- Miracast 😊
- Webex Embedded Apps 🍷



03 New Features RoomOS July

RoomOS July

- Support 4k content into a Webex meeting
- Reactions (phase III)
- Hot desk pairing via QR code
- Frames
- Support for Webex Room Bar
- People Presence on devices
- HDMI to USB Hub for Camera and Microphone passthrough



4k content into Webex meeting

It's now possible to send 4K content from a device into a Webex meeting. The requirements are only to be on a current generation device in the beta channel. A 6Mb bandwidth is required to ensure 4K content being sent out.

Call details

Charlie's Personal Room

Charlie's Personal ...

Participant(s)		Encryption	
URL	3cc7f6b6-3a3e-3211-b852...	Type	AES-256...
Call rate	6000 kbps	Status	On
ICE	Passed		
mediaPath	170.72.167.215:5004		

Video	Transmit	Presentation	Receive	Presentation
Protocol	Off	H264	H264	N/A
Resolution	320x180	3840x2160	640x360	N/A
Frame rate	30 fps	15 fps	30 fps	N/A
Channel rate	720 kbps	1240 kbps	3014 kbps	N/A
Total packet loss (%)	0.0%		0.0%	
Current packet loss (..)	0.0%	0.0%	0.0%	
Jitter	0 ms		2 ms	

Audio	Transmit		Receive	
Protocol	Opus	N/A	Opus	N/A
Channel rate	14 kbps	N/A	49 kbps	N/A
Total packet loss (%)	0.0%		0.0%	
Current packet loss (..)	0.0%		0.0%	
Jitter	0.00 ms		6.00 ms	

←
Back

4K content share into Webex meeting

The following codecs will support up to 4K 7.5fps content share into a Webex meeting:

- Room Kit Mini
- Room Kit
- Room Kit
- Room Kit Plus
- Room 55 and Room 70
- Webex Board (55/55S, 70/70S, 85S)

- RoomOS11 UI is required
- Cloud registration or Webex Edge for Devices with Optimized Meeting

The following codecs will support up to 4K 15fps content share into a Webex meeting:

- Room Kit Pro
- Room 70 G2
- Desk Pro
- Board Pro
- Room Bar

- RoomOS11 UI is required
- Cloud registration or Webex Edge for Devices with Optimized Meeting

Reactions (Phase III)

This release of Reactions offers:

- Closer alignment to Webex App
 - Reactions appear lower left instead of top right
 - Participant name added to reaction
- Reaction cooldown
 - 1 second reaction cooldown to avoid spamming reactions in a meeting
- Reaction Stack
 - Up to 5 reactions shown (with name)
- Reaction Swarm
 - Multiple reactions shown without name



Samuel Foley



Samuel Foley Desk



Samuel Foley Desk



Samuel Foley Desk



Samuel Foley

Hot Desk with QR Code

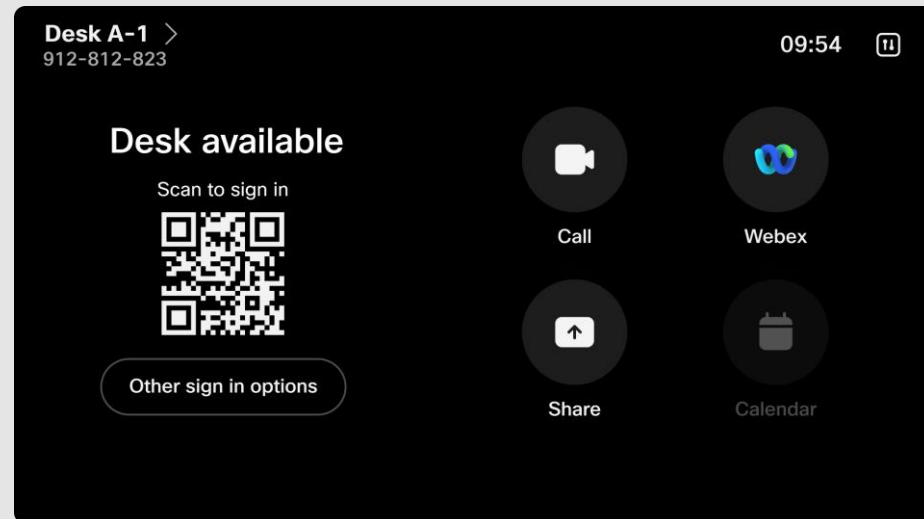
Provides an easy to use and widely understood method for pairing to a RoomOS device using a smart phone.

QR Code pairing can be used on:

- Webex Desk Hub
- Webex Desk Mini, Desk, Desk Pro

Supported Webex App versions:

- iOS – 42.5 minimum
- Android – 42.6 for Samsung. Some others Android models may also work
- Android – 42.7 Pixel, OnePlus – Universal Linking (currently behind toggle)



Frames

Frames is a new camera feature, available from the camera menu. The camera will zoom and show people individually or in groups.

When choosing this camera mode, the device will remove unnecessary blank space between participants and provide a composed view of the participants in a single video stream.



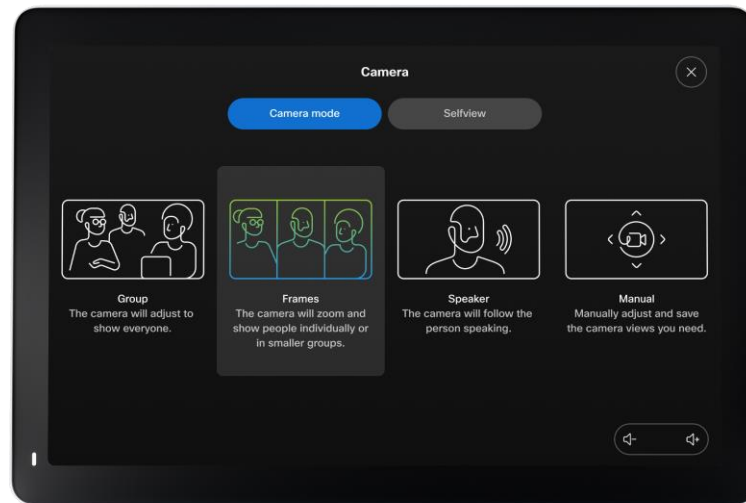
Frames

Initial release support (in conjunction with RoomOS 11 UI preview beta for Room systems):

- Room Kit Mini
- Room Kit
- Room 55 Single

RoomOS 11 UI is a requirement for Frames to function

Support for Board and rest of the Room series will follow later.



Support for Webex Room Bar

Webex® Room Bar powers your best video meetings ever, in a bar.

It is a compact yet powerful video collaboration device providing stunning video conferencing, boundless flexibility, and inclusive meeting experiences in your focus rooms, huddle spaces, and small- to-medium meeting rooms.





Charlie Thorpe >

C

H

FR

People Presence

The feature is designed to bring some parity with the Webex App. It is only relevant when the Webex Desk device is operating in Personal Mode. Capabilities include:

- Show presence status for yourself.
- Show presence status of users in resents/favourites/directory searches
- Show presence status of users in participant list on device when in a meeting
- Set DND and custom status from Personal Mode RoomOS device.

RoomOS11 UI must be enabled on the Webex Desk device running in Personal Mode



Call










PC Input



Join Zoom

People Presence Status

Seven different desktop states will be supported (to align with Webex App). These will be:

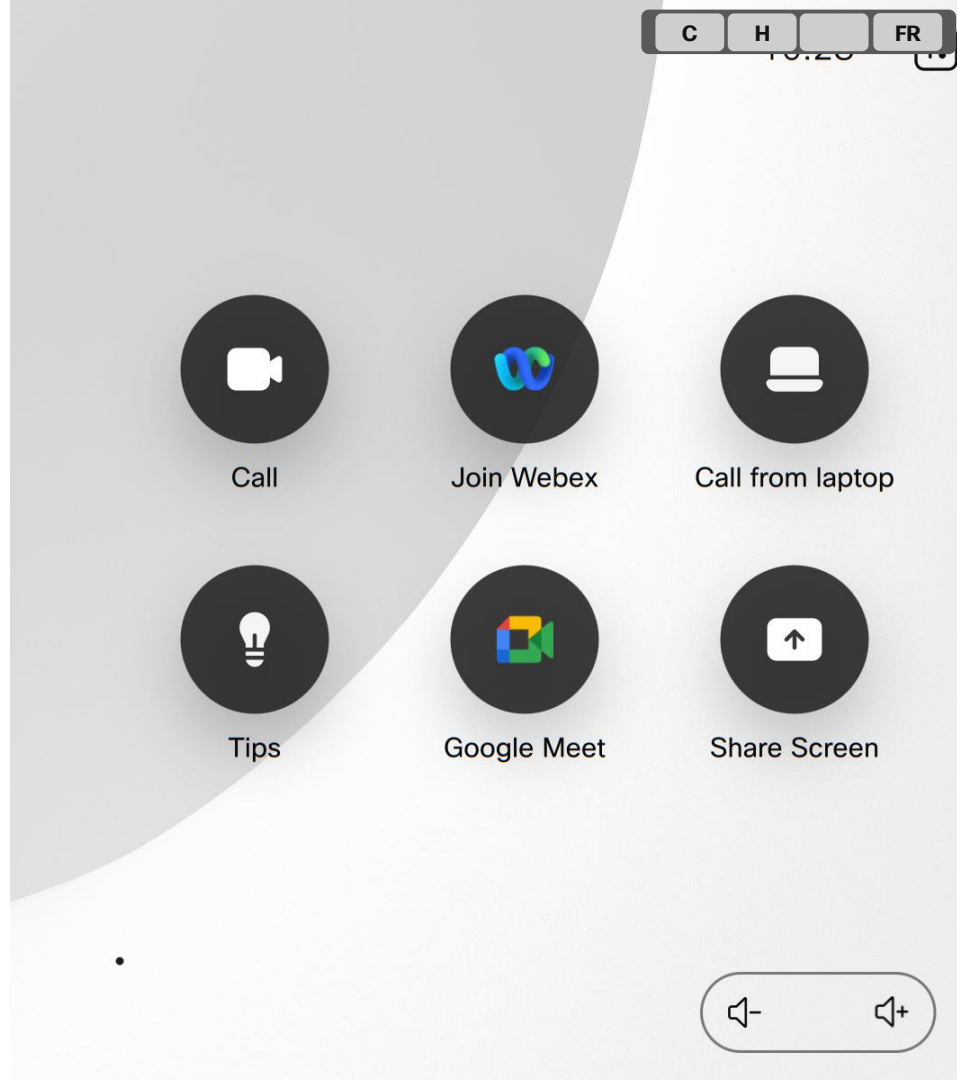
- | | | | |
|--|----------------------------|---|----------------|
|  Charlie Thorpe > | Active in the last 10 mins |  Charlie Thorpe > | Do not disturb |
|  Charlie Thorpe > | On a call |  Charlie Thorpe > | Not active |
|  Charlie Thorpe > | In a meeting |  Charlie Thorpe > | Out of office |
|  Charlie Thorpe > | Sharing screen or app | | |

HDMI to USB Hub - Passthrough

The release of this feature is intended to replace the USB Mode Macro that had been created to work with HDMI to USB converters to allow for the devices to provide USB Webcam functionality to the connected PC.

The feature will initially only be available on devices that have an available HDMI output:

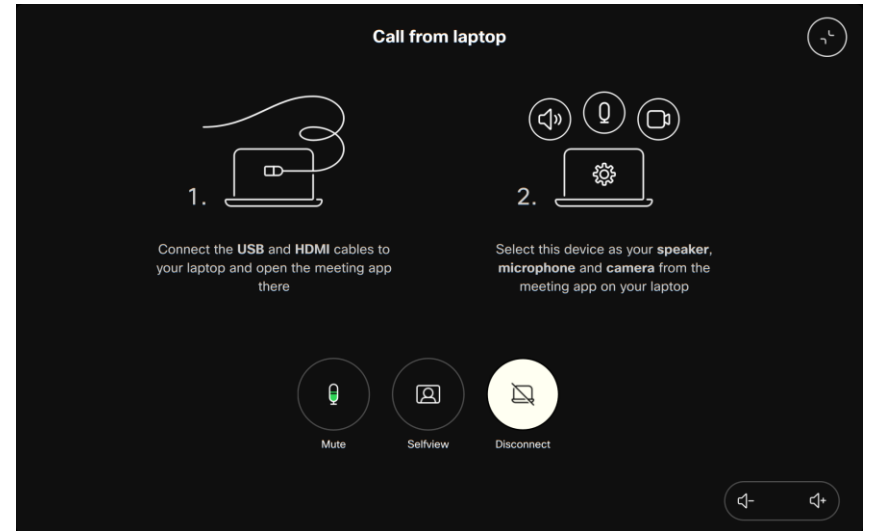
- Room Kit
- Room Kit Plus
- Room Kit Pro
- Room 55 Single
- Room 70 G2 (both single and dual)
- Room 70 G1 S (**not** dual)



HDMI to USB Hub – Passthrough

- RoomOS 11 UI is required (Webex Room devices that support HDMI to USB Passthrough will need to be part of Webex RoomOS 11UI beta program)
- Not initially supported on the following:
 - Room 70 D G1
 - Room 55 D G1
 - Panorama systems

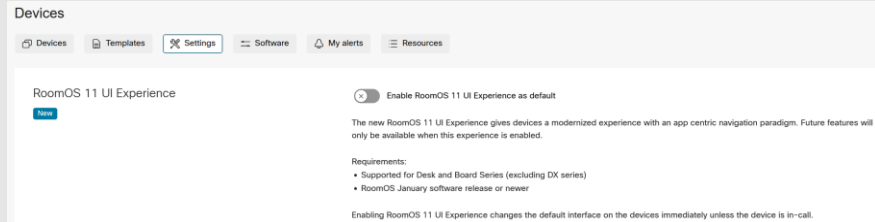
Please note that USB capture device (hardware) is still required as part of the solution.



04 Webex Devices Software Beta

RoomOS 11 UI

- Currently available on Board, Desk and **now Room Series (Room Panorama excluded)**
 - Cloud-registered or Webex Edge for Devices
- Org-level Enablement
 - Control Hub – Devices – Settings – Enable RoomOS 11 UI Experience as default
- Device Level Enablement
 - Control Hub – Devices – <Select Device> – All Configurations
 - UserInterface > Concept > Tablet > Compositor (From Desktop)
 - Device needs to have Cloud Upgrade Mode enabled
- Software release will still show RoomOS 10.x.x.x
 - Will move to 11.x.x.x once Room systems are added

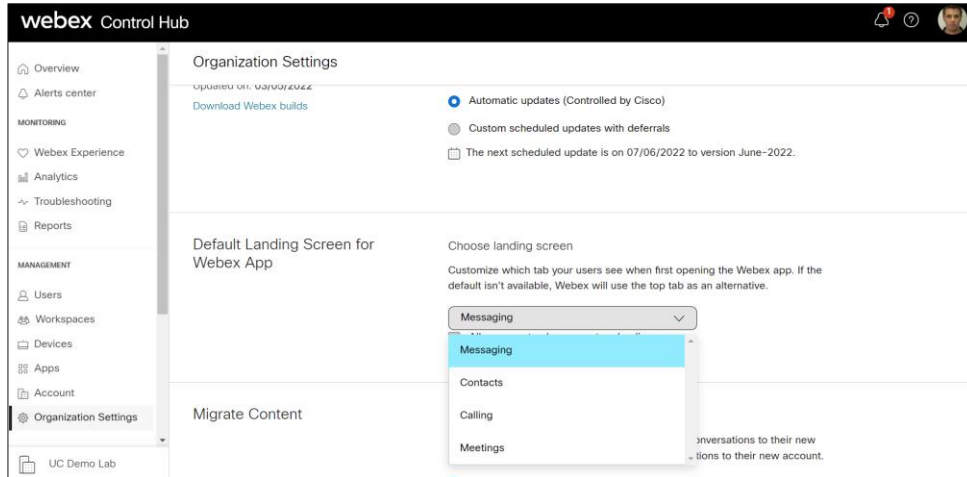


Webex Devices Software Beta – Control Hub

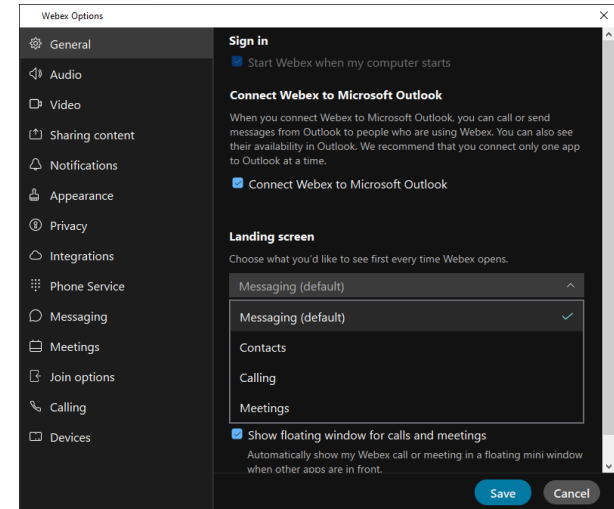
- Notification on Software expiry in Control Hub (Alert Center)
- Support for Workspaces without a device
- Single Device configuration enhancements

Webex App Update

Default Landing Screen for Mobile



- Control Hub Admin can choose the default landing screen
- Admin can also allow/deny the user from changing the default screen in the app

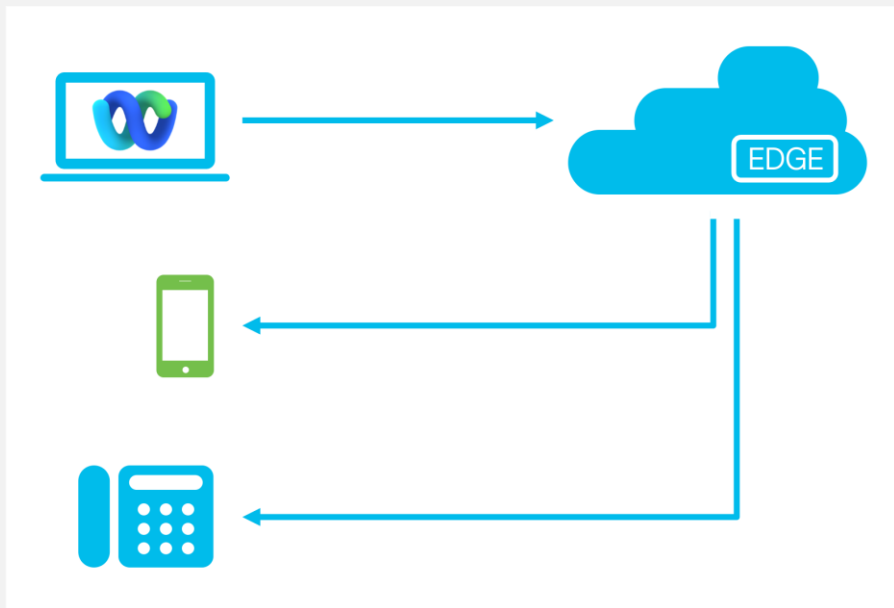


- User can set their preferred default landing screen (if allowed by admin)

Calling

Borderless CTI

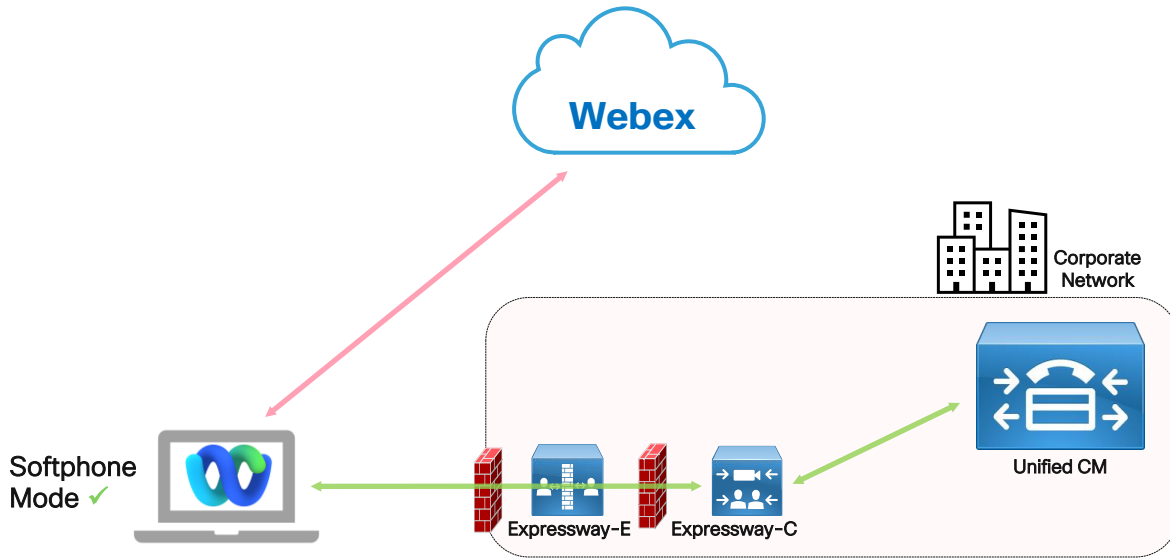
CTI for remote workers, contact center agents and 3rd party PBX phone users



- Challenge - users working remotely cannot control their deskphones or home telephones/mobile phones to make/receive calls
- Solution - this feature enables deskphone control and Extend and Connect for remote users
- Requires CCUC (Cloud Connected UC)
- Mid-call features like transfer, hold/resume are supported

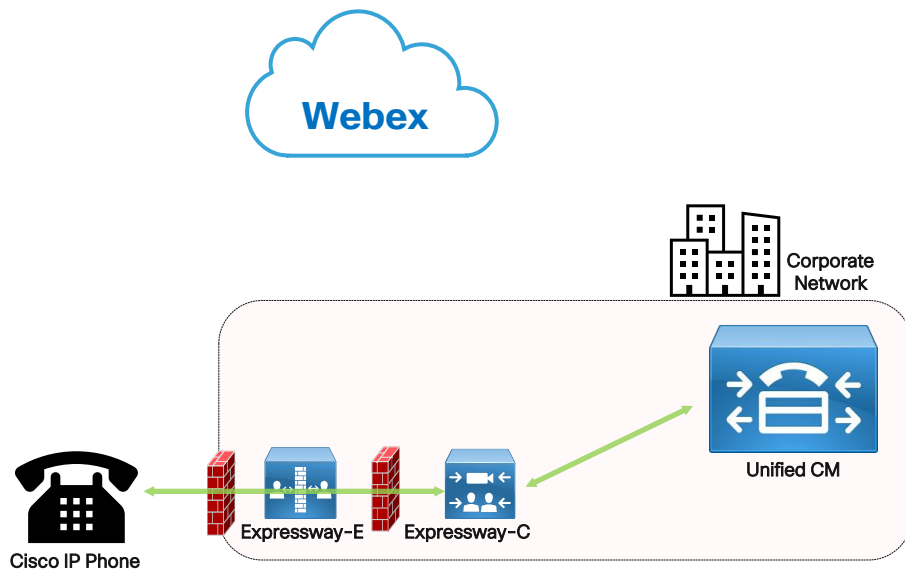


Borderless CTI



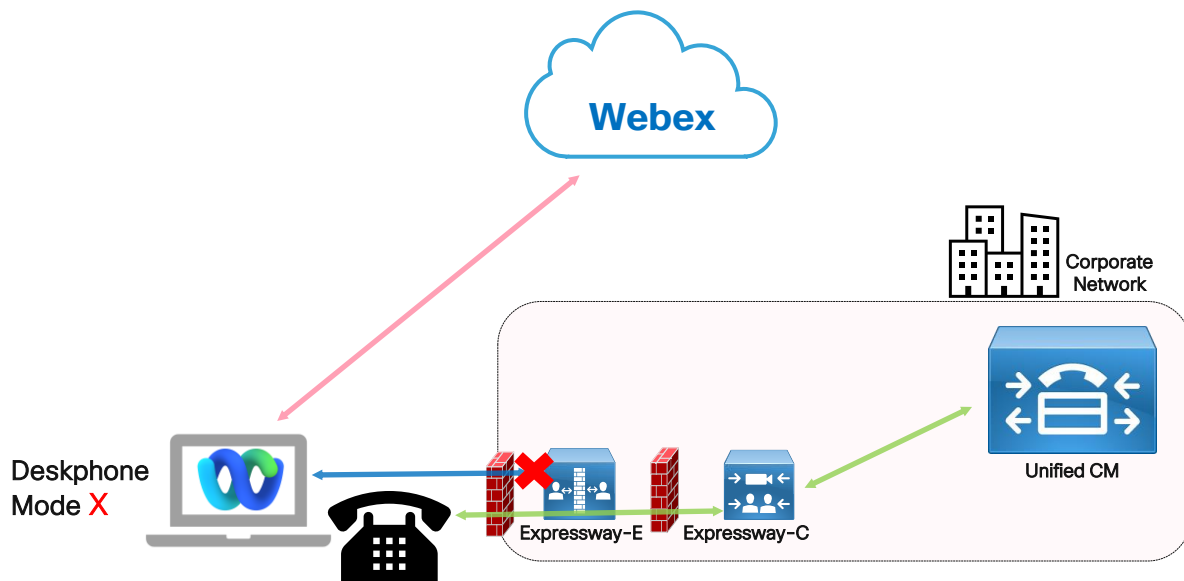
- When running outside the corporate network, **Webex App** can register to Unified CM in softphone mode (SIP) via Mobile Remote Access

Borderless CTI



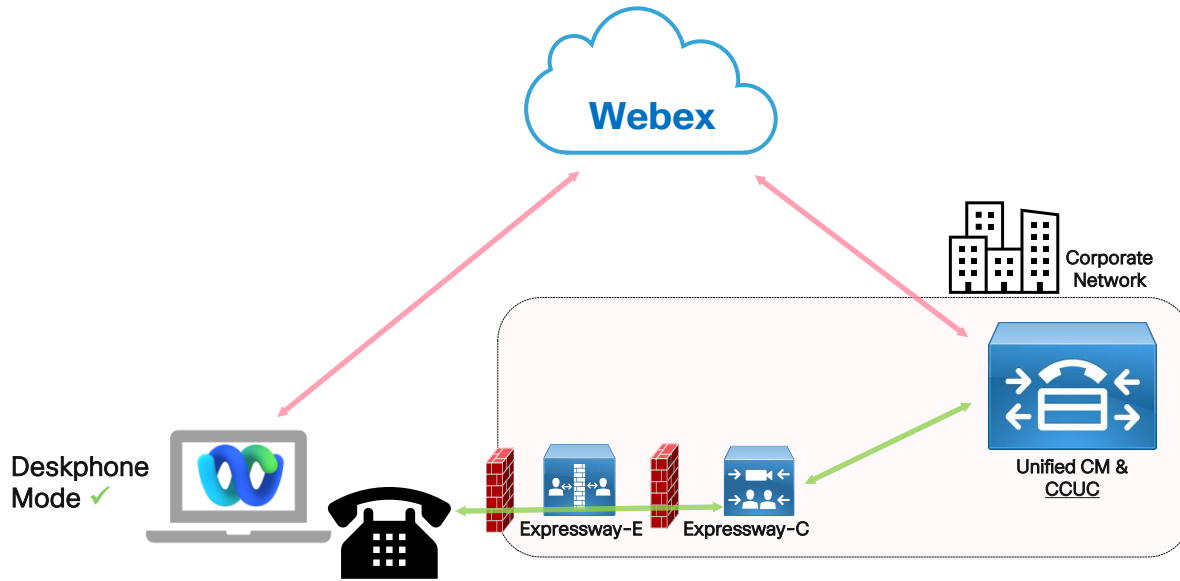
- When running outside the corporate network, a **Cisco IP Phone** can register to Unified CM (SIP) via Mobile Remote Access

Borderless CTI



- When running **outside** the corporate network, **Webex App** cannot control a **Cisco Deskphone** via CTI. Mobile Remote Access does not support CTI connections

Borderless CTI



- From 42.7, Webex App running outside the corporate network will be able to control a Cisco IP Phone.
- Deskphone Control path
Webex App-Cloud Service-
CCUC/Unified
CM/Deskphone
- **CCUC is required**
- This architecture also supports remote Extend and Connect
- Webex App for Windows/Mac only

Support Resources

Please bookmark these sites and share them with others.

- Webex Help Page: <https://help.webex.com>
- WBS 42 Release Notes: <https://help.webex.com/n0mq1ae>
 - Contains links to what's new, bug fixes, known issues, and SO MUCH more!
- Real-Time Status Page: <https://status.webex.com>
- Support Utilities: <https://webexsupport.com>
- Service calendar: <https://status.webex.com/maintenance>



