

What's New in Webex App, Meetings, Devices & Control Hub

Release 42.11

Cisco Collaboration Cloud

October 2022

Cisco Safe Harbor Statement

This presentation contains “forward-looking” statements that involve risks, uncertainties and assumptions. If the risks or uncertainties ever materialize or the assumptions prove incorrect, our results may differ materially from those expressed or implied by such forward-looking statements. All statements other than statements of historical fact could be deemed forward-looking, including, but not limited to, any projections of financial information; any statements about historical results that may suggest trends for our business; any statements of the plans, strategies, and objectives of management for future operations; any statements of expectation or belief regarding future events, technology developments, or enforceability of our intellectual property rights; and any statements of assumptions underlying any of the foregoing.

These statements are based on estimates and information available to us at the time of this presentation and are not guarantees of future performance. Actual results could differ materially from our current expectations as a result of many factors, including but not limited to: the unpredictable nature of our rapidly evolving market and quarterly fluctuations in our business; the effects of competition; and any adverse changes in our indirect channel relationships. These and other risks and uncertainties associated with our business are described in the company’s annual report on Form 10-K. The forward-looking statements in this presentation are made as of the date of the initial publication of this presentation, and we disclaim any obligation to update these statements at any time in the future.

Webex 42.10 Update Review

Webex Meeting 42.10 Update Review

Slipped Features

- Host Notification for Recordings Reaching Expiry (delayed to 42.11)

M	W	FedRAMP	VDI
✓	X	✓	✓

42.10
Available at GA

Host Can Grant Admins Access to Meeting Contents

Including Recordings, Transcripts, Highlights and Attendance Report

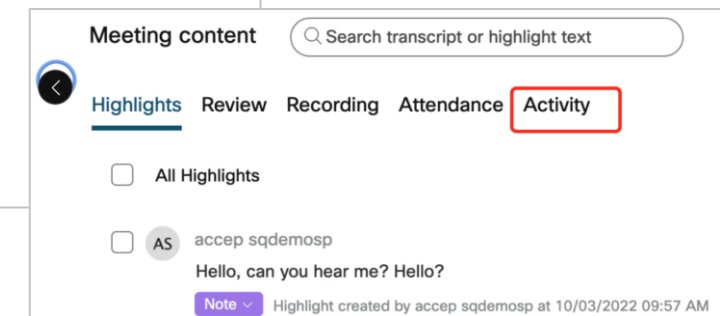
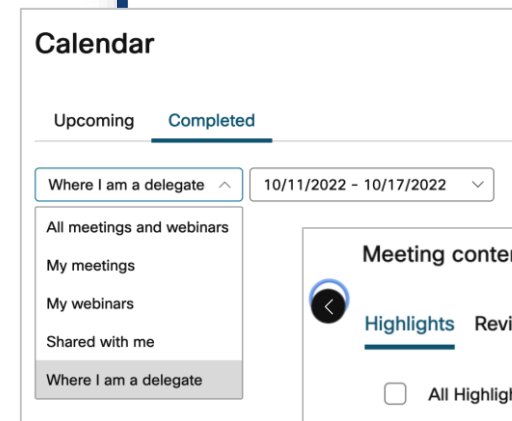
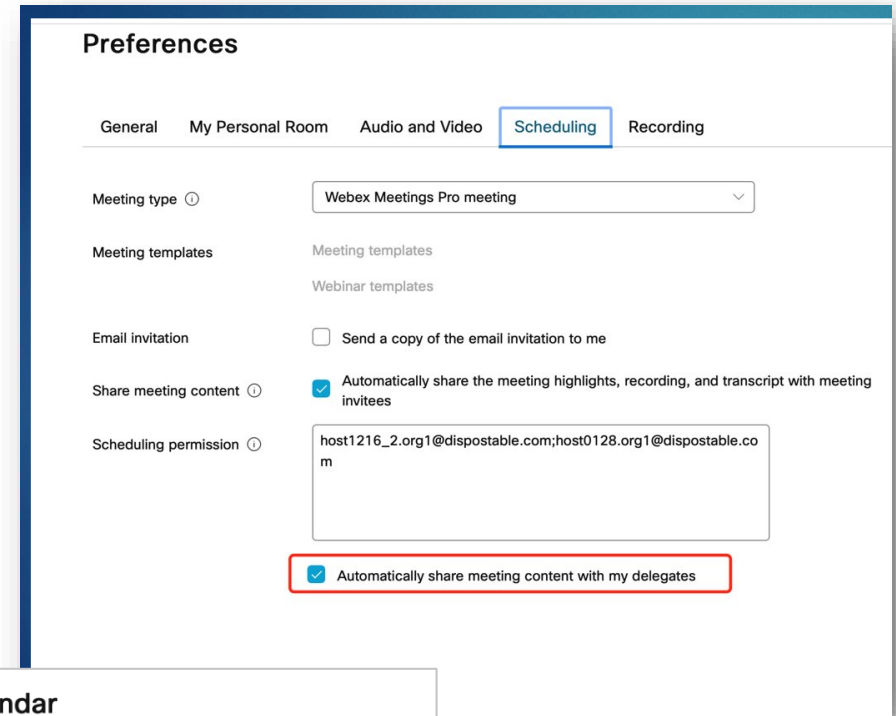
Today, only host has access to meeting contents for the meetings that the admin scheduled

Example: Problem for senior executive where their admin schedule their meeting on their behalf

In 42.10, host can share the meeting contents with his delegates in the scheduling tab of user preferences

2 ways for delegates to access the content:

- when content is ready, delegate will receive an email and can click on the access button to get to the content
- delegate can go to the Completed tab under Calendar on his home page, then select "Where I am a delegate" from the drop down and click on a meeting to access the content (note: delegate has no access to Activity tab)



Milestones 42.11

Milestones: Webex Release 42.11

These dates, and features shown, are still subject to change.



Webex Meetings Feature Areas that might potentially apply

Webex Meetings Feature Areas	Slow Channel Customers	VDI Customers on Latest Channel
Webinars	X	✓
Pre-Meeting Experience	✓	✓
In-Meeting Experience (except Web App or Progressive Web App on Chrome OS)	X	X
Web App or Progressive Web App (PWA) on Chrome OS	✓	✓
Slido	✓	✓
Video Device and Media Enhancement	X	✓
Post Meeting Experience	✓	✓
Administration Experience (Page Component)	✓	✓
Webex Meetings API	✓	✓
Webex Meetings VDI (aligned with slow channel release since 42.6)	✓	✓
Mobile	✓	✓

Snapshot

Webex Meetings Suite Feature Snapshot: 42.11 Update

Meetings/Webinar Experience



Webinars

- Change Registered Attendee Status to Pending
- Webex Scheduler Supports Webinars
- Forced Authentication before Joining Webcast

Pre-Meeting

- New Lobby Control for Personal Room Meetings
- Users Waiting in Lobby are Divided into Groups
- Automatic Install of WebView2 Runtime (Windows)
- Webex Scheduler Login Preferred Site by Default
- Room Devices Support in Webex App Scheduler

In-Meeting

- New Webex Whiteboard General Availability
- Edit Display Name Inside Meetings
- Make Webex Assistant Available by Default

Slido

- Participants Withdraw Replies to a Question
- Create a New Modal from Slido Administration
- Typing Indicator in Administration
- Slido for Powerpoint and Switcher Available for Orgs in US Datacenters
- Ability to Change Settings when Poll is Live
- Accessibility Improvements for Slido Webex Sidebar


Post-Meeting

- Host Notification for Recordings Reaching Expiry

Administration

- Admin Control to Use Camera for Content Share
- New Granular Controls over Internal Meetings
- Custom Dictionary for Closed Captions and Transcripts

Mobile app



Android

- New Webex Whiteboard GA
- Edit Display Name Inside Meetings

iOS

- New Webex Whiteboard GA
- Edit Display Name Inside Meetings

Webex App & Devices Snapshot: 42.11 Update

Webex App

General Update

- Default Landing Screen for Mobile Platform
- Set Your Pronouns
- Granular Notification Control (Beta)

Messaging

Calling

- Move Mobile Call to Meeting (Webex Go)
- Music Mode on iOS
- Misc Webex App Calling Deliveries

Devices

RoomOS October Unannounced but Released Features

- Webex Assistant Support for Portuguese
- Calling Features for Video Devices
- Allow List Support for Camera and Microphone Access (Webview)
- New Whiteboarding Experience

RoomOS November Features

- New in-room Booking UI and Support for Desk Series
- Provisioning Macros from Control Hub
- RoomOS 11 Full GA
- AirPlay Support
- Zoom Button and In-Meeting Experience
- Navigator Support for Room Analytics and Occupancy Status
- Sync Room Resources into Workspaces

Webex Administration, Troubleshooting & More - October

Configuration

- Assign Meeting Site Accounts to Users Outside of the Org
- New Site Admin User Experience Natively in Control Hub
- Simplify Azure AD Integration in Control Hub
 - Provision User on Demand
 - Group Objects Sync
 - Display Sync Summary and Sync Report

Troubleshooting

Monitoring

Vidcast Update for October

Administration Control Hub	<ul style="list-style-type: none">• V1 Control Hub Integration – Access Controls per user and template level
Vidcast Integrations	<ul style="list-style-type: none">• Slido• Socio• Webex Meetings – Import your recordings
End User Features	<ul style="list-style-type: none">• Home page with personalized “For you” Recommendations• Sharing Modal Updates• Your Insights• Trim & Clip Video• Stitch together multiple videos (up to 6 segments)• Search, Sort & Filter• Personal Collections• Email Share Enhancements• Integration with Slido• Integration with Webex Events (Formerly Socio)• Webex Recordings Integrations

Announcements

Unable to Schedule Webex Events (Classic)

Starting **April 1, 2023** for All Customers (including Slow Channel)

Webex Webinars provides customers with more engaging experience and advanced functions, including:

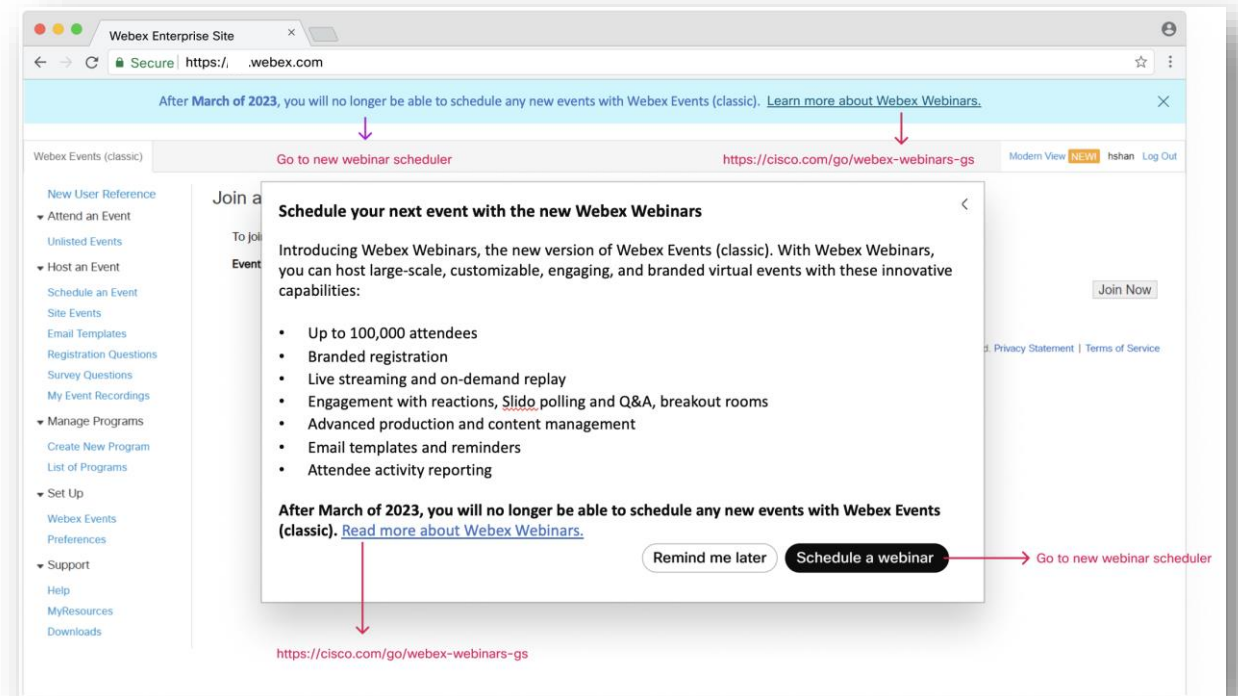
- Rich branding options
- High motion video and audio content share
- Engagement with reactions, Slido poll and Q&A, and breakout sessions
- Advanced production and content management

Starting in 42.9, Events (classic) can't be scheduled or edited the start date that's past April 1, 2023

Starting April 1, 2023

- No more Events (classic) can be scheduled but host can start, edit (except rescheduling) or cancel any pre-scheduled sessions
- Host needs to schedule using Webinars

Start using Webex Webinars today and if desired, customers can disable Events (classic) by following [these steps](#)



Changes in Retention Policy for Post Meetings Data

Remove the “indefinite” retention period option

Customers with Pro-pack

Webex Meetings Retention Policy

Retention policy
Retention time period for Webex Meetings data. Meetings data includes recordings, transcripts and highlights.

Indefinitely *To be removed*

Custom retention time between 7 and 3600 days
_____ days

Webex Meetings Retention Policy

Retention policy
Retention time period for Webex Meetings data. Meetings data includes recordings, transcripts and highlights.

360 days

Custom retention time between 7 and 3600 days
_____ days

Deleted recording
After a recording is deleted by the host, the deleted recording:

Purged within 30 days

Follow the retention policy

Cancel Save

- Max retention period is 3600 days (10 years)
- Options to purge deleted recordings: 30 days or follow retention policy
- Effective Date: March 2023

Customers without Pro-pack

Webex Meetings Retention Policy

Retention policy
Retention time period for Webex Meetings data. Meetings data includes recordings, transcripts and highlights.

Indefinitely *To be removed*

Custom retention time between 7 and 3600 days
_____ days

Webex Meetings Retention Policy

Retention policy
Retention time period for Webex Meetings data. Meetings data includes recordings, transcripts and highlights.

360 days

Custom retention time between 7 and 3600 days
_____ days

Deleted recording
After a recording is deleted by the host, the deleted recording:

Purged within 30 days

Follow the retention policy NEW

Cancel Save

- Max retention period is 360 days (1 year)
- Deleted recordings will be purged in 30 days (can't be changed)
- Effective Date: January 2023

After effective date, existing customers with retention period “indefinite” will have it set to 360 days (1 year)

ACTION: For existing customers with indefinite retention period and don't want it to be 1 year, they can customize the retention period before the effective date

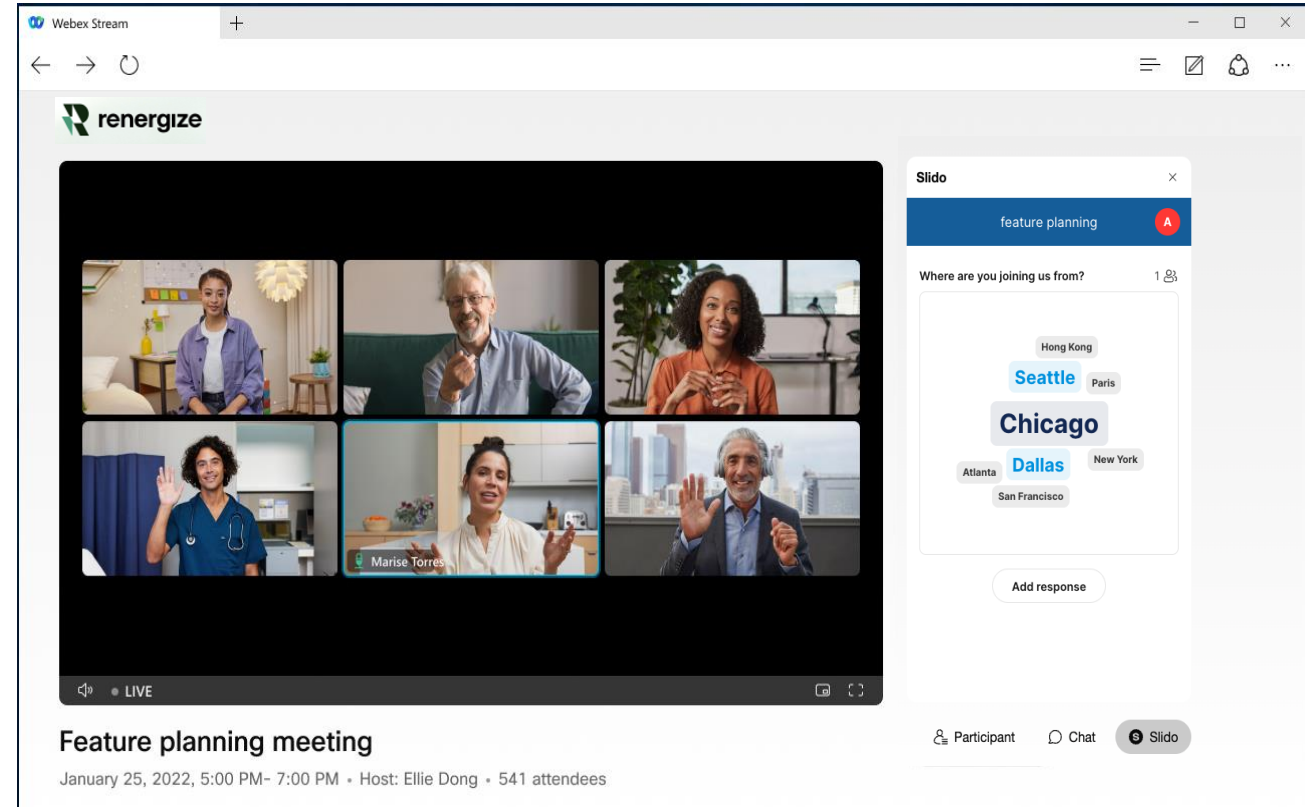
Post meetings data includes recordings, transcripts and highlights

New Webcast Experience for Attendees

Pre-announcing new UX coming in December

Modernized Webcast view with improved experience for host/cohost and attendees:

- Slido is available for polling and Q&A
- Improved 1080p video quality with options of 360p/720p/1080p
- Attendee view can be maximized to full screen in browser
- Custom logo on the Webcast view page
- Many more improvements highlighted in the help doc that will be available



Webex Webinars

M	W	FedRAMP	VDI
X	✓	✓	✓

42.11
Available at GA

Change Registered Attendee Status to Pending

For Webinars and Webcast

For registered attendees who have been approved or rejected, host can change their status to “pending” in the Manage registration page

For status change “approved → pending”, users will receive an email indicating that their registration have been cancelled. However, no email will be sent for status change “rejected → pending”

Note: this feature is available in Events (Classic) today

The screenshot shows the Webex interface for managing registrations. The left sidebar contains navigation options: Home, Calendar, Recordings, Preferences, Insights, Support, and Download. The main content area is titled 'Manage registration' and shows a list of attendees. The list has columns for Status, Name, Email address, Registration time, and Registration ID. Five attendees are currently 'Accepted' and are selected. At the bottom of the list, there are two buttons: 'Change status to pending' (highlighted with a red box) and 'Decline'. Below the buttons, it says '5 selected'. The bottom right corner shows pagination: '1-10 of 100' and '1 of 10'.

Status	Name	Email address	Registration time	Registration ID
Accepted	Haifeng 1	quziyue1216@163.com	05/23/2019 7:23 PM	123456
Accepted	Haifeng 2	quziyue1216@163.com	05/23/2019 7:23 PM	123456
Accepted	Haifeng 3	quziyue1216@163.com	05/23/2019 7:23 PM	123456
Accepted	Haifeng 4	quziyue1216@163.com	05/23/2019 7:23 PM	123456
Accepted	Haifeng 5	quziyue1216@163.com	05/23/2019 7:23 PM	123456
Accepted	Haifeng 6	quziyue1216@163.com	05/23/2019 7:23 PM	123456
Accepted	Haifeng 7	quziyue1216@163.com	05/23/2019 7:23 PM	123456

M	W	FedRAMP	VDI
X	✓	✓	✓

42.11
Custom Schedule

Webex Scheduler Supports Webinars for M365 Customers

Host can schedule Webinars using Webex Scheduler

Invitees added in Outlook are panelists for the webinar. Host will receive a separate invite that he needs to forward to attendees

After webinar has been created, Webex scheduler has a link available to bring up the webinar detail page for editing:

- Add background music, upload material etc.
- Edit other options that aren't available on Webex scheduler

Unsupported features:

- On Premise Exchange
- Recurrence Webinars
- Schedule on behalf

Note: For Webcast, create a webinar in Webex Scheduler and then go to webinar detail page to make it a Webcast

The image displays three sequential screenshots of the Cisco Webex Scheduler interface:

- First Screenshot:** Shows the user profile for Catherine Sinu and the 'Webinar' tab selected. A red box highlights the 'Add Webex webinar' button at the bottom.
- Second Screenshot:** Shows the 'Webex webinar' configuration page. A tooltip over the 'Webinar password' field states 'This password is for attendees only.' A red box highlights the link 'Continue to edit other advanced settings in Webinars' at the bottom.
- Third Screenshot:** Shows the 'Advanced settings' page for the webinar, including options for host information, join before host, audio connection type, and mute on entry.

M	W	FedRAMP	VDI
X	✓	X	✓

42.11
Available at GA

Forced Authentication before Joining Webcast

Via Enabling **Authenticated sign in** Control Hub Option

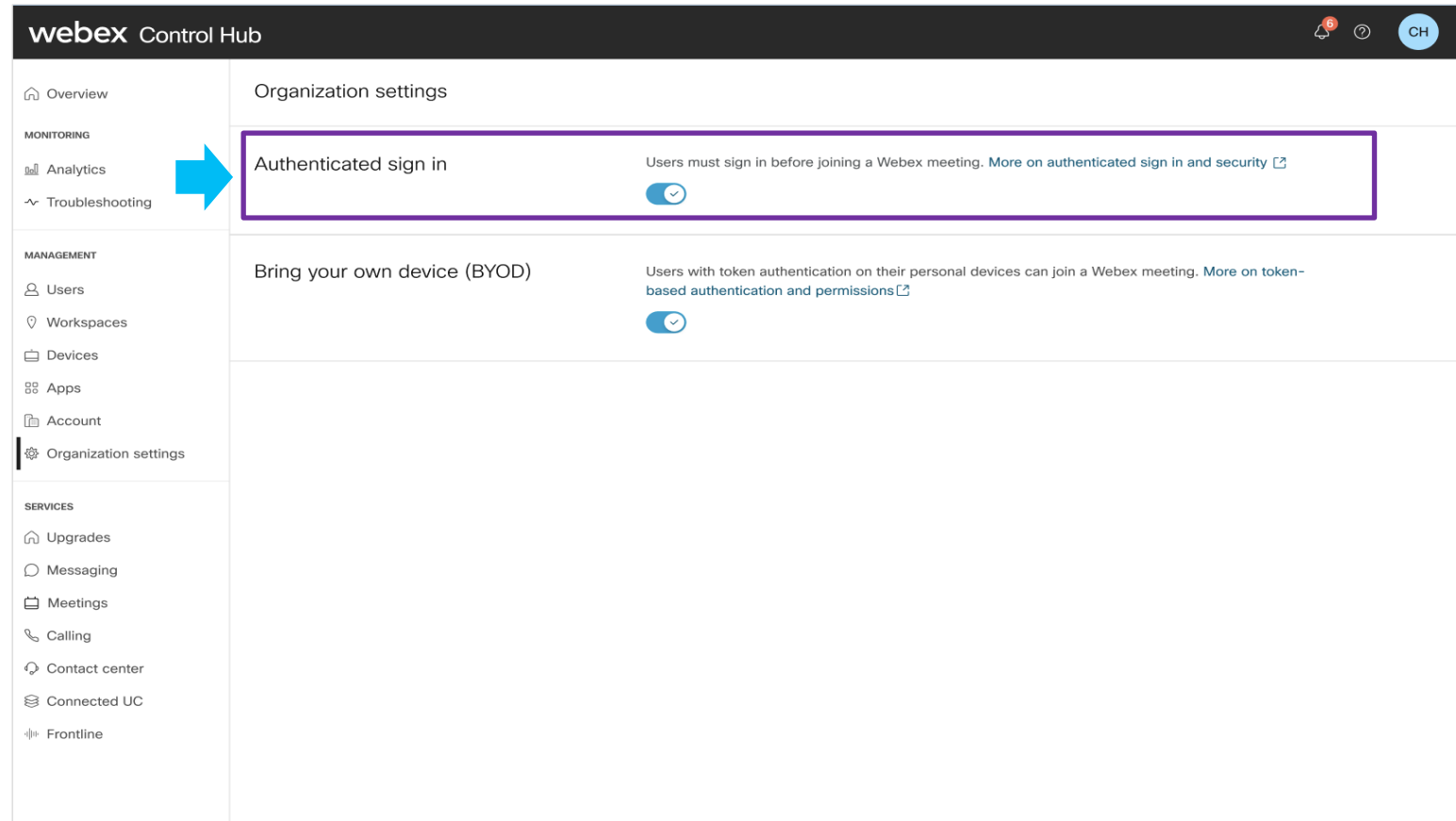
IT admin can lock the company device to allow only authenticated company users to join Webcast using that device

Apply to internal or external hosted Webcast

Similar Collaboration Restriction feature that works on Meetings and Webinars and now apply to Webcast as well

Leverage the registry key/token set on the device. Refer to this [help article](#) for detail on setting up the token

Without the registry key, if **Authenticated sign in** is enabled, the restriction policy of the org that owns the claimed email domain will apply



Webex Meetings Pre-Meeting Experience

M	W	FedRAMP	VDI
✓	X	✓	✓

42.11
Custom Schedule

New Lobby Control for Personal Room Meetings

New : Personal Room Lobby settings

Previously:

Guests = Unverified Users and verified (authenticated) External Users

This can lead to lobby bloat in large meetings and a tendency for hosts to “admit all” rather than admit individual users

New Settings in 42.11:

Separate lobby controls for unverified users and verified external users

Allows administrators to apply different sets of controls for these groups of users and reduce lobby bloat and meeting fraud

Personal Room Security

Everyone in your organization can always join unlocked meetings.

Choose what happens for unverified users for unlocked meetings:

- They can join the meeting
- They wait in the lobby until the host lets them in
- They can't join the meeting

Choose what happens for verified external users for unlocked meetings:

- They can join the meeting
- They wait in the lobby until the host lets them in
- They can't join the meeting

M	W	FedRAMP	VDI
✓	✗	✓	✓

42.11
Available at GA

Users Waiting in Lobby are Divided into Groups

Previously:

Users waiting in lobby are shown as one list without grouping

Hard for host to identify and admit individual users especially in large meetings and thus, a tendency for host to “admit all”

New UI in 42.11:

Users waiting in lobby are grouped into internal, external and unverified

Allows host to see which groups the users belong and can easily admit them based on groups

The image shows a transition from an old lobby view to a new grouped view. On the left, the 'Participants (12)' window shows a flat list of users: Clarissa Smith (Host), Umar Patel (Presenter), Henry Riggs, Isabella Brennan, Kristin Stone, Marise Torres (@example.com, Second line), and GREAT WALL. A 'View' button is highlighted with a purple arrow pointing to the right. On the right, the '4 participants are waiting in the lobby' window shows a grouped list:

- Internal (i)
 - Kristine Stone (cisco.com)
- External (i)
 - Murad Higgins (ibm.com)
 - Molly (ibm.com)
- Unverified (i)
 - Emily

 Callouts explain: 'These users are signed in but are not part of your organization.' (pointing to External) and 'These participants aren't authenticated or signed in so Webex can't verify their identities.' (pointing to Unverified). A legend on the far right shows three categories: Internal Users (Authenticated) in green, External Users (Authenticated) in blue, and Unverified Users (Not Authenticated) (Not Signed In) in red. The bottom of the new window has 'Select all', 'Admit', and 'Remove' buttons.

M	W	FedRAMP	VDI
✓	✓	✓	✓

42.11
Available at GA

Automatic Install of WebView2 Runtime for Windows

WebView2 is used as an embedded browser by the Windows client

Problem:

Currently, WebView2 is distributed as a Fixed Version of the Runtime with the following disadvantages:

- No automatic update and must be updated periodically along with the app update using a newer version of WebView2 Runtime
- Need more disk space on the app computer as there are multiple WebView2 versions installed

Resolution:

Distribute WebView2 using the Evergreen Runtime by initially installing an online bootstrapper onto the app computer and afterwards, WebView2 Runtime could be updated automatically

More information on WebView2 Runtime can be found in [Microsoft Document](#)

M	W	FedRAMP	VDI
✓	✓	✓	✓

42.11

Available at GA

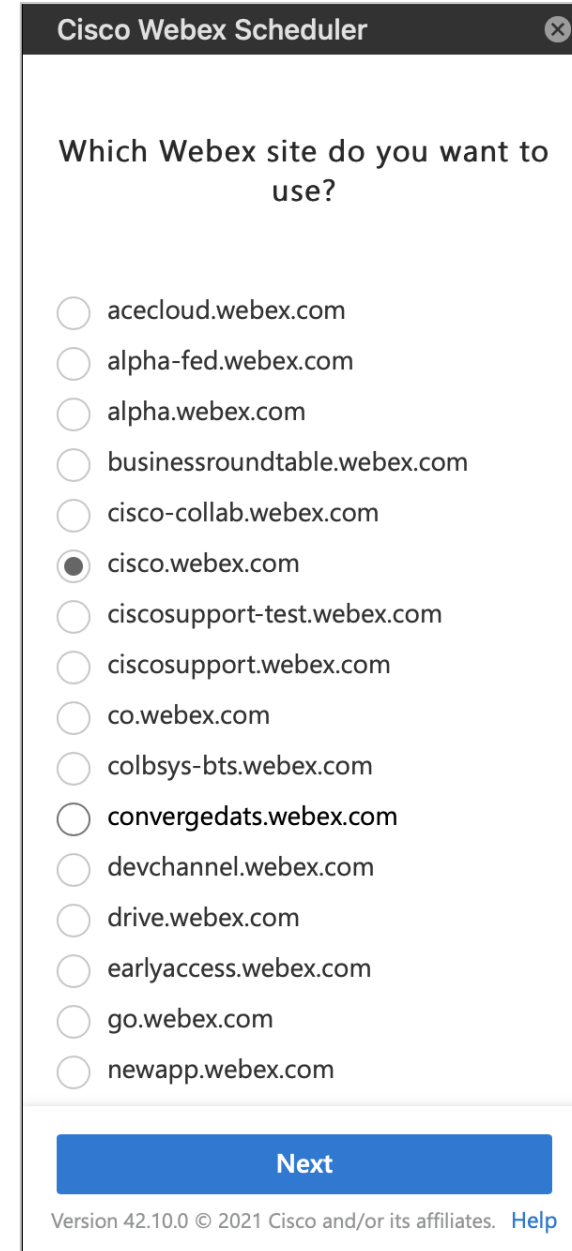
Webex Scheduler Login Preferred Site by Default

Previously, users need to manually select a site for Webex Scheduler to login and schedule meeting

In 42.11, Webex Scheduler will automatically select the user's preferred site to login to schedule a meeting

Users can change their preferred site in Webex App preferences

Admin can use CSV import/export in Control Hub to perform a bulk update on users' preferred site setting



M	W	FedRAMP	VDI
✓	✓	✓	✓

42.11
Custom Schedule

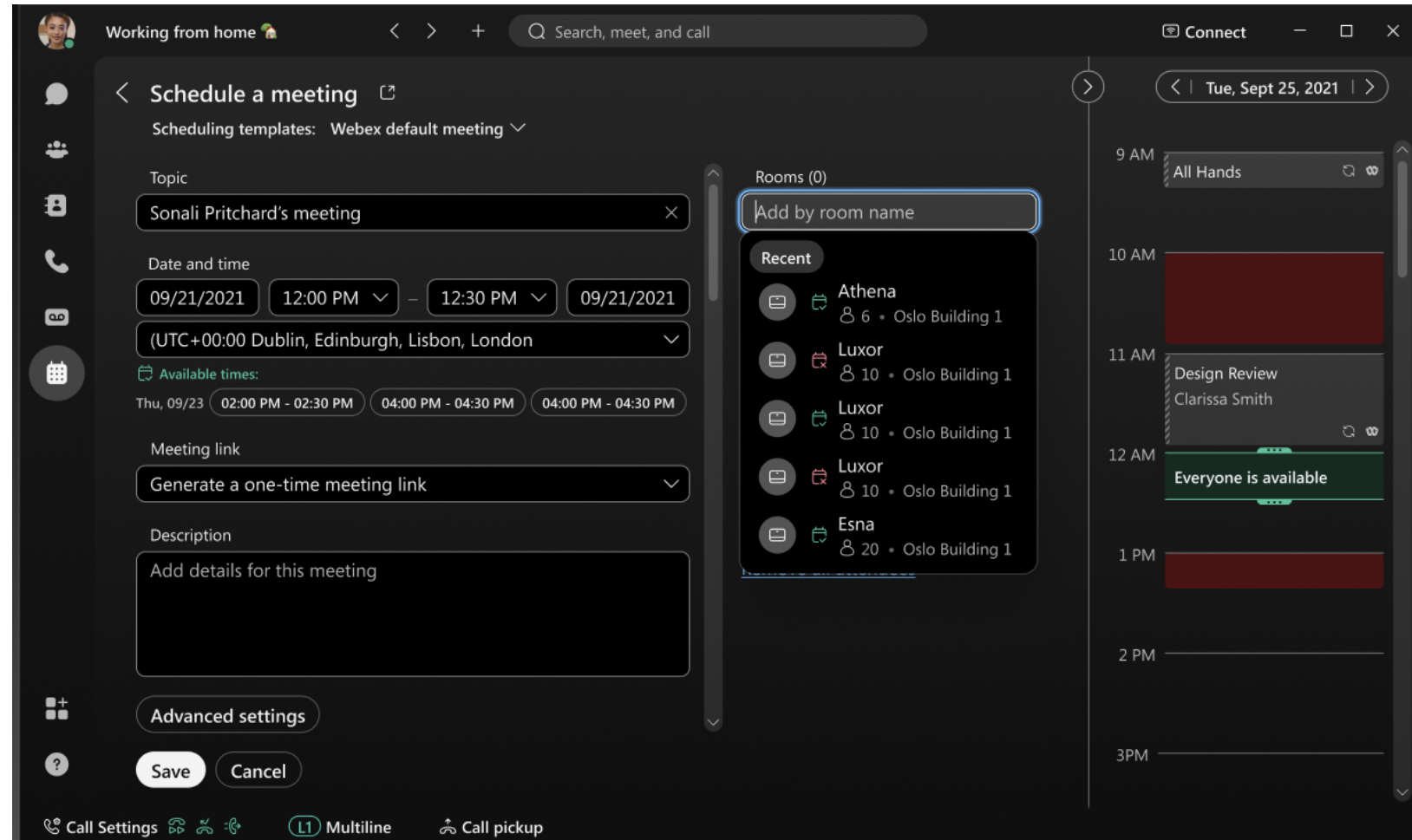
Room Devices Support in Webex App Scheduler

For Scheduling Meetings on Windows and Mac

At schedule time, hosts can search and book a room for the meeting

Icon color shows room availability

Users must have Hybrid Calendar service enabled



M	W	FedRAMP	VDI
✓	✓	✓	✓

42.11
Custom Schedule

Room Devices Support in Webex App Scheduler

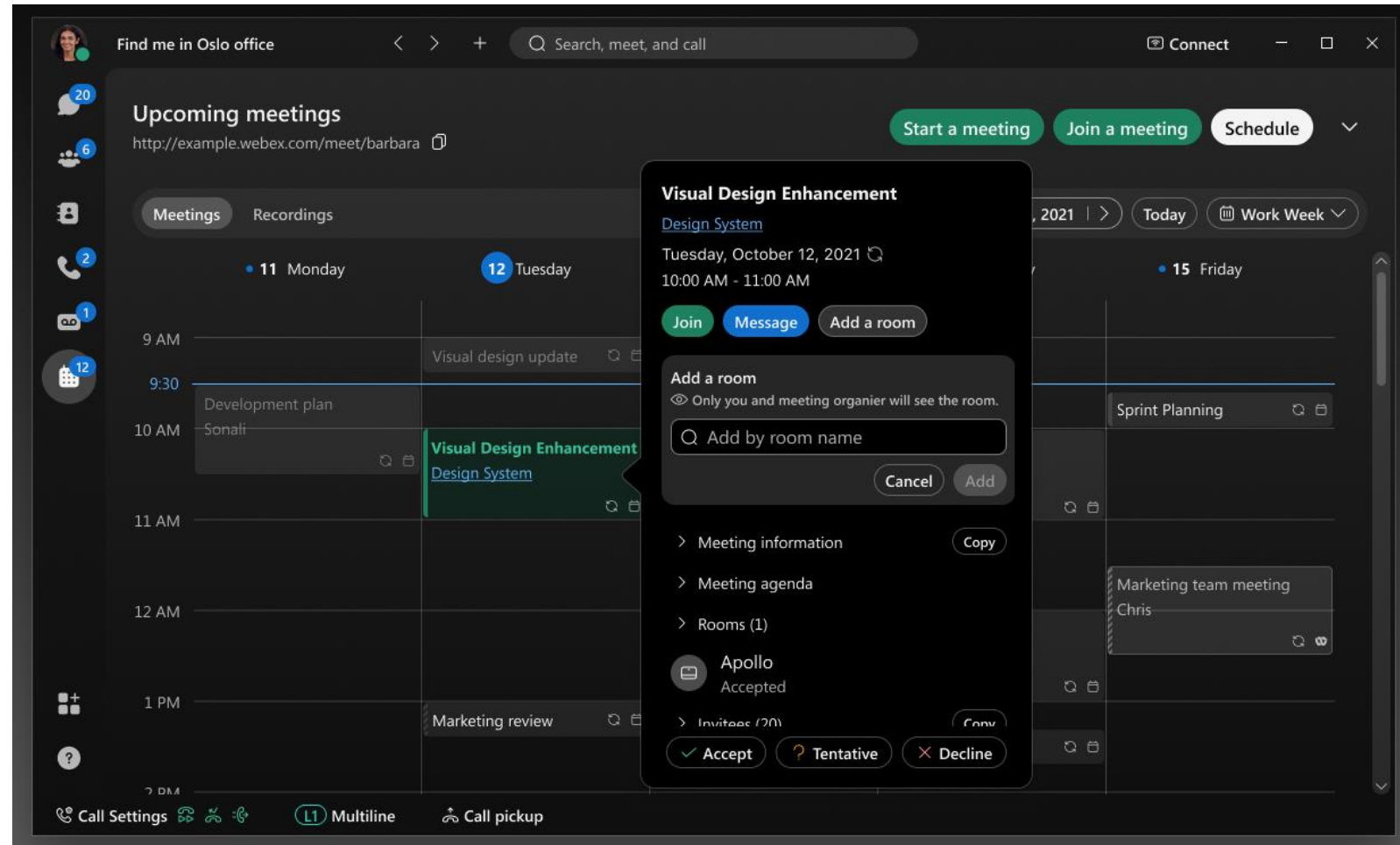
Add Room to an Already Scheduled Meeting

Invitees can search and add rooms directly from the calendar to a scheduled meeting

Room dropdown shows its availability

Room acceptance will be displayed once it's been added

Require Hybrid Calendar service



Webex Meetings In-Meeting Experience



Win	Mac	iOS	Android	Web	M	W	FedRAMP	VDI
✓	✓	✓	✓	✓	✓	✓	X	X

New Webex Whiteboard General Availability

42.11
Available at GA

For Webex App and Webex Meetings App on Desktop

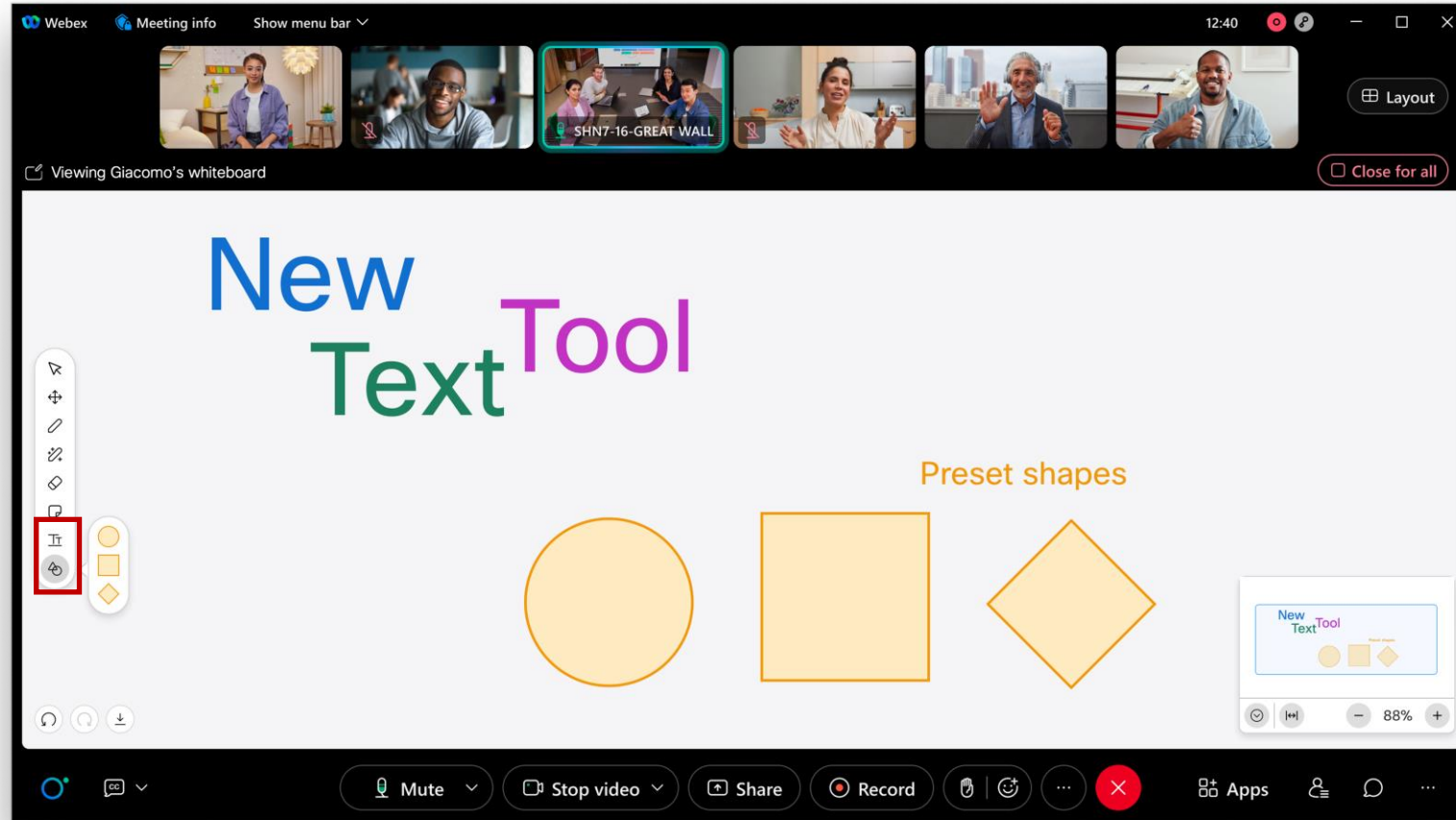
Start the whiteboard session in the more “...” menu

Allow user interactions on the whiteboard between apps and devices

All whiteboards are saved automatically in whiteboard.webex.com and can be shared with other users

New tools added since last beta release:

- Text
- Built-in Shapes
- Lasso-selection on objects





Win	Mac	iOS	Android	Web	M	W	FedRAMP	VDI
✓	✓	✓	✓	✓	✓	✓	✓	✗

42.11
Custom Schedule

Edit Display Name

Inside Meetings, Webinars and Webcast

Host/cohosts can edit display name of any meeting participants or webinar panelists from the participants list or video thumbnails

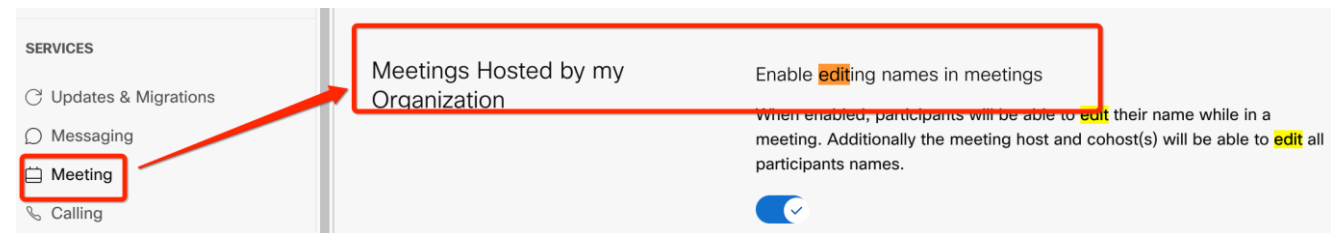
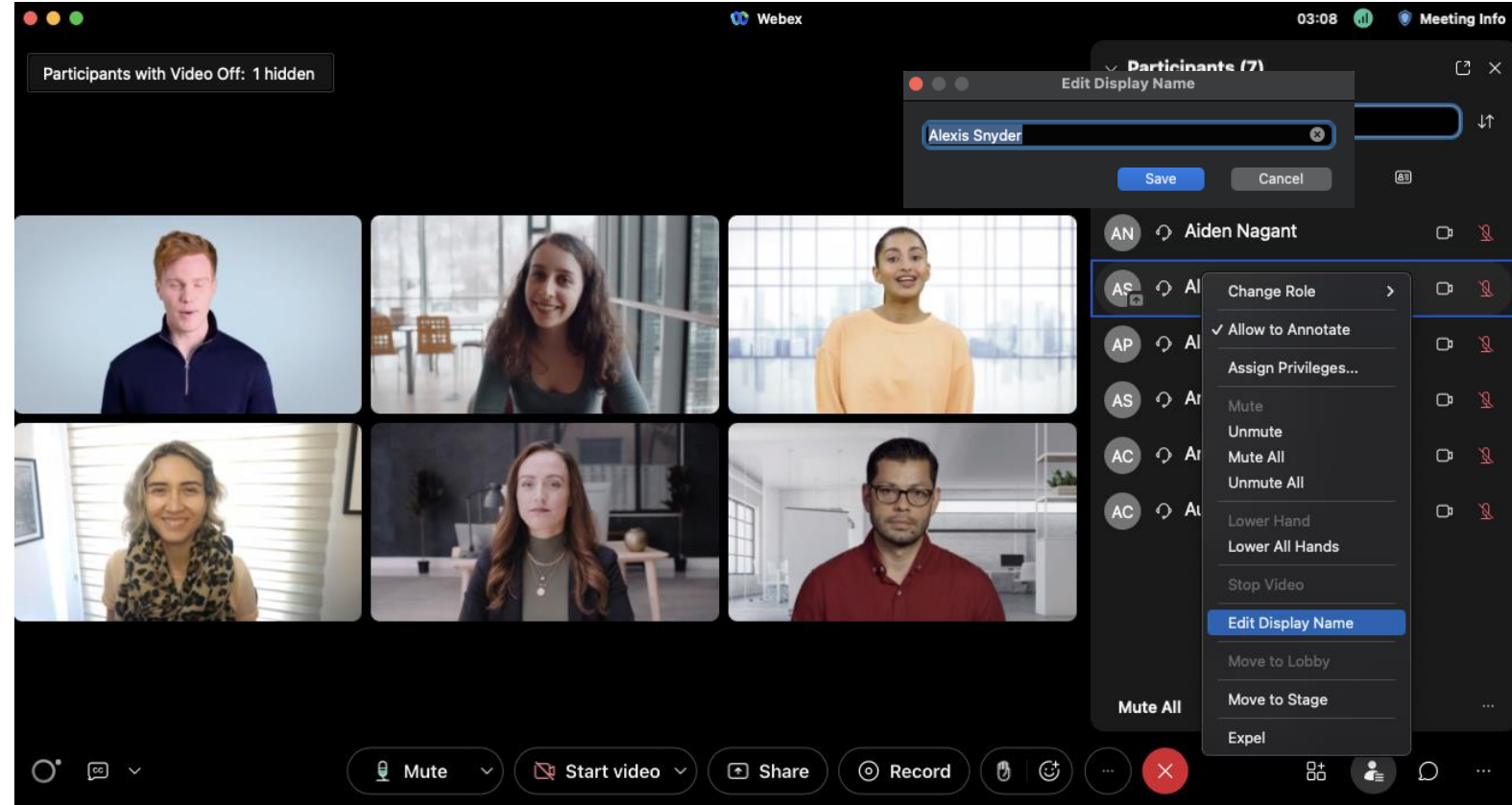
Anyone can edit his/her own name

Device name can be edited on app but edit can't be done on device UI

Once edited, name will be seen by all participants and across platforms (chat, devices, recordings, live stream and reports etc..)

Recordings and reports always show the last-edited name of the users

Option to disable feature in Control Hub



Win	Mac	iOS	Android	Web	M	W	FedRAMP	VDI
✓	✓	✓	✓	✓	✓	✓	X	X

42.11

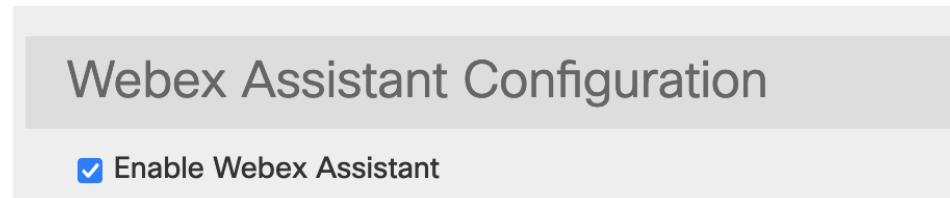
Independent Schedule

Make Webex Assistant Available by Default

For All Customers (Including Slow Channel)

Starting November, Webex Assistant will be available by default for host to use unless the site admin option has been manually unchecked

Note: this change won't tie to the site upgrade



Host needs to enable it on the client before it is active. For scheduled meetings, host can set it (on the web scheduler) to enable automatically when meeting starts

Existing customers who prefer not to have Webex Assistant available by default, they can go to site admin to check the box → click save and then uncheck the box → click save before November

Slido Update

more product details see <https://community.sli.do/product-news-23>

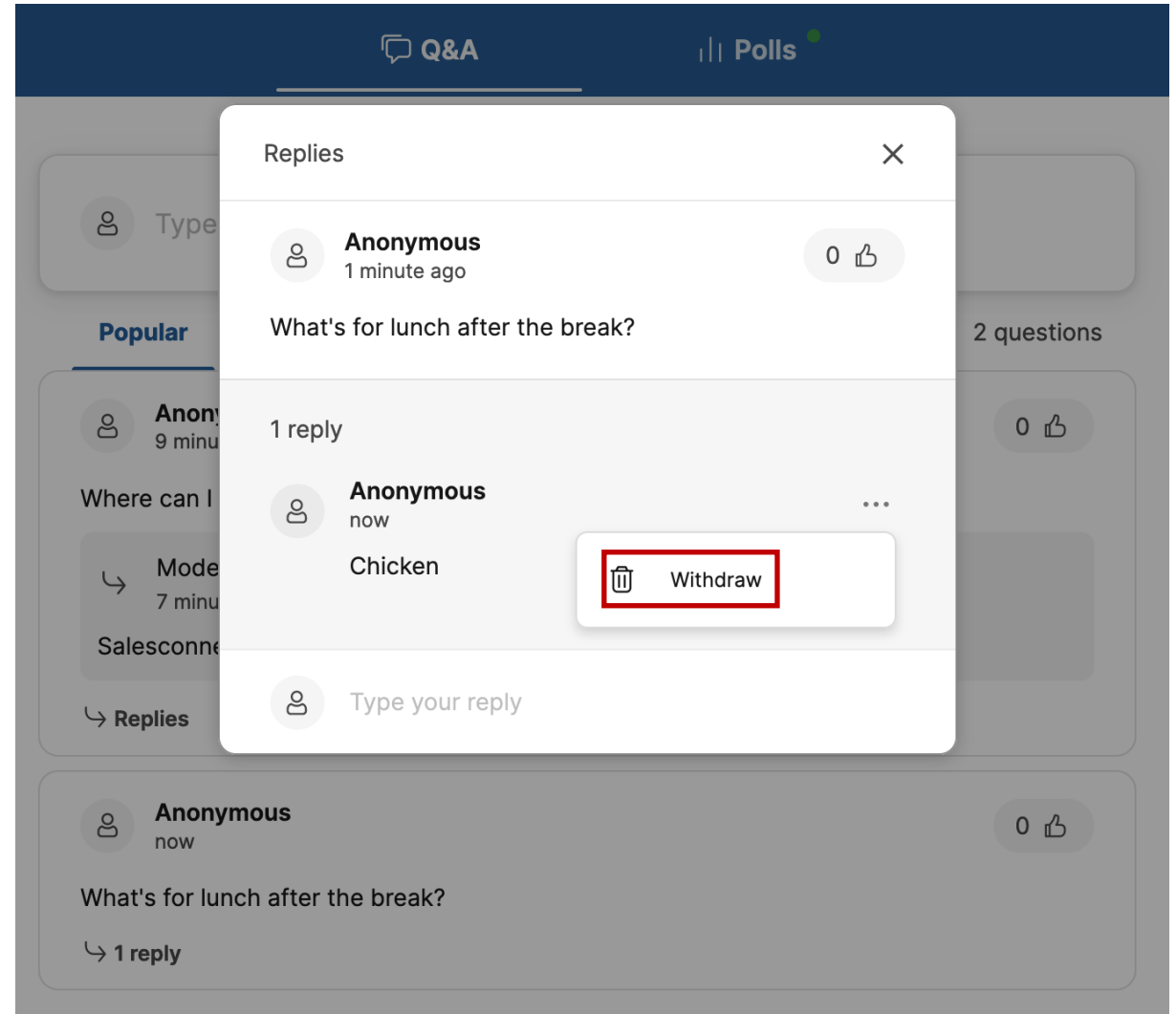
M	W	FedRAMP	VDI
✓	✓	X	✓

42.11
Available at GA

Participants Withdraw Replies to a Question

Participants can withdraw their replies to a question (similar to withdrawing a question)

Withdrawn submissions are anonymized



M	W	FedRAMP	VDI
✓	✓	X	✓

42.11
Available at GA

Create a New Modal from Slido Administration

For Slido Standalone

Improve user activation via simplifying “Schedule Slido Modal” in the standalone product

Remove the “event code” and “invite collaborators” input fields but they are still available under “Event Settings”

Goal is to make it easier and faster for new users to get on board and at the same time, minimize the impact to the experienced users’ flow

Current Design in Slido Standalone



New Design

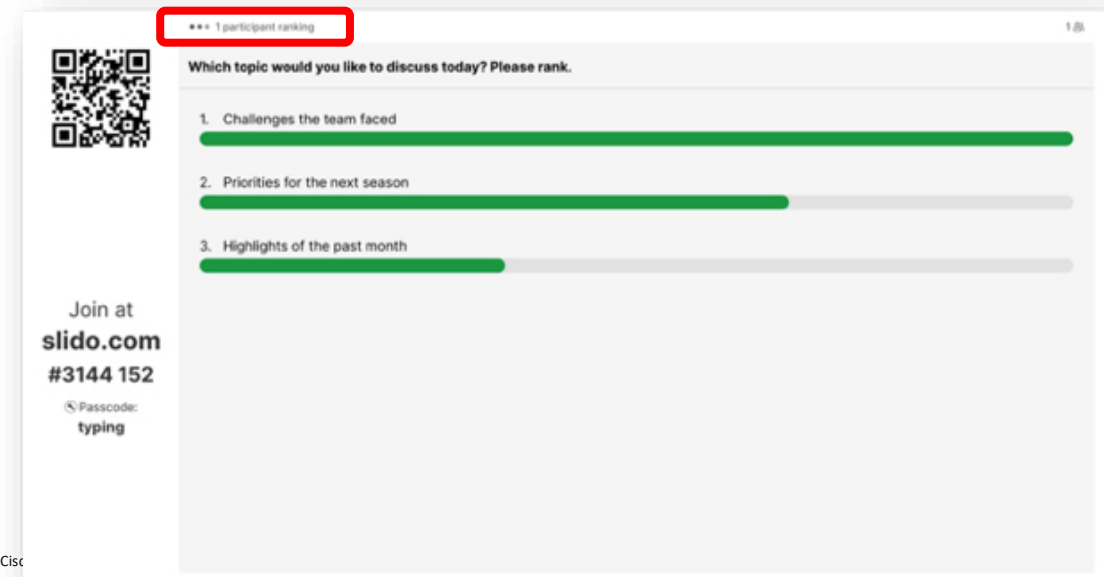
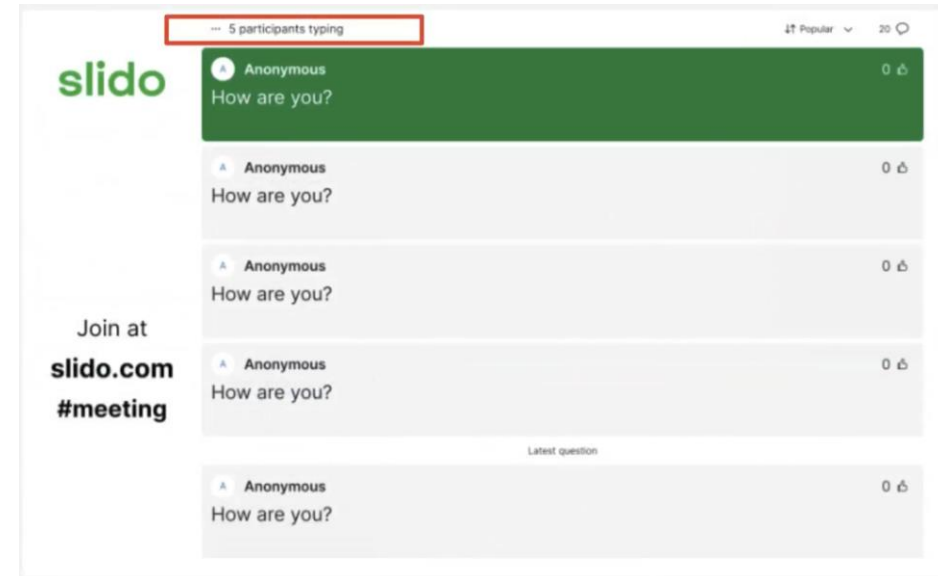
M	W	FedRAMP	VDI
✓	✓	X	✓

42.11
Available at GA

Typing Indicator in Administration

Typing indicator is available in poll and Q&A so Slido admin won't miss anyone's responses before moving onto the next one

In addition, the number of participants responding is shown next to the indicator



M	W	FedRAMP	VDI
✓	✓	X	✓

42.11
Available at GA

Slido for Powerpoint and Switcher are Available

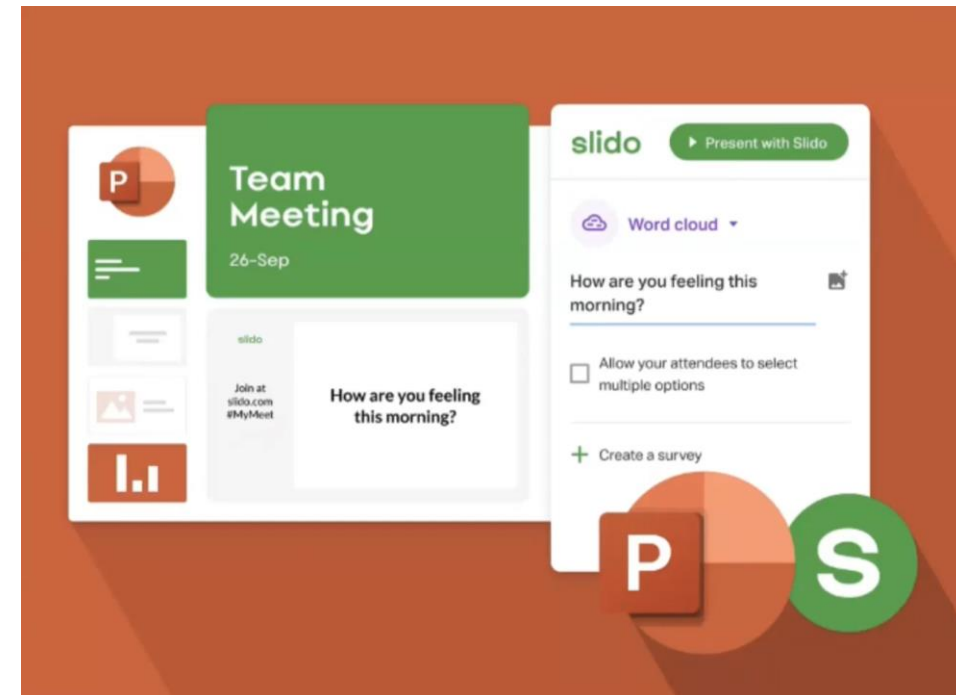
For Orgs in US Data Centers

Slido for Powerpoint and Slido Switcher are now available for organizations who host their Slido data in US Data Centers

For more information on the apps, refer to the respective community links below:

[Slido for Powerpoint](#)

[Slido Switcher](#)



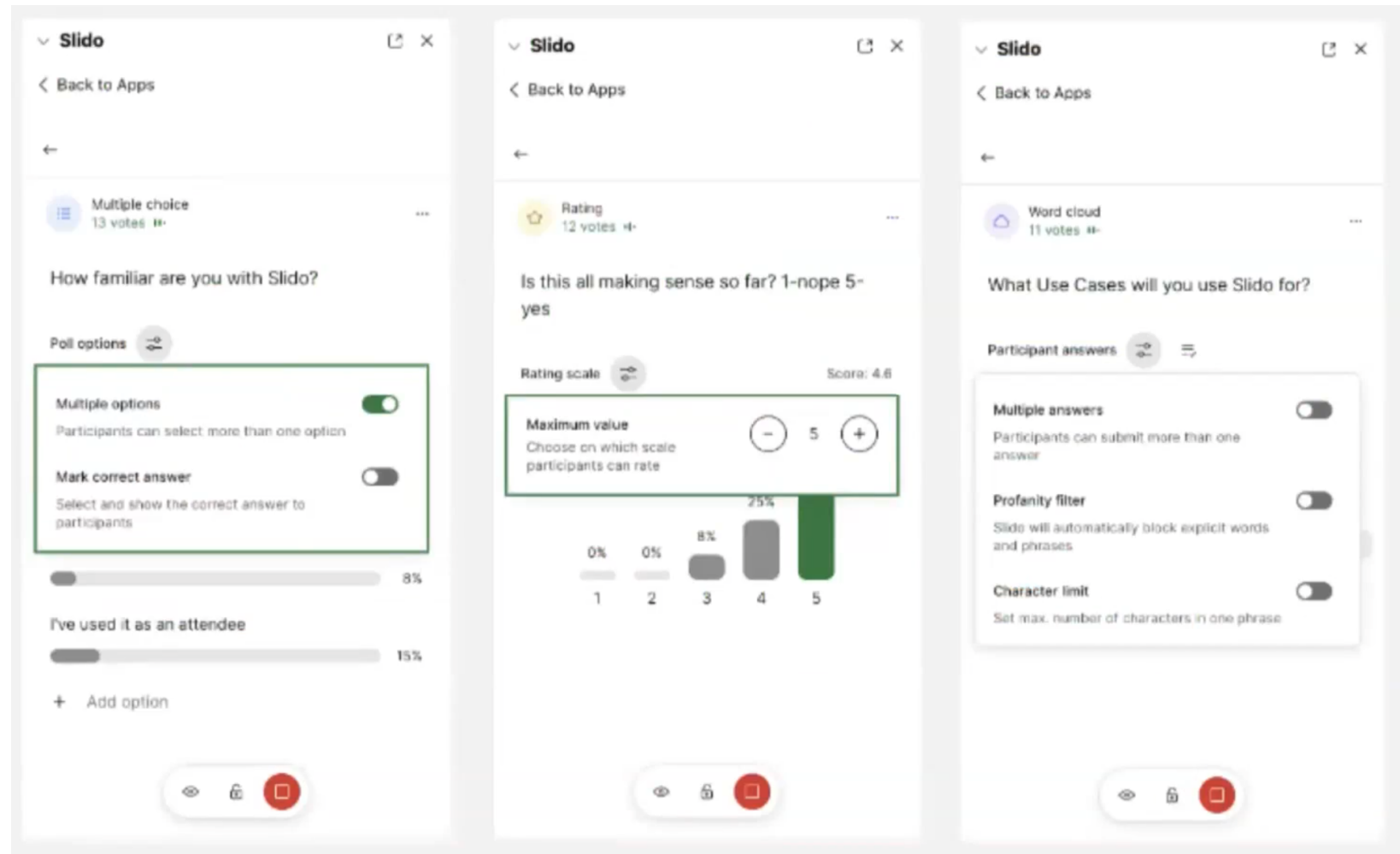
M	W	FedRAMP	VDI
✓	✓	X	✓

42.11
Available at GA

Ability to Change Settings when Poll is Live

Update the settings while poll is active without turning it off for participants

Provide host an easy way to update the settings without interrupting the poll



M	W	FedRAMP	VDI
✓	✓	X	✓

42.11
Available at GA

Accessibility Improvements for Slido Webex Sidebar

Focus:

- Manage keyboard focus more efficiently so users can navigate thru the interface easily

Screen Reader Announcements:

- Slido correctly announces the elements in the user interface and helps users to understand what content is being presented

Quiz Improvements:

- Timed questions are announced to let users know when a question is closed

Webex Meetings Post Meeting Experience

M	W	FedRAMP	VDI
✓	✓	✓	✓

42.11
Available at GA

Host Notification for Recordings Reaching Expiry

Based on Retention Policy

Helps Webex users to take appropriate action for their recordings before expiration to prevent inadvertent data loss

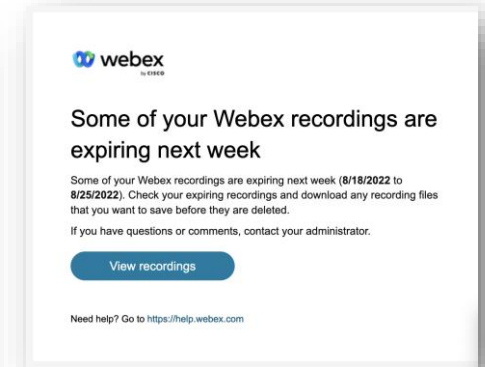
Email notifications will be sent on a monthly or weekly basis depending on the organization's retention period

- For customers with retention period set to more than 1 month, email notifications will be sent out on a monthly basis
- For customers with retention period set to less than 1 month, email notifications will be sent out on a weekly basis

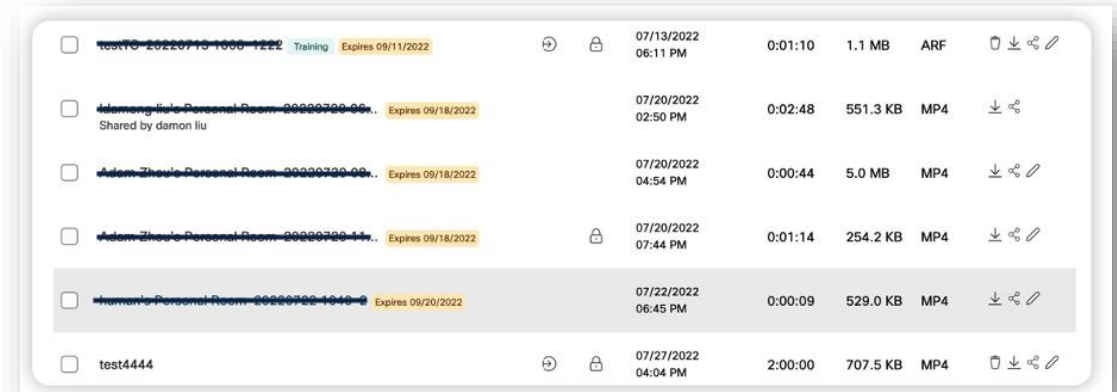
To reduce email notifications being sent out to inboxes, emails will only be sent if there are more than 1 recordings reaching expiry in the given period

- Emails will not be sent on a per recording basis

Expiring recordings will have expiration date tagged next to their names in the Recording tab



Expiring soon label appears next to recordings in the recordings tab on the Webex site



Administration Experience

M	W	FedRAMP	VDI
✓	✓	✓	✓

42.11
Custom Schedule

Admin Control to Use Camera for Content Share

Sharing

Enable sharing

Application sharing
 Desktop sharing
 File and whiteboard sharing
 Web browser sharing
 Camera

Application sharing
 Desktop sharing
 File and whiteboard sharing
 Web browser sharing
 Camera

Admin can set policy control for using camera to share content (camera tab in Content Share dialog will be removed when box is unchecked)

Apply policy on users, groups or organization level (part of Meetings Settings Template)

Block or permit usage in Internal or External meetings

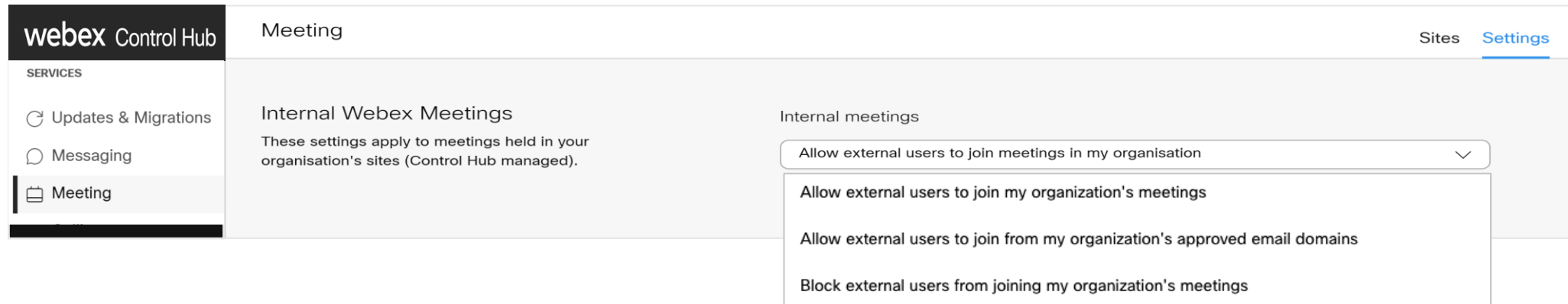
If it is blocked and users use the camera for content share, they will receive an appropriate notification

M	W	FedRAMP	VDI
✓	X	X	✓

42.11
Custom Schedule

New Granular Controls over Internal Meetings

In Control Hub



Previously, internal meetings access policy can only apply to both scheduled and Personal Room meetings without granular control over meeting type

In 42.11, granular controls are added such that certain internal meetings access policy can apply only to Personal Room meetings (see next few slides for available options)

Internal meetings access policy can be applied on users, groups or organization level

M	W	FedRAMP	VDI
✓	X	X	✓

42.11
Custom Schedule

Internal Webex Meetings Access Control

Option 1: Any external user can join Scheduled and Personal Room meetings (Default Setting)

No Change – same as previous

webex Control Hub

Meetings

Sites Settings Templates

Internal Webex Meetings Internal meetings

Allow external users to join my organizations meetings ✓

These settings apply to meetings held in your organization's sites (Control Hub managed).

M	W	FedRAMP	VDI
✓	X	X	✓

42.11
Custom Schedule





Internal Webex Meetings Access Control







Option 2: Default setting

Only users in approved domains can join Personal Room meetings


Any user can join scheduled meetings


webex Control Hub







-  Overview
-  Notifications center
- DATA**
-  Webex experience
-  Analytics
-  Troubleshooting
-  Reports

Meetings

 Sites

 Settings

 Templates

Internal Webex Meetings



These settings apply to meetings held in your organization's sites (Control Hub managed).

Internal meetings

Allow external users to join from my organizations approved email domains ▼

Apply these settings to Personal Room Meetings only ⓘ

Email domain

abc.com	
xyz.com	

This setting applies to Personal Room Meetings only. Any external user can join scheduled meetings in your organization.

M	W	FedRAMP	VDI
✓	X	X	✓

42.11
Custom Schedule

Internal Webex Meetings Access Control

Option 3: Default setting

No external users can join Personal Room meetings

Any user can join scheduled meetings

The screenshot shows the Webex Control Hub interface. The top navigation bar includes the 'webex Control Hub' logo and user profile icons. The left sidebar contains navigation options: Overview, Notifications center, DATA, Webex experience, Analytics, Troubleshooting, and Reports. The main content area is titled 'Meetings' and includes tabs for 'Sites', 'Settings', and 'Templates'. Under the 'Settings' tab, there is a section for 'Internal Webex Meetings' with the subtitle 'Internal meetings'. A dropdown menu is set to 'Block external users from joining meetings in my organisation'. Below this, a toggle switch is turned on and highlighted with a red box, with the text 'Apply these settings to Personal Room Meetings only ⓘ' next to it.

M	W	FedRAMP	VDI
✓	✓	✓	✓

42.11
Custom Schedule

Custom Dictionary for Closed Captions and Transcripts

Allow admin to specify custom keywords so words appear accurately in closed caption and transcripts (include recording transcript)

Keyword examples are acronyms, jargons, industry terms, product names, person's names etc..

Limit to max 100 keywords and support English only

The screenshot shows the 'webex Control Hub' interface. On the left is a navigation sidebar with sections: Overview, Alerts center, MONITORING (Analytics, Troubleshooting, Reports), MANAGEMENT (Users, Groups, Locations, Workspaces, Devices, Apps, Account), Organization settings (highlighted), and SERVICES (Messaging, Meetings, Calling, Contact Center, Connected UC, UCM Cloud). The main content area is titled 'Organization settings' and contains a 'Custom dictionary' section. It features a search bar with '5 keywords' and a 'Manage keywords' button. Below is a table of keywords:

Keyword ↓	Category	Context
<input type="checkbox"/> Cisco	Company name	Cisco's headquarters are in San Jose.
<input type="checkbox"/> CNAP	Company jargon	CNAP stands for Cisco Networking Academy Program.
<input type="checkbox"/> Vidcast	Product name	Vidcast is a great tool for asynchronous meetings.
<input type="checkbox"/> HaaS	Industry term	We plan to expand HaaS (Hardware as a Service) offers for our customers.
<input type="checkbox"/> Rishav	Person's name	Rishav has set up a meeting for our team.

At the bottom of the page, the 'Company Ltd' logo is visible.

Webex Devices

November RoomOS ToI

Contents

- 01 Introduction
- 02 Recap on RoomOS October
- 03 Features being announced

01 Introduction

Software Versions - RoomOS November

Scheduled for late November 2022 (subject to change)

On-premises registration. Webex Edge for Devices <u>without</u> Cloud Upgrade Mode enabled		Webex Edge for Devices linked devices <u>with</u> Cloud Upgrade Mode enabled		Cloud Registration	
DX, MX, SX	Room Series Board Series * Desk Series *	DX, MX, SX	Room Series Board Series Desk Series	DX, MX, SX	Room Series Board Series Desk Series
CE 9.15.13.0	RoomOS 10.15.4.1	CE 9.15.14.9	RoomOS 10.21.1.x	RoomOS 9.15.14.9	RoomOS 10.21.1.x

- CE 9.15.13.0 released May 18th, 2022
- RoomOS 10.15.4.1 released September 9th, 2022
- RoomOS 10.19.3.X expected by end of month
- CE/RoomOS 9.15.14.9 released July 12th, 2022
- RoomOS 10.20.1.X (October) scheduled for the 24th

- Board Pro, Desk Hub, and Desk Mini will require 10.11.2.x or later
- Room Bar will require 10.19.1.X or later

Availability Key



**Webex cloud
registered**

C



**Webex Edge for
Devices**

(assuming Cloud Upgrade mode
and Optimized Webex Meeting
experience enabled)

H



**On-premises
registered**

P



**Webex cloud
registered
(FedRAMP)**

FR

02

Recap

RoomOS October

Released in RoomOS October and More

Announced and Released in October

- RoomOS 11 Support for multi-screen systems

Announced but delayed until November

- New UI for in-room Booking and Support for Desk series

Unannounced but releasing in October

- Webex Assistant support for Portuguese
- Calling Features for Video Devices
- Allow list support for camera and microphone access (webview)
- New Whiteboarding Experience



Releasing in October

RoomOS 11 Support for Multi-Screen Systems

Support for systems with multiple screens

- Room 55 Dual
- Room Kit
- Room Kit Pro (QuadCam)
- Room Bar
- Codec Plus and Pro deployments

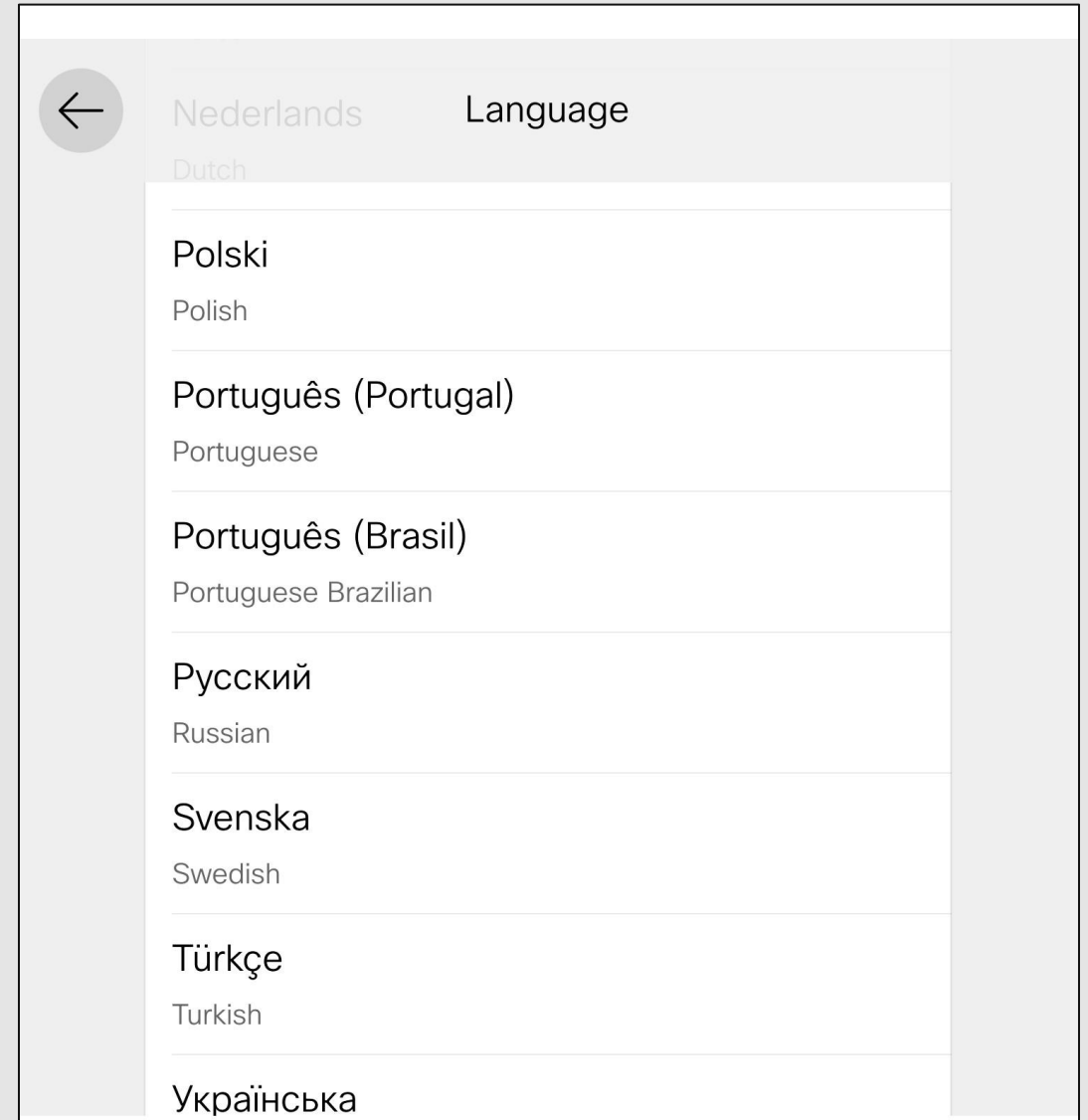
Brings feature parity with RoomOS 10 UI when it comes to share inputs displaying correctly on screens.



Releasing in October

Portuguese Support for Webex Assistant

- Users can now talk with the Assistant in Portuguese
- Available on the Desk, Room and Board series
- The Assistant language follows the device language
 - Select Portuguese as the device language



Calling Features for Video Devices

Adds PSTN inbound/outbound and DID to video devices

Support for Board, Desk and Room Series with:

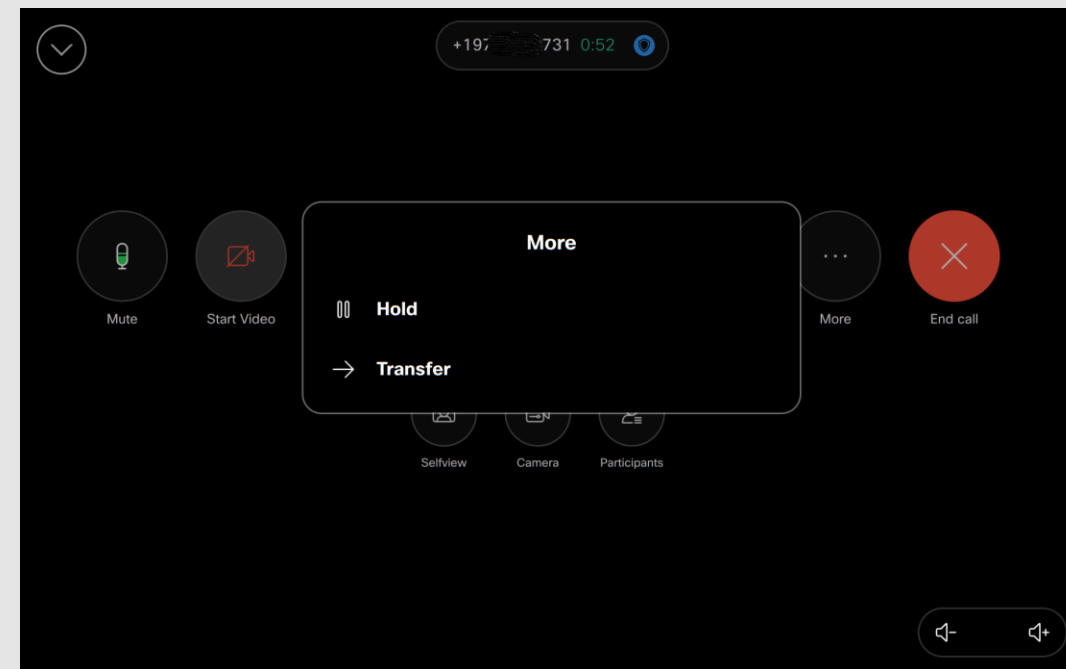
- Webex Calling
- Broadworks for Webex

In-Call Features

- Hold/Resume
- Transfer
- Conference
- Send and Receive Voicemail

HELD (HTTP Emergency Location Delivery)

- Supports routing to proper emergency services
- Integration with RedSky
- Route to emergency services based on physical location



Enhanced Emergency Calling



Enter the company ID and secret key that is used to configure RedSky for your organization to allow activation of individual locations in the US and Canada. This supports Nomadic E911 service and dynamic location detection.

You must configure Enhanced Emergency Calling settings in every U.S location to route emergency calls to RedSky. Make a 933 test emergency call from each of these locations to validate the correctness of emergency service address.

Company ID

a88c6909-75e6-4497-944a-52f27a7e

Secret Key

.....

Setup Status [In progress](#)

Allow List Support for Camera and Microphone Access

Adds to the list of allowed hostnames that have access to the specific media

- Camera
- Microphone

Kiosk mode, Web Apps, and Signare are primary use cases

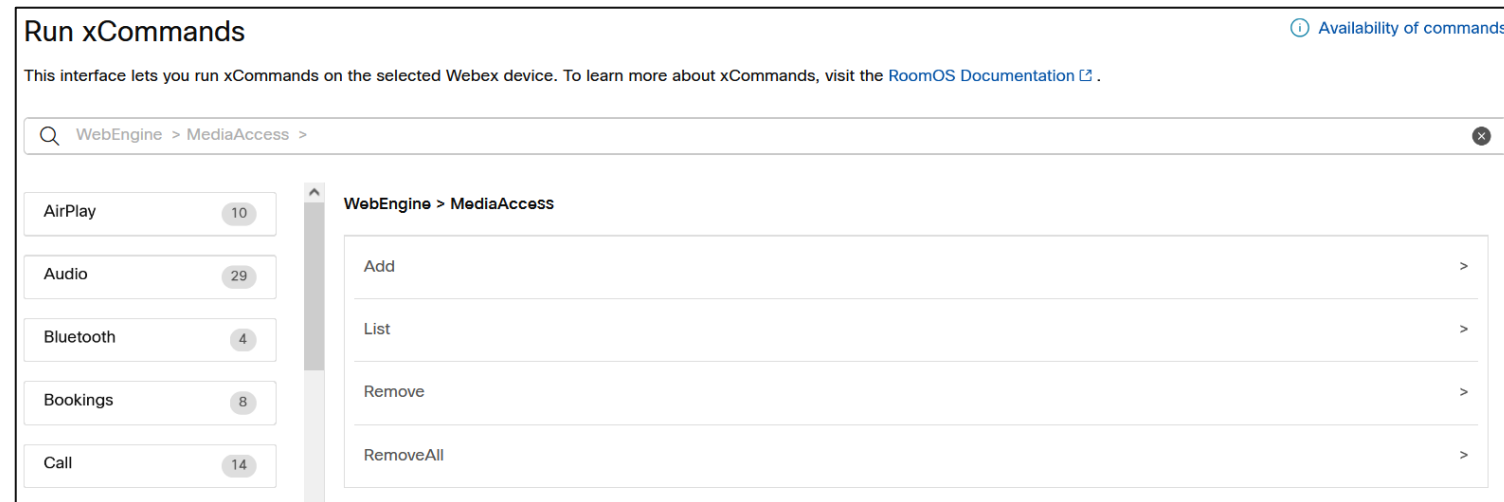
- Not applicable to WebRTC calls

xCommand WebEngine MediaAccess ...

- Max number of entries is 30
- Wildcard character * is allowed I.E. “*.cisco.com”

Available directly on device and Control Hub

```
xcommand WebEngine MediaAccess List
OK
*r MediaAccessListResult (status=OK):
*r MediaAccessListResult Host 1 Devices 1 Device: Microphone
*r MediaAccessListResult Host 1 Devices 2 Device: Camera
*r MediaAccessListResult Host 1 Hostname: "*.webex.com"
*r MediaAccessListResult Host 2 Devices 1 Device: Camera
*r MediaAccessListResult Host 2 Hostname: "*.cisco.com"
** end
```



Releasing in October

New Whiteboarding Version and Features

Selection tool for selecting multiple objects

- Move or delete the selected object(s)

New eraser mode ("smart" eraser)

- Deletes contiguous stroke objects rather than just pixels

Predefined shapes

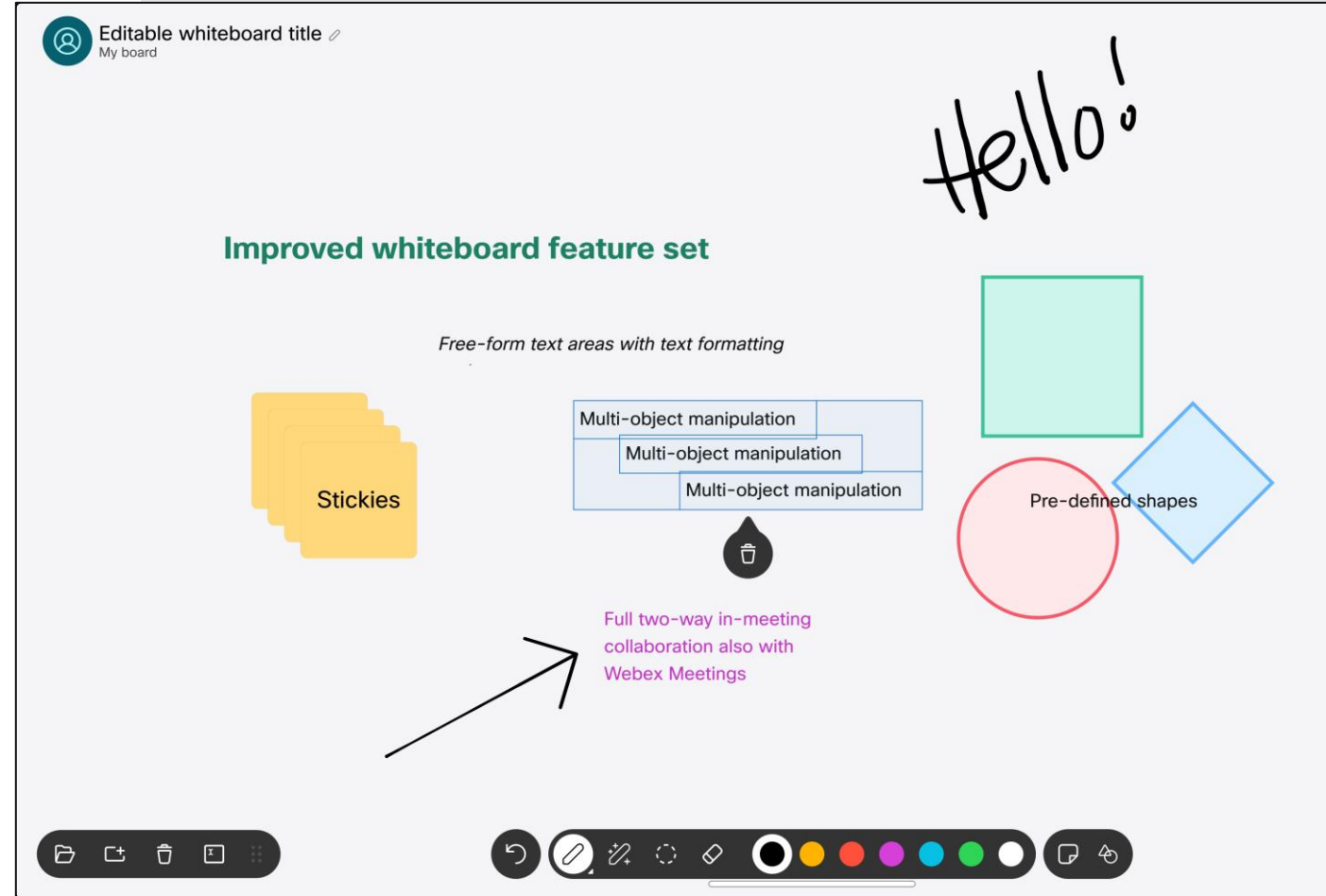
- Circle, Square, and Rhombus

Whiteboard titles

- In the whiteboard view and browser
- Rename button in the top left of the whiteboard

Whiteboard browser will show a more relevant selection of whiteboards for the user

- I.E. boards recently edited from whiteboard.webex.com



03

New Features RoomOS November

RoomOS November

All features require RoomOS 11 unless otherwise noted

Delayed from previous months but releasing in November

- New in-room Booking UI and Support for Desk series (October)
- Provisioning Macros from Control Hub (February)

Announcing for November

- RoomOS 11 Full GA
- AirPlay Support
- Zoom Button and In-Meeting Experience
- Navigator support for Room Analytics and Occupancy Status
- Sync Room Resources into Workspaces



New in-room Booking UI and Support for Desk series

Brings existing Room Booking and Calendaring to RoomOS 11

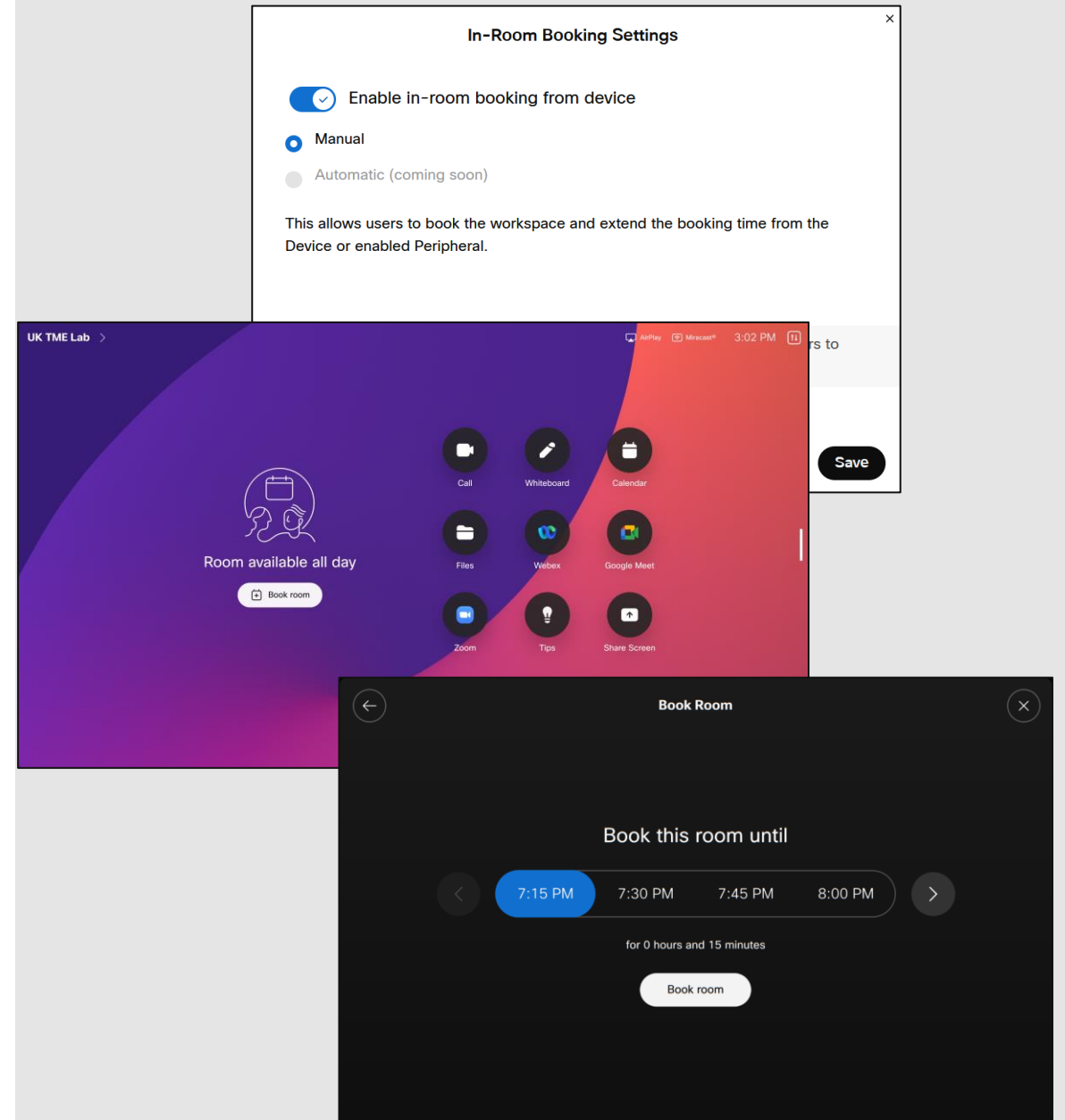
- Adds support for Desk series as well

Allows for ad-hoc booking of conference and shared spaces

Seamless calendaring workflow provided directly on the device

Consistent experience between in-room booking and hotdesking

In-room booking is enabled in Control Hub



RoomOS 11 – Full GA

RoomOS 11 will be the default and only UI

- Except Room Panorama, RoomUSB, and Webex on Flip

Versioning will move to 11.1.X.Y

Limitations

- https://help.webex.com/en-us/article/n01kjh1/New-user-experience-with-RoomOS-11#Cisco_Reference.dita_f8630c2f-caea-4cf3-a651-9a43066b7cbf

No exceptions however, admins can delay until January

- Use Advanced Software Control to manage RoomOS
- Select October 2022 release (will hold for 3 months)
 - Until the January RoomOS 11 software releases



AirPlay Support

Share content from an AirPlay device to a Webex Room device

- High quality and fidelity
- Audio and Video
- Allows sharing wirelessly in and out of calls
- DRM not currently supported, but planned

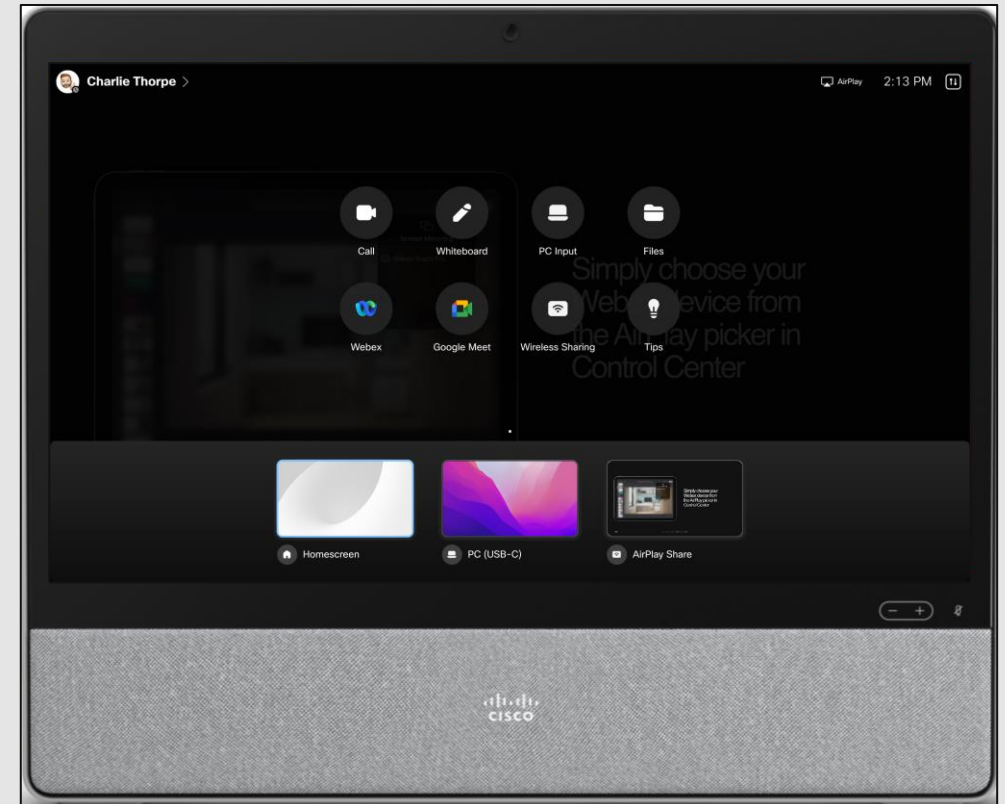
AirPlay devices include iPhone, iPad, and Mac

- Latest iOS/iPadOS/macOS is always recommended

Supported on Board, Desk, and Room Series

- Except: Board 55/70(non-S), Desk Hub, and Room Phone

AirPlay Technical Decision Maker (TDM) deck coming soon



Zoom Button and In-Meeting Experience

Zoom button supported across all RoomOS 11 devices

Call controls only supported on Touch10 or Navigator

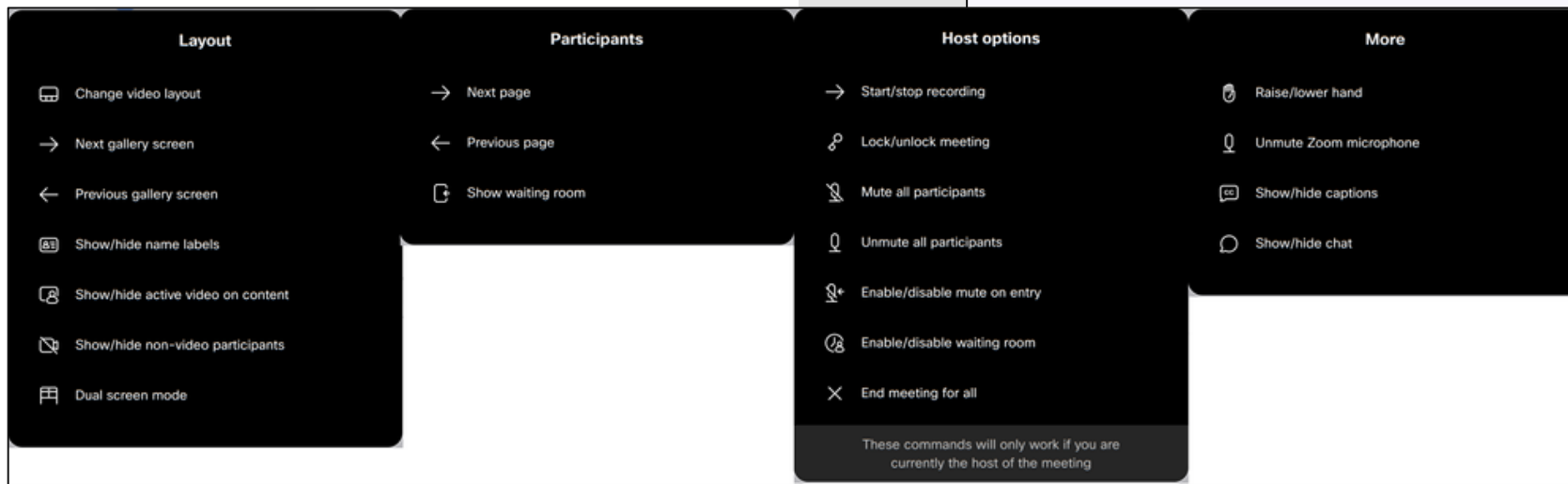
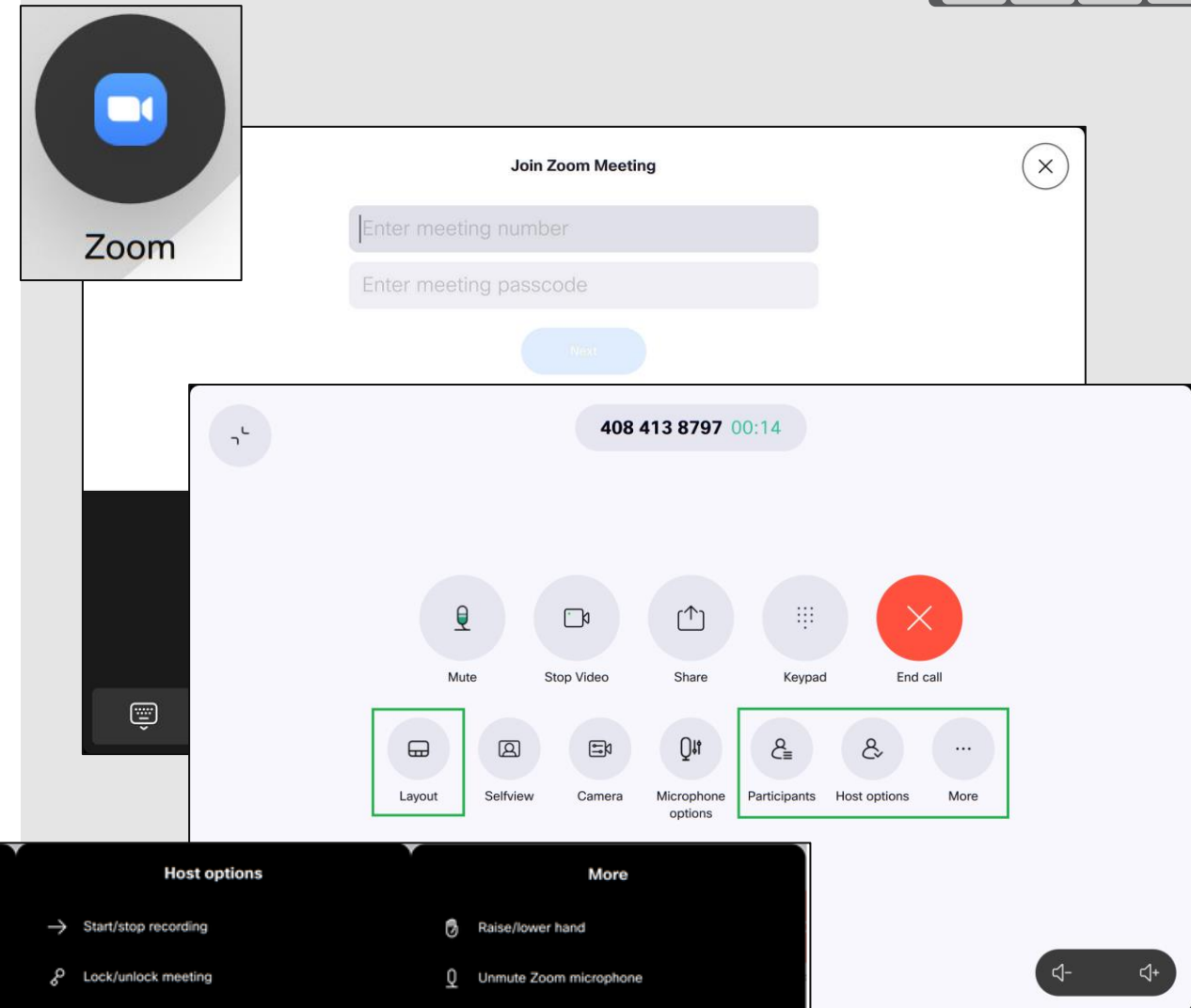
- No Desk Series support (including Desk Hub)

Enhances the existing SIP interop between Webex and Zoom

Zoom CRC license is still required

Host options always shown but only work if you are the host

All controls map to DTMF sequences



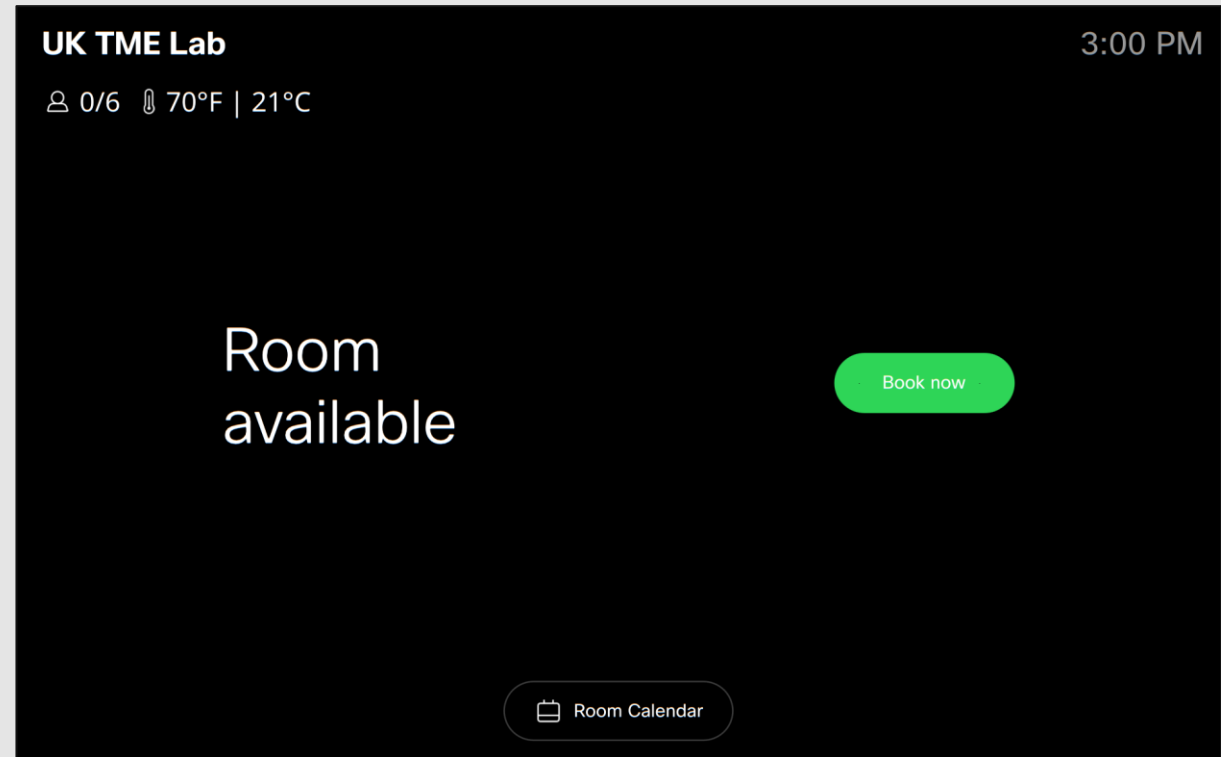
Navigator support for Room Analytics and Occupancy Status

In-room sensors can be used to display useful data on out-of-room Navigators

- Occupancy
- People Count
- Temperature
- Booking status

Color LED allows for easy picking of an available room

- Green – Not booked and not occupied
- Yellow – Booked but not occupied
- Red - Occupied



Sync Room Resources into Workspaces

Automatically import Room Resources and create all your Workspaces in Control Hub, at scale

One-way synchronization from your Directory to Control Hub

- Changes in Control Hub aren't reflected in the directory

Only room names and e-mails will sync to corresponding Workspaces

Deleting a Room Resource in your directory

- Workspaces without a device will delete in Control Hub
- Workspaces with a device will not be deleted

The screenshot shows the 'Workspaces' settings page in Control Hub. At the top, there is a search bar and navigation links for 'Workspaces', 'Locations', 'Integrations', and 'Settings'. The 'Directory Sync' section is active, with a green dot indicating 'Sync is enabled and active'. Below this, it states 'Rooms in your Directory automatically create a corresponding Control Hub workspace' and 'One-way sync only. Changes made in workspaces will not affect your Directory.' There are 'Manage' and 'Turn off' buttons. A modal window titled 'Update synchronization configuration' is open, showing options for calendar services (None, Microsoft, Google) and a checked checkbox for 'Delete the workspace when the corresponding room is removed from your Directory'. Below this checkbox, it notes 'The workspace is deleted after approximately 7 days' and 'Workspaces with devices will not be deleted from Control Hub'.

Workspaces

Workspaces Locations **Beta** Integrations Settings

Directory Sync ● Sync is enabled and active

Rooms in your Directory automatically create a corresponding Control Hub workspace

One-way sync only. Changes made in workspaces will not affect your Directory.

[More on Directory Sync](#)

Manage Turn off

How workspaces syncing works

The synchronization is one-way only, from your Directory to Control Hub.

A room in your Directory will create a workspace in Control Hub

- Only the room name and e-mail address import and sync to the corresponding workspace
- Choose to automatically assign a calendar service to the imported workspace
- Choose to delete empty workspaces that are removed from your Directory

Prerequisites

- Currently, only on-premise AD sync with Directory Connector is supported
- The Directory Synchronization must be enabled with the Directory Connector's Room import turned on

[More on Directory Sync](#)

✓ Directory Synchronization is active
Add, change, or re...

Update synchronization configuration

Workspaces are synchronized by e-mail address.

Choose a calendar service for the created workspaces

None

Microsoft

Google

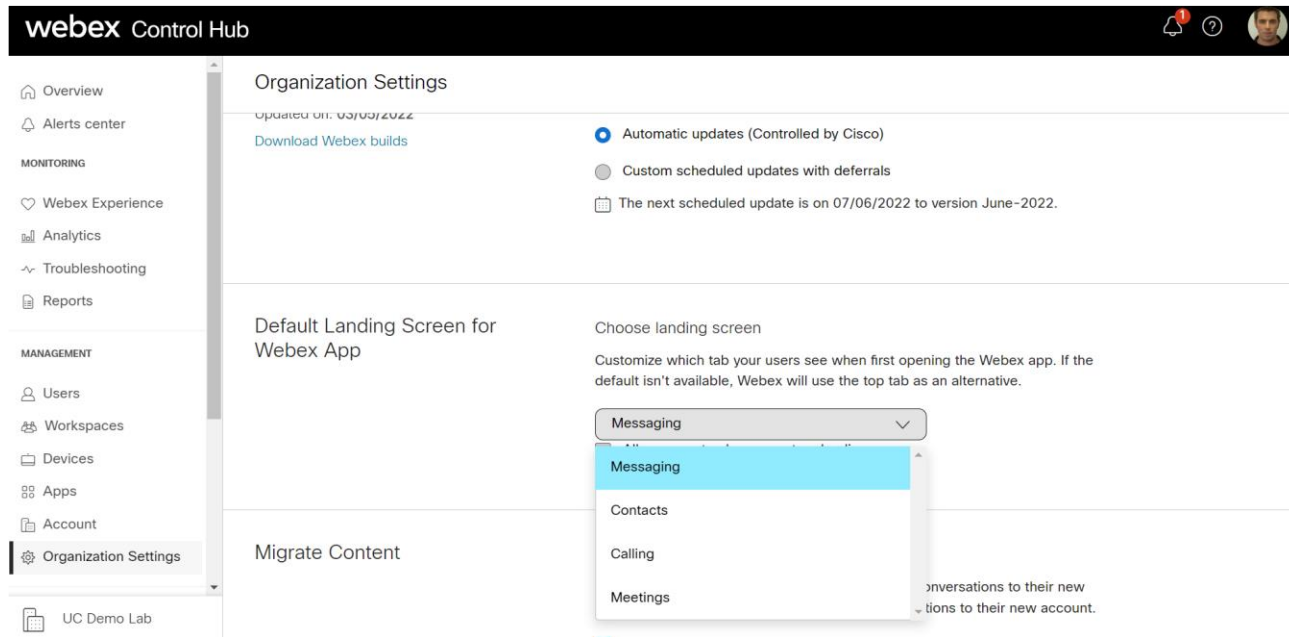
Delete the workspace when the corresponding room is removed from your Directory

The workspace is deleted after approximately 7 days

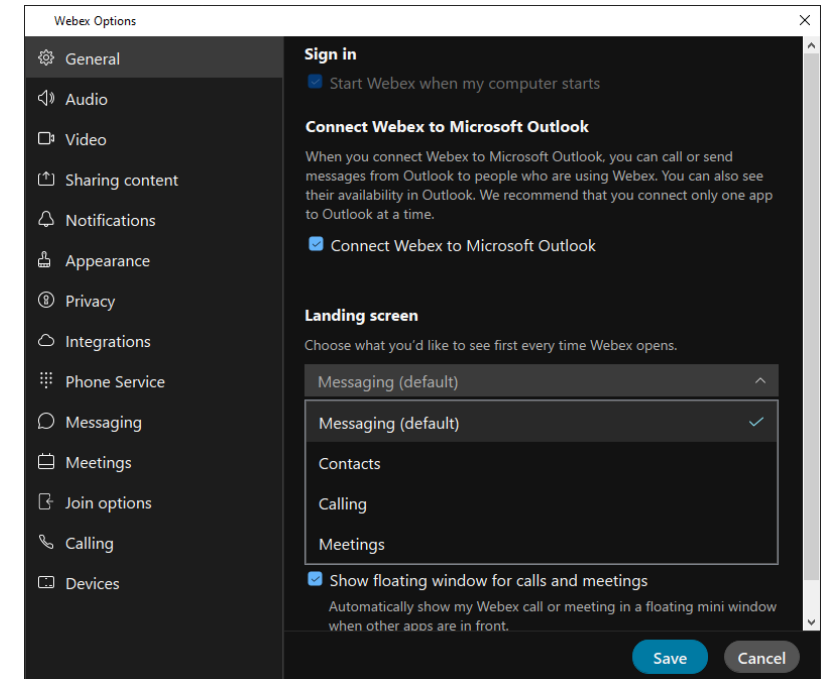
Workspaces with devices will not be deleted from Control Hub

Webex App update

Default Landing Screen for Webex for Mobile Platforms

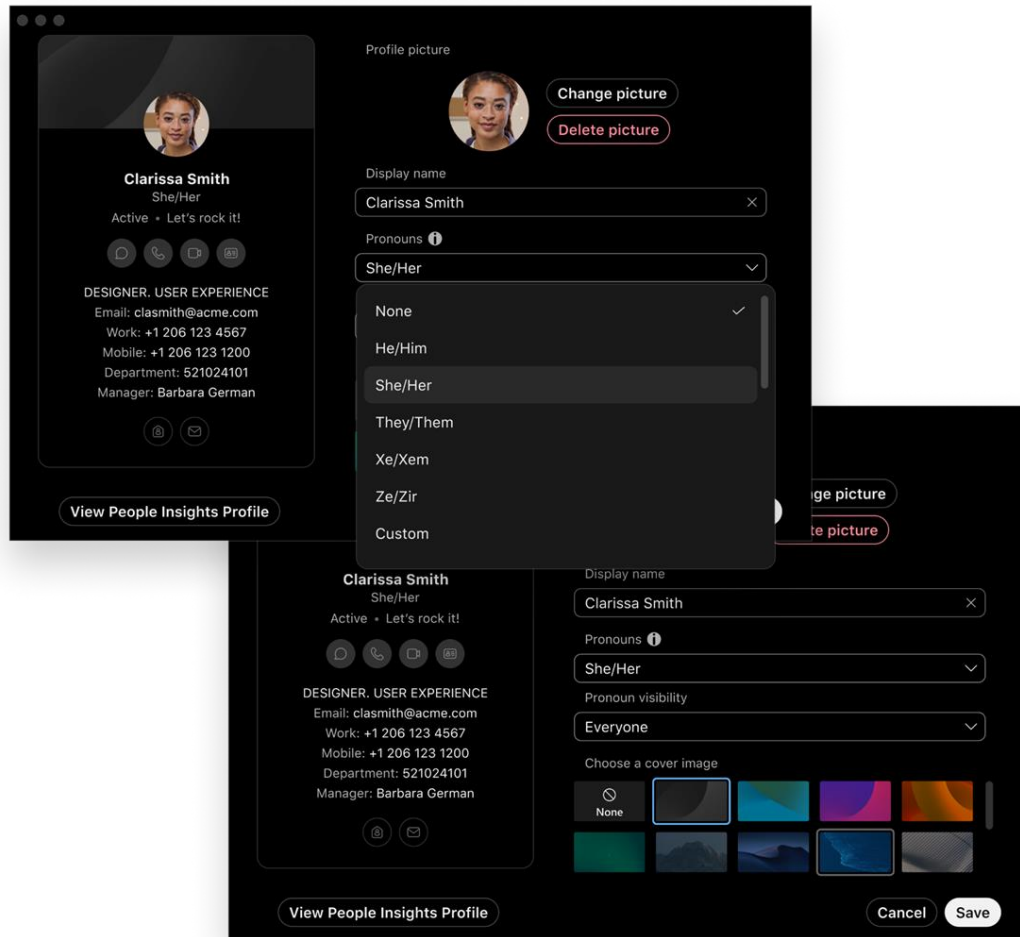


- Control Hub Admin can choose the default landing screen
- Admin can also allow/deny the user from changing the default screen in the app



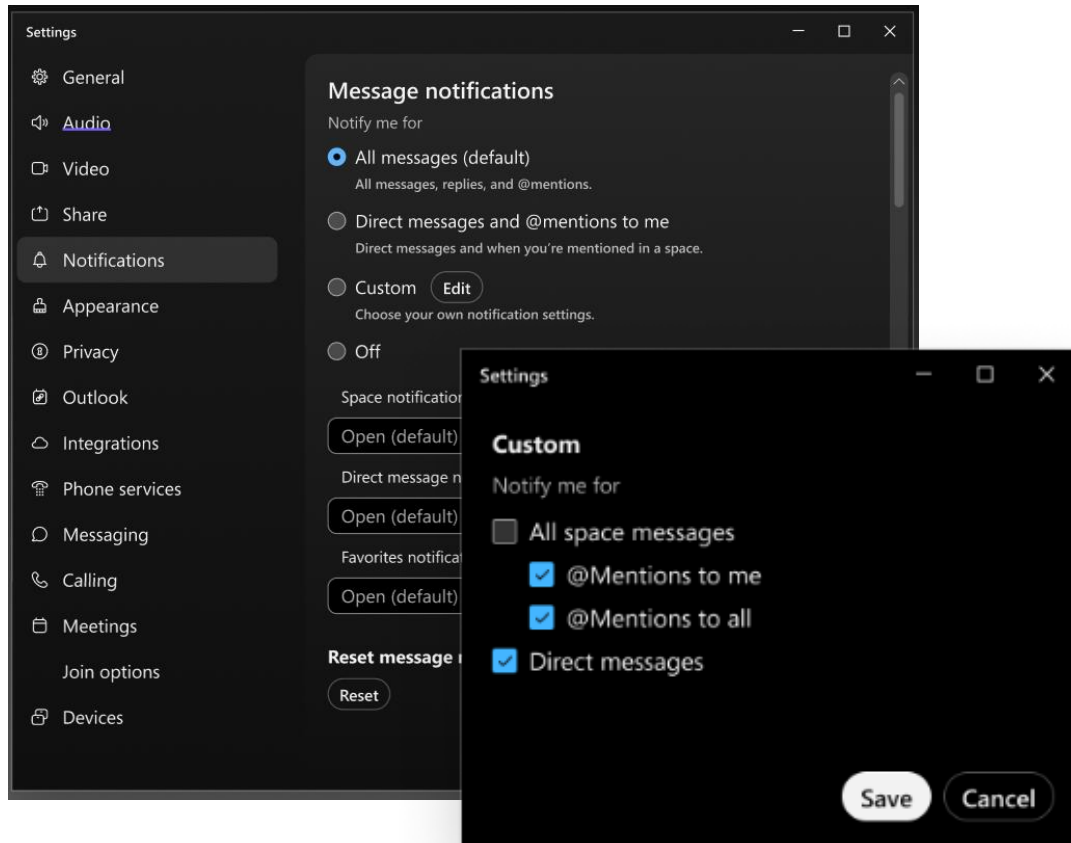
- User can set their preferred default landing screen on desktop and mobile (if allowed by admin)

Set Your Pronouns



- Users can specify their pronouns from the Edit Profile menu
- Choose from a list of predefined entries or specify a custom pronoun
- Pronouns will be visible in the Contact card and People Insights view
- Admin option to turn ON pronouns feature for your org in Control Hub

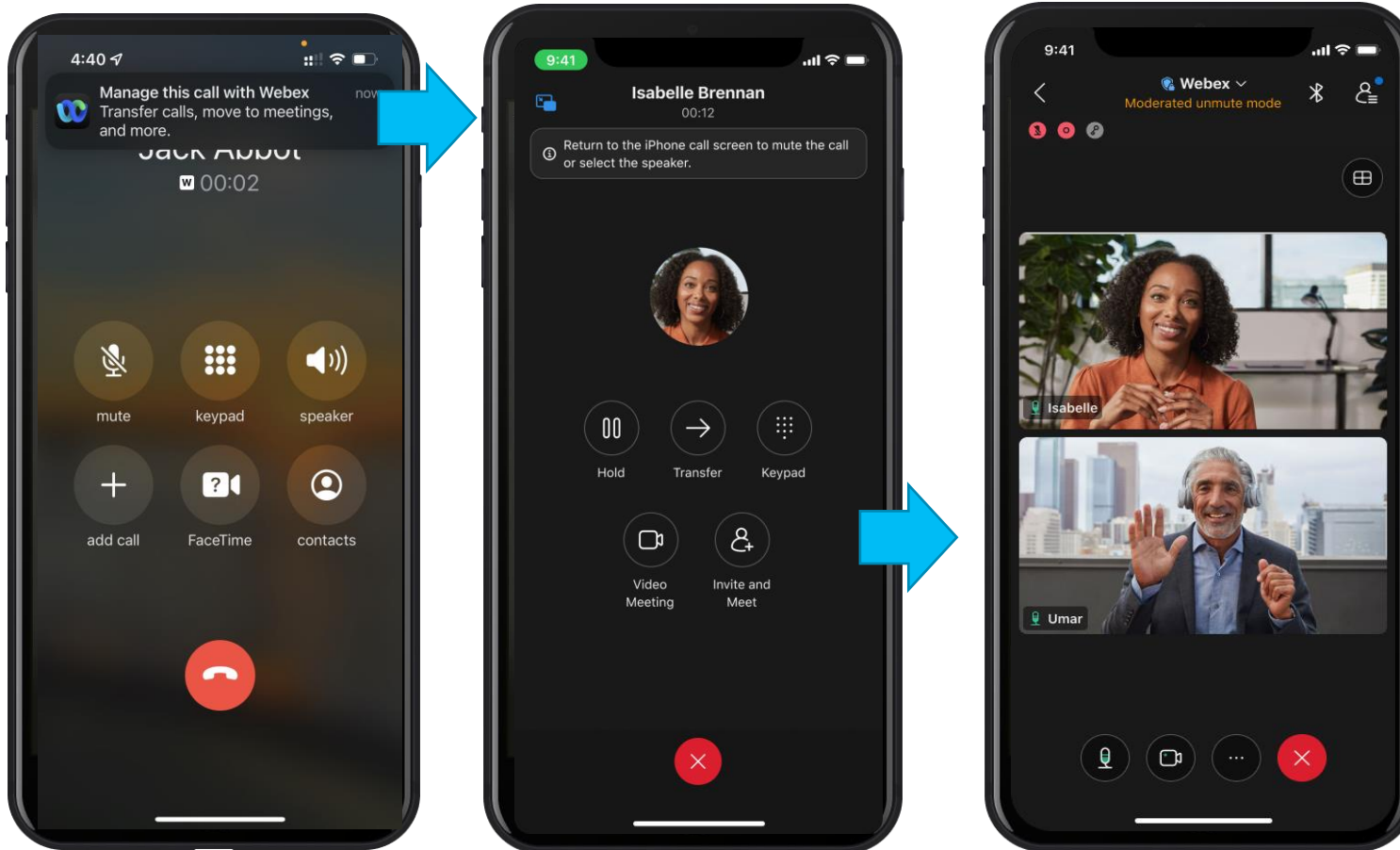
Granular notification control – Beta 42.11



- Granular message notification controls. Select between..
 - All messages (default)
 - Direct and @me Mentions
 - Space Mentions (@all)
 - Space Mentions (me)
 - Direct messages only
 - Off
- Available on desktop and mobile
- Applies to messaging notification controls across all devices.

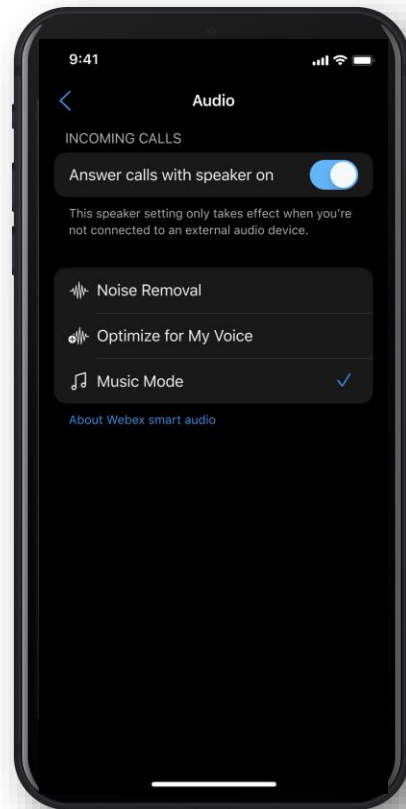
Calling

Move Mobile Call to Meeting (Webex Go)



- Native mobile device calls have limited mid-call capabilities
 - Solution – Move call into a meeting to have video, conference, caption, recording etc.
- User receives a push notification after Webex Go call starts - takes user to the in-call window in the Webex app
- Call can be escalated to meeting from here


Music mode on iOS



- Music mode preserves the original sound of your microphone when using your device for audio
- Webex has music mode available on desktop platforms
- In 42.11 music mode will be available on iOS
- User can enable that from Settings/Audio, then choose "Music Mode".

Other Webex App Calling Deliveries in 42.11

- Limited Availability: Webex for Mobile 1080p video request/receive (Webex Calling, Webex for BroadWorks and Unified CM based calling)
- Built in Bridge based Whisper Coaching with UCCE (Unified CM based calling feature)
- Show Extension in User Profile (Webex Calling, Webex for BroadWorks)
- Searching Workspaces and MPP Phones (Webex Calling, Webex for BroadWorks)
- Noise Removal for PSTN Calls on Webex for Mobile (Webex Calling, Webex for BroadWorks)



Webex Monitoring, Troubleshooting and More

October Update

Andrea Paulina Sancho

Collaboration Technical Marketing Engineer



The Dashboard

Control Hub

Configuration



Monitoring



Troubleshooting



Webex Administration, Troubleshooting & More - Oct

Configuration	<ol style="list-style-type: none">1. Assign Meeting site accounts to users outside of the org2. New site admin user experience natively in Control Hub 3. Simplify Azure AD integration in Control Hub (Provision user on demand)4. Simplify Azure AD integration in Control Hub(Group objects sync)5. Simplify Azure AD integration in Control Hub (Display sync summary and Sync report)
Monitoring	<ol style="list-style-type: none">1. External domain reports
Troubleshooting	
Security	

Control Hub Configuration Features

Availability	Govt./FedRamp
October	Yes

Assign Meeting Site Host Accounts to Users Outside of the Org

Benefits:

Enables the conversion from SA to CH, feature gap

Feature:

- Ability to grant host/attendee license in CH for users that are outside of the org. Meeting site licenses only.
- Cross-organization licensing: Admins can block their users from getting licenses from other orgs

Note:

CSV and People API will follow in next quarter.

XML API forward compatibility for cross-org licensing will come before People API

First / Last name	Email	License status	Webex sites	Account type
Ben Wallace1	bwalace1@acme.com	Accepted	site1.webex.com	Host
Ben Wallace2	bwalace2@acme.com	Accepted	site1.webex.com	Attendee
Ben Wallace3	bwalace3@acme.com	Accepted	site1.webex.com	Attendee
Ben Wallace4	bwalace4@acme.com	Accepted	site1.webex.com	Host
Ben Wallace5	bwalace5@acme.com	Accepted	site1.webex.com -2	Host, Attendee

Cross-organization licensing Allow

When enabled, you allow your users get Webex Meeting licenses assigned from other organizations.

Users must accept license:

\$Company_name wants to collaborate with you on Cisco Webex.

\$Company_name wants to assign a Webex Meeting host license to you. Join them now by accepting this license.

[Accept the license](#) [Decline the license](#)

Click on the link below to activate your account.

[Activate](#)

Code expires in 15 days.

After accepting this meeting site invitation you may have an account on more than one meeting site. Details on how you can configure your personal room are available [in this help article](#)

New Site Admin User Experience Natively in Control Hub

Benefits:

Enhanced experience to configure site options

Feature:

Refine site admin style to unify with CH design style

Admin can revert to legacy Site Admin Tool (iFrame version)

The image displays two screenshots of the webex Control Hub interface. The top screenshot shows the 'Site Information' page for 'b1.webex.com', with a blue border highlighting the 'Settings' and 'Site Information' tabs. The bottom screenshot shows the 'Site Options' configuration page, which is a more modern and unified design. The 'Site Options' page includes several toggle switches for various features:

- Webex Webinars:** Enable custom options for Webex Webinars (disabled).
- Banner ads:** Display banner ad in My Webex (enabled).
- Background:** Allow users to use virtual background (enabled). Below this, there is an option to 'Allow users to add a custom background' (enabled).
- Avatars:** Display user avatars in the meeting client (Meetings) (enabled).
- Download:** Hide the Download link for guest users (disabled).

The 'Languages' section at the bottom of the page shows a grid of language options, all of which are checked:

Language	Checked
English	Yes
Simplified Chinese	Yes
Traditional Chinese	Yes
Japanese	Yes
Korean	Yes
French	Yes
German	Yes
Italian	Yes
Castilian Spanish	Yes
Hebrew	Yes
Dutch	Yes

Availability	Govt./FedRamp
October	Yes

Audit Administrative Changes for Webex Site Admin Settings

Benefits:

Security Concerns: Allow the Audit of all administrative activities in CH audit log (Webex Meetings and Webinar options of CI-enabled sites)

Feature:

Admin can audit all administrative activities about site admin settings in Control Hub

webex Control Hub Search

Overview Alerts center

MONITORING

- Webex Experience
- Analytics
- Troubleshooting**
- Reports

MANAGEMENT

- Users
- Workspaces
- Devices
- Apps
- Account
- Settings

Troubleshooting

Meetings & Calls Live Meetings Status **Admin Activities** Connected UC Logs

Performed By Description Impacted Resource

Oct 5, 2022 to Oct 12, 2022 (GMT +08:00) Asia/Shanghai 47 records [Export to CSV](#)

Time	Performed by	Category	Change
October 12, 2022 04:39 PM	J	WEBEX_SITES	Webex site item event is updated.
October 12, 2022 04:39 PM	J	WEBEX_SITES	Webex site item event is updated.
October 12, 2022 04:39 PM	J	WEBEX_SITES	Webex site item event is updated.
October 12, 2022 04:39 PM	J	WEBEX_SITES	Webex site item event is updated.
October 12, 2022 04:39 PM	J	WEBEX_SITES	Webex site item event is updated.
October 12, 2022 04:39 PM	TD	ORG_SETTINGS	An org setting was created or updated.
October 12, 2022 04:37 PM	TD	ORG_SETTINGS	An org setting was created or updated.

Simplify Azure AD Integration with Webex

Sync Group objects

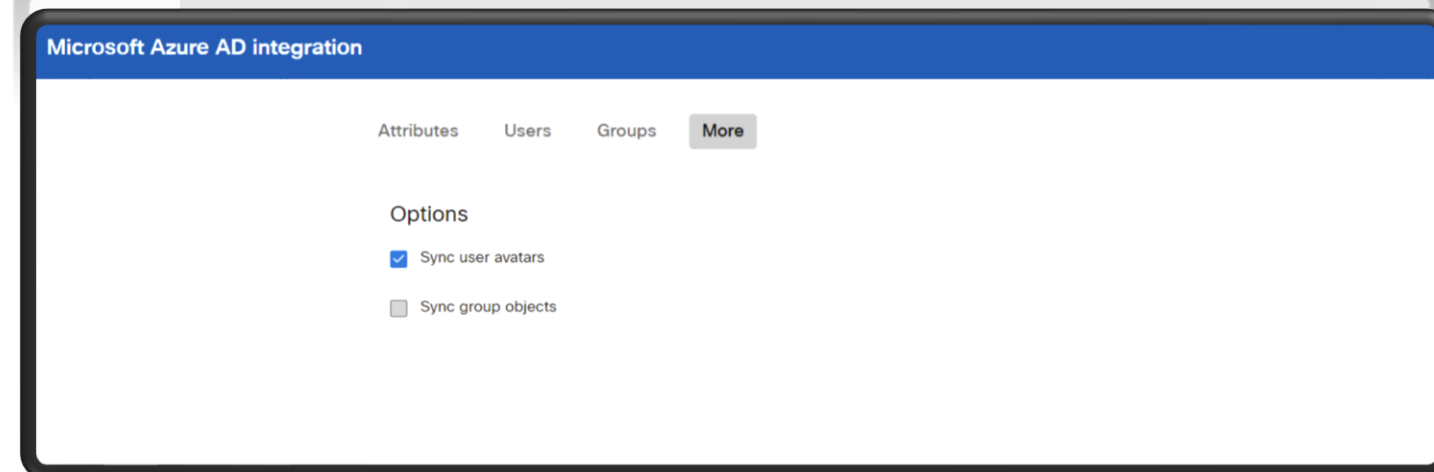
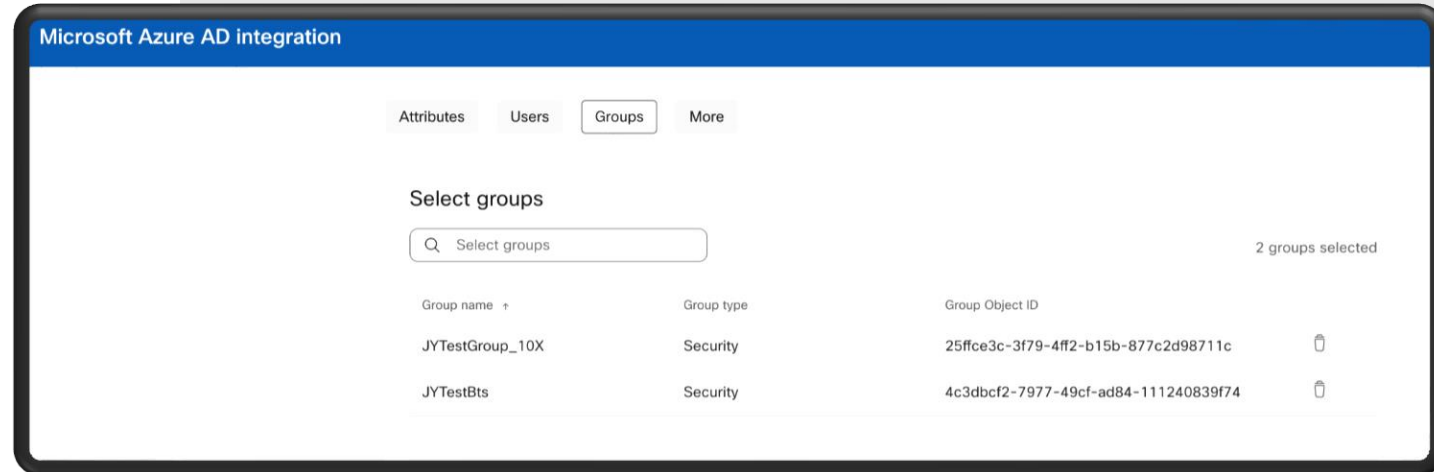
Benefits:

Group objects and membership make easier feature template and license management

Feature:

Admin can add groups to the synchronization scope, by default, group objects are not synced. Admin can configure to enable/disable syncing group objects.

Availability	Govt./FedRamp
October	No
Moved from September	



Simplify Azure AD Integration in CH

Provision user on-demand

Benefits:

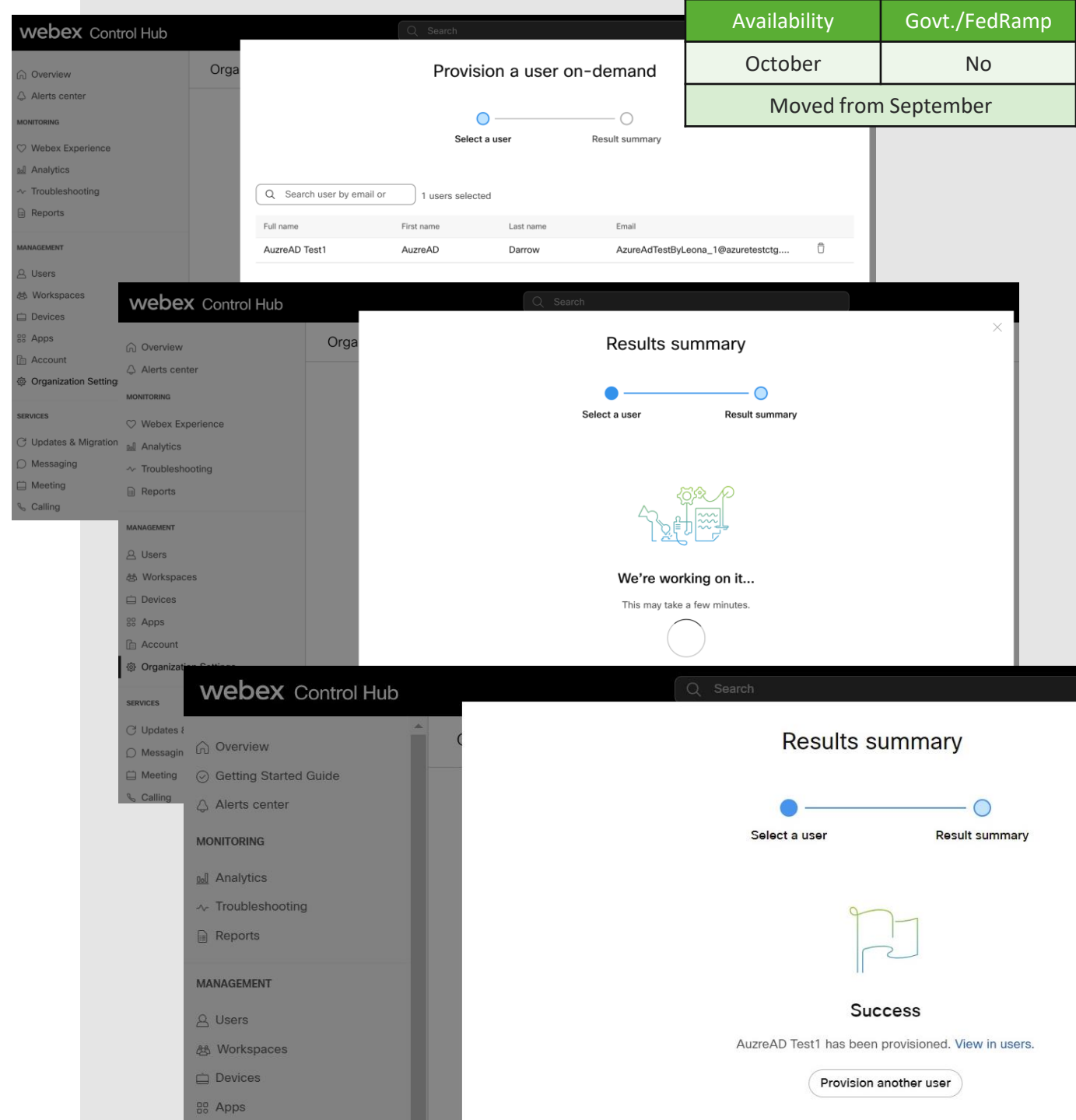
Quickly complete trial during setup

Quickly provision a user to Webex without waiting for periodic cycle

Get sync result immediately for troubleshooting

Feature:

Admin can input/select a user to sync to Webex at once.



Simplify Azure AD Integration in CH

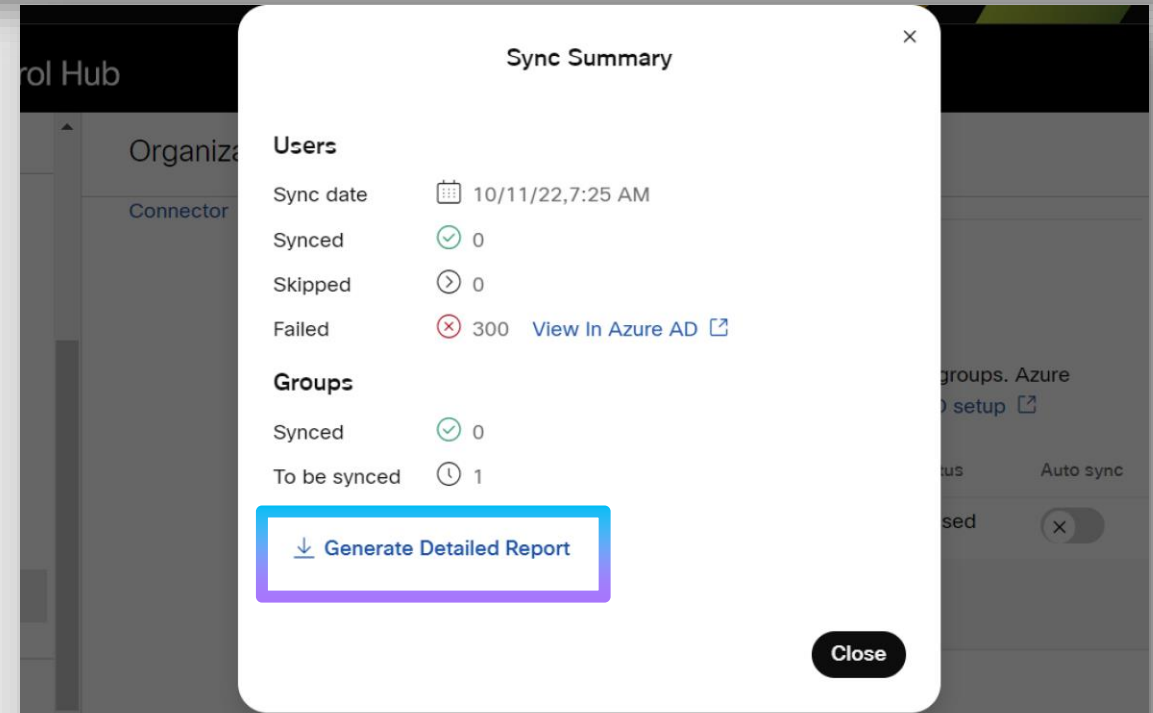
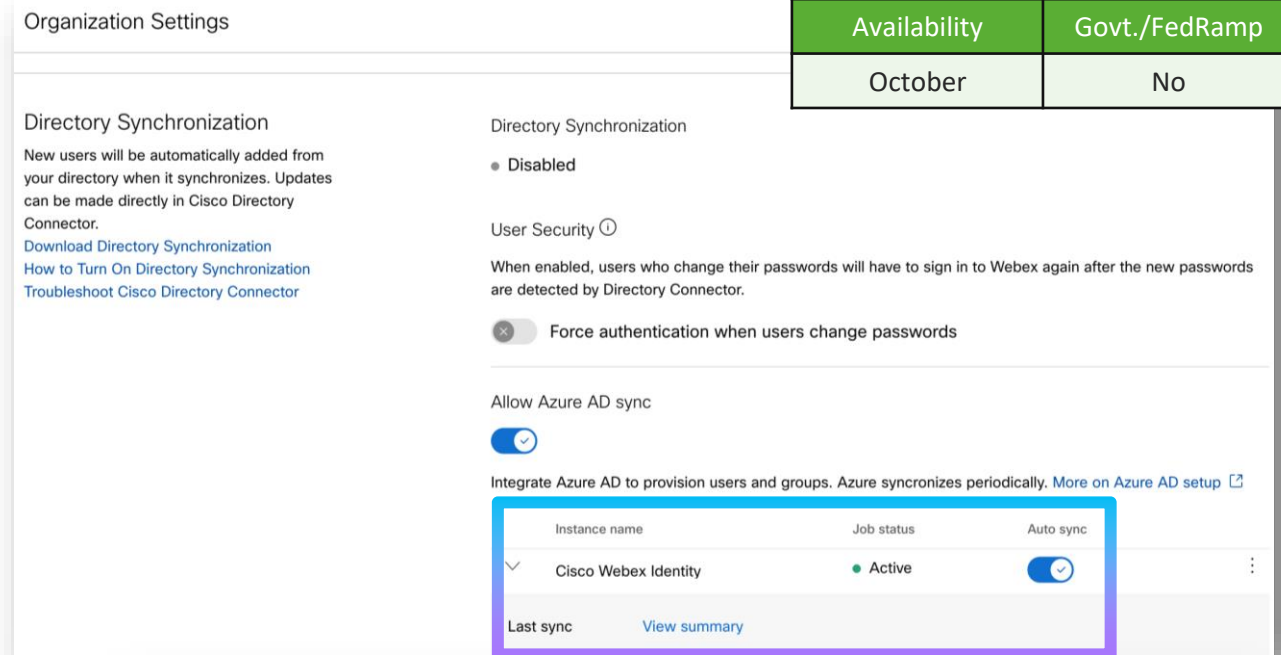
Display sync summary and sync report

Benefits:

Now the Admin can visualize the sync results and monitor whether the scoped-in users/groups have been synced to Webex and with this info they can diagnose and solve problems for failures

Feature:

Sync Summary to learn sync status of users & groups, the report can be generated and downloaded



Monitoring

Availability	Govt./FedRamp
October	NA
Moved from September	

External Domain Report

Benefits:

- See what domains your users are communicating within the **Webex App**

Features:

- Count the number of users and spaces with external domains
- See the most recent activity with the external domain

Column Name	Description
EXTERNAL_DOMAIN	The name of the External Domain
EXTERNAL_USERS_COUNT	number of users for each domain in my org spaces
SPACES_COUNT_WITH_EXTERNAL_USERS	number of my org spaces that have users from each domain
MOST_RECENT_ACTIVITY_DATE	Most recent activity date(read message, post message, share file, join space) across all users of the domain
USERS_IN_EXTERNAL_SPACES_COUNT	Number of users from my organization joining this domains spaces
EXTERNAL_SPACES_COUNT	Number of spaces in external organizations that have users from my org

Beta

User Centric Troubleshooting

Benefits:

- Save time with fewer clicks and easy navigation

Feature:

- Search by email will return more user information
- 7 days meetings performance summary and KPI
- Alternative view for Meetings & Calls list
- One click to filter Meetings and Calls of poor quality

webex Control Hub

Troubleshooting

Search: frank.brown@acme.com | 15 Meetings & 7 Calls | (GMT-7:00) America | 7 days | 11/08/2022 → 11/14/2022

3 insights found We detected 3 issues from 11/08/2022 to 11/12/2022.

Frank Brown VIP Active

Growth Marketing Operations Manager
frank.brown@acme.com
Philip Pedersens vei 11366 Lysaker, Norway

Meetings with poor quality 4 out of 15
[Check 4 poor meetings](#)

Calls with poor quality 2 out of 7
[Check 2 poor calls](#)

Device issues 2
[Check device issues](#)

Personal Alert History (2)

Software Upgrade Override High
Frank Brown's DX80 has been configured to not automatically upgrade by an engineer.
[Check](#) 11/12, at 08:00 AM

Device Network Connection High
Frank Brown's DX80 has potential high connection load.
[Check](#) 11/12, at 10:00 AM

All meetings & calls | List | Visualization

Search by meeting / call number, conference / call ID | 13 Meetings & 6 Calls

Service	Start time	Meeting / Caller	Name	Device	Duration	Poor minutes	Site / Location	Conference / Call ID
Poor	11/12/22 17:20 PM	549295096	Frank's personal room	Webex DX80	on going	13 min	go.webex.com	220950167506467
Fair	11/12/22 4:01 PM	+1 777-333-7777	Frank B -> Fariha	Webex DX80	1:22:03	3 min	go.webex.com	220950167366753
Poor	11/12/22 3:30 PM	549295096	Frank's personal room	Webex DX80	0:58:29	18 min	go.webex.com	22095016750...
Poor	11/12/22 11:00 AM	549295096	Frank's personal room	Webex DX80	0:58:29	22 min	go.webex.com	22095016750...
Poor	11/11/22 9:00 AM	+91 555-555-555	Frank B -> Sara	Webex DX80	0:26:04	21 min	Norway	8hj5875h-64hh-44h...
Poor	11/10/22 4:42 PM	+1 884-884-8888	Frank B -> John Doe	Webex DX80	0:45:10	13 min	go.webex.com	22095016750...
Good	11/10/22 4:42 PM	549295096	Emma's personal room	Webex DX80	1:03:12	0 min	meet.webex.com	220950167366753
Good	11/10/22 2:01 PM	549295523	Sara's personal room	Webex DX80	1:01:23	0 min	meet.webex.com	220950167366245
Good	11/10/22 12:40 PM	549295121	Eliza's personal room	Webex DX80	0:15:25	0 min	meet.webex.com	220950167366000

Company Ltd

Control Hub Reports New UI

Benefits:

- Simplified report workflow and Next Generation user experience and optimal information review

Feature:

- New report categories and sub-categories for report grouping
- New hover action for viewing and deleting templates
- New quick generate report button
- Enhanced report search based on category and free-text
- New streamlined panel for report description, report help, report generation and template customization

The screenshot displays the Cisco Webex Control Hub interface. At the top right, there are two status boxes: 'Availability' with 'Beta Now' and 'Govt./FedRamp' with 'TBD'. The main navigation sidebar on the left includes sections for Overview, Alerts center, DATA (Analytics, Troubleshooting, Reports), MANAGEMENT (Users, Workspaces, Devices, Apps, Account, Organization settings), and SERVICES (Messaging, Meetings, Calling, Contact Center, Connected UC, UCM Cloud, Hybrid). The 'Reports' section is active, showing a list of templates under the 'Meetings' category. The 'Meetings Audio Usage' report is selected, and its details are shown in a modal window on the right. The modal includes a 'Generate report' button and a 'Customize template' button. The report description states: 'Provides information about the different types of audio that participants used during a meeting.' Below this, there are 'Key metrics' including Conference ID, Phone number, Meeting number, Meeting enddate, Audio type, Start time, User name, End time, Email, and Audio minutes.

Template name	Description	Start date
Meetings Active Hosts	Provides information of the most active users who host the meetings	06/20/2020
Meetings Audio Usage	Provides detailed information on each meeting that was conducted within the time range sele...	06/20/2020
Meetings Attendees	Provides Messaging users daily activity metrics	06/20/2020
Meetings Details	Provides information on every participant that joined a meeting that was held within the select...	06/20/2020
Meetings Inactive Users	Provides information on users who have not used Webex Meetings for a specific time period	06/20/2020
Meetings Future Schedules	Provides Messaging Bot metrics	06/20/2020
Meetings Usage Summary	Provides Messaging Bot metrics	06/20/2020

Control Hub Group Management

Benefits:

Now customers can manage groups directly instead of relying on synchronization of groups from external sources such as Active Directory

Feature:

Allow customers to manually manage groups in Control Hub

The screenshot displays the 'Marketing staff' group overview in the Webex Control Hub. The interface includes a navigation sidebar on the left with sections for 'DATA' (Overview, Alerts center, Webex experience, Analytics, Troubleshooting, Reports) and 'MANAGEMENT' (Users, Groups, Locations, Workspaces, Devices, Apps, Account, Organization settings). The 'Groups' page shows the group name 'Marketing staff' with 800 members. The 'Overview' tab is selected, showing a 'Basic information' section with fields for Name (Marketing staff), Description (This group contains all employees in the Marketing department across the whole organization), Source (Webex), Usage (Policy), and Last modified (3/8/22). At the top right, there are two status boxes: 'Availability' (Beta Now) and 'Govt./FedRamp' (Yes).

The screenshot displays the 'Marketing staff' group members list in the Webex Control Hub. The 'Members' tab is selected, showing a search bar for 'Search by name or email' and a 'Filter' button. Below the search bar is a table with columns for 'First / Last name', 'Email', 'Status', and 'Admin roles'. The table lists 8 users:

First / Last name	Email	Status	Admin roles
Ben Wallace	bwalace@acme.com	Active	
Christina Smith	bwalace@acme.com	Active	
Douglas Jackson	bwalace@acme.com	Active	
Edna Fields	bwalace@acme.com	Not Verified	Device admin
Frank Brown	bwalace@acme.com	Active	Full admin
Sebastian Hanumanthiah	bwalace@acme.com	Active	
Heather Jones	bwalace@acme.com	Active	User admin

Vidcast

October Update



Vidcast

Administration Control Hub	1. V1 Control Hub Integration – Access Controls per user and template level
Vidcast Integrations	1. Slido 2. Socio 3. Webex Meetings – Import your recordings
End User Features	1. Home page with personalized “For you” Recommendations 2. Sharing Modal Updates 3. Your Insights 4. Trim & Clip Video 5. Stitch together multiple videos (up to 6 segments) 6. Search, Sort & Filter 7. Personal Collections 8. Email Share Enhancements 9. Integration with Slido 10. Integration with Webex Events (Formerly Socio) 11. Webex Recordings Integrations

Settings per Use

You can override the specific settings at the user level

Hierarchy around setting assignments:

Organization Setting < Group level setting via templates < User overrides

The screenshot displays the Webex Control Hub interface. At the top, the header includes the 'webex Control Hub' logo, a search bar, and notification and help icons. The left sidebar contains navigation options: Overview, Getting Started Guide, Alerts center, MONITORING (Analytics, Troubleshooting, Reports), and MANAGEMENT (Users, Workspaces, Devices, Apps, Account, Organization Settings). The 'Users' option in the MANAGEMENT section is highlighted with a blue box. The main content area shows the user profile for 'Cali', who is 'Active' with the email 'andreacloud88+vidcast@gmail.com'. An 'Action' dropdown menu is visible. Below the profile, a breadcrumb trail shows 'Hybrid Services' > 'Devices' > 'Vidcast', with 'Vidcast' highlighted. Underneath, it states 'Vidcast template applied: None'. The 'Access' section contains three toggle switches: 'Allow Vidcast Access' (checked), 'Allow Vidcast Recording' (checked), and 'Allow Importing of Webex Meeting' (unchecked).

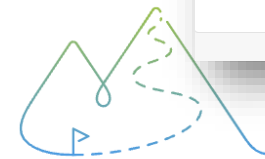
Vidcast Templates

Templates offer administrative options to apply per group basis to existing end user groups in Control Hub

For Control Hub group creation see the reference:

Vidcast

Templates



Create a settings template

Standardize settings for multiple groups and save time with templates

Create template

? How templates speed up settings management

Create template

○ ————— ○
Configure settings Apply to groups

General

Type

Vidcast

Template name *

No import

Description

Do not import Webex Recordings

Access



Allow Vidcast Access



Allow Vidcast Recording



Allow Importing of Webex Meeting

Slido

The image shows a web browser window with a Slido poll embedded in a Vidcast player. The browser's address bar shows the URL `app.sli.do/event/7VAQfakC6UuHpdH6rwwSRi/live/polls`. The main video player displays the text "Vidcast" and "End of Quarter Highlights". A video player control bar at the bottom shows a progress bar at 0:00/3:43 and a volume icon. On the right side, a Slido poll interface is overlaid, titled "Slido Polls embedded in Vidcast". The poll question is "How would you use Slido + Vidcast?". There are three response options with corresponding progress bars: "for training and development use cases" at 83%, "as a pre-all hands poll to collect feedback on a few questions that are top-of-mind" at 17%, and "as a team check in" at 0%. An "Edit response" button is located at the bottom of the poll interface.

Slido Polls embedded in Vidcast

Q&A | Polls

How would you use Slido + Vidcast? 6

for training and development use cases 83%

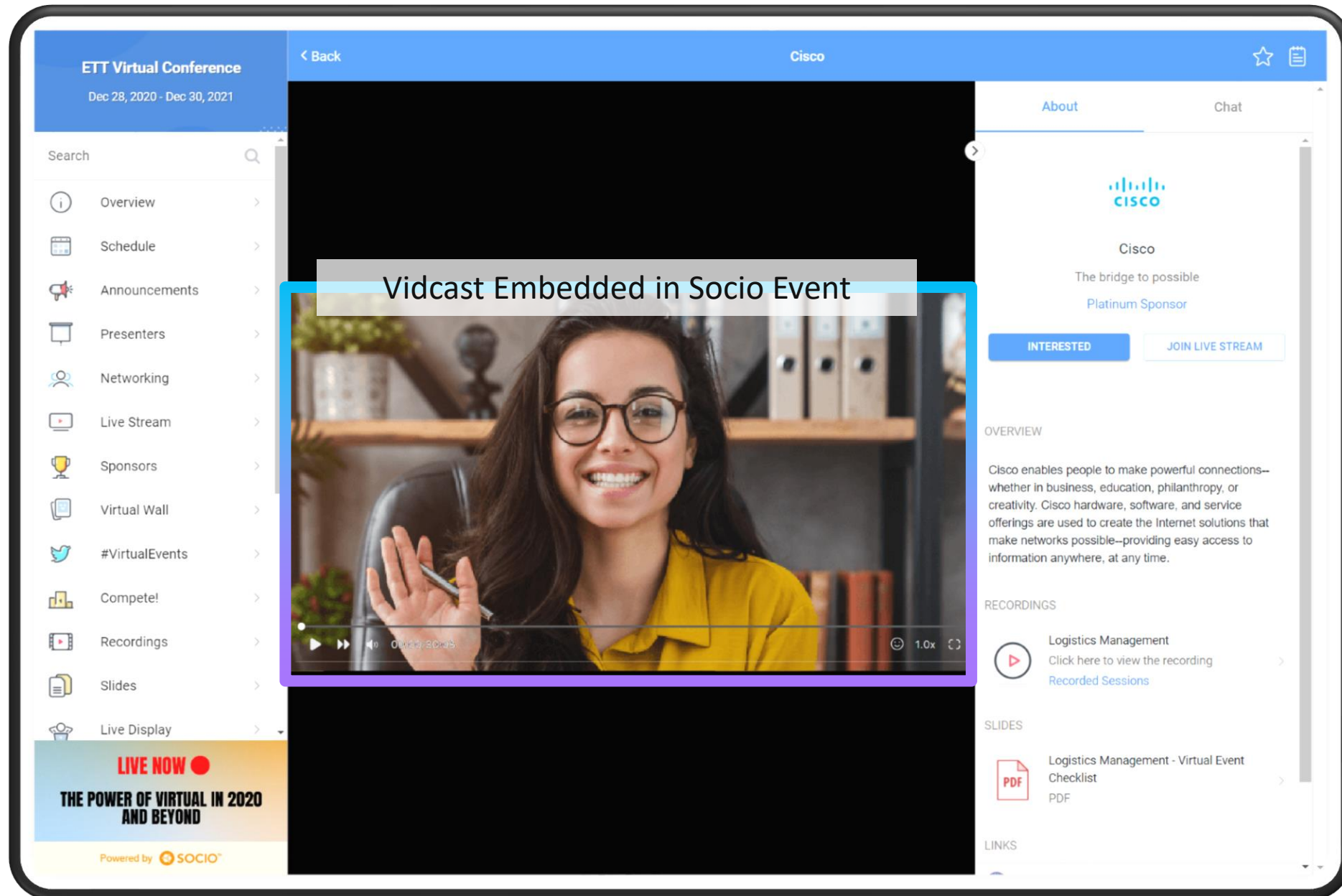
as a pre-all hands poll to collect feedback on a few questions that are top-of-mind 17%

as a team check in 0%

Edit response

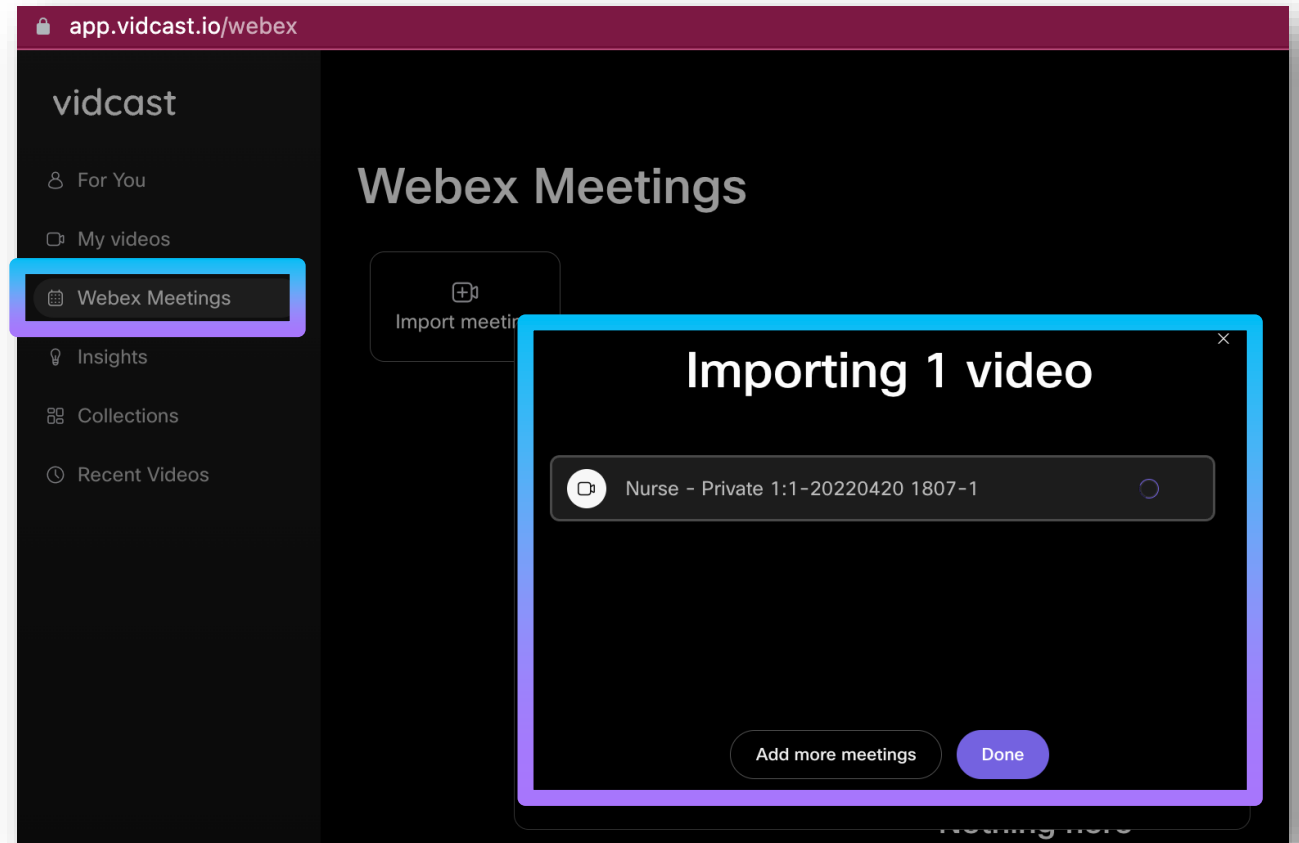
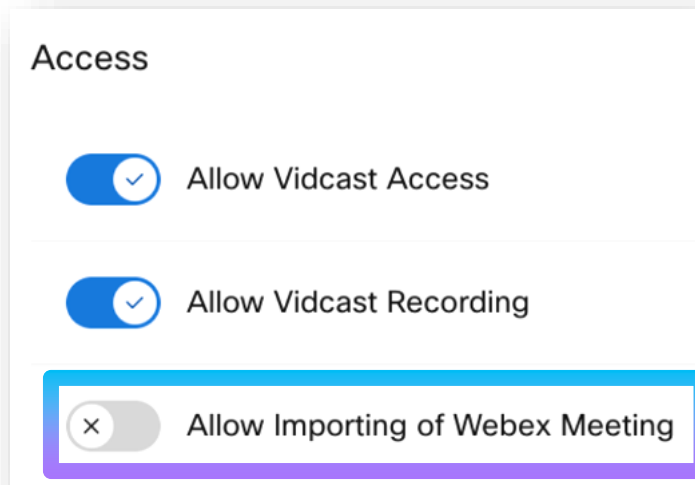
Socio

Embed Vidcast within Socio so promoters, sponsors or keynote speakers can do short overviews on themselves and their content.



Webex Meetings - Import

Import Recorded Webex Meetings you hosted and share them as a Vidcast



Support Resources

Please bookmark these sites and share them with others.

- Webex Help Page: <https://help.webex.com>
- Webex Meetings Suite Announcements: <https://help.webex.com/en-us/article/np1t7y6/Announcements-for-the-Cisco-Webex-Meetings-Suite>
- WBS 42 Release Notes: <https://help.webex.com/n0mq1ae>
 - Contains links to what's new, bug fixes, known issues, and SO MUCH more!
- Real-Time Status Page: <https://status.webex.com>
- Support Utilities: <https://webexsupport.com>
- Service calendar: <https://status.webex.com/maintenance>



