



Collaboration
Technical Marketing

What's New in Webex Meetings & Devices

Release 42.4

Cisco Collaboration Cloud

March 2022



Cisco Safe Harbor Statement

This presentation contains “forward-looking” statements that involve risks, uncertainties and assumptions. If the risks or uncertainties ever materialize or the assumptions prove incorrect, our results may differ materially from those expressed or implied by such forward-looking statements. All statements other than statements of historical fact could be deemed forward-looking, including, but not limited to, any projections of financial information; any statements about historical results that may suggest trends for our business; any statements of the plans, strategies, and objectives of management for future operations; any statements of expectation or belief regarding future events, technology developments, or enforceability of our intellectual property rights; and any statements of assumptions underlying any of the foregoing.

These statements are based on estimates and information available to us at the time of this presentation and are not guarantees of future performance. Actual results could differ materially from our current expectations as a result of many factors, including but not limited to: the unpredictable nature of our rapidly evolving market and quarterly fluctuations in our business; the effects of competition; and any adverse changes in our indirect channel relationships. These and other risks and uncertainties associated with our business are described in the company’s annual report on Form 10-K. The forward-looking statements in this presentation are made as of the date of the initial publication of this presentation, and we disclaim any obligation to update these statements at any time in the future.

Recap of Webex 42.3 Update

Webex 42.3 Update Snapshot

Meetings/Webinar Experience



Webinars

- [Breakout](#) Session Support in [Webinar](#)
- [Joining Breakout](#) Session using [Video Devices](#)
- Q&A, Chat and Polling Reports for [Webinars/Webcast](#)

Other Features:

- Registration Form Compliance with Privacy Law
- [Webex Scheduler](#) Schedule On Behalf Update
- New Name Label Style on Clients
- Introducing People Focus (Beta)
- Move Interpreter Positions from Left to Right for SI
- Health Status Indicator Update
- Increase Full Motion Content Resolution to 1080p30
- Behavior Change when “Anyone Can Share” is OFF

- [Webex Smart Audio](#) – [Optimize](#) for All [Voices](#)
- New Look for [Slido](#) in [Webex](#)
- Add Poll from [Templates Library](#)
- [Additional Slido Enhancements](#)
- Name Labels Visual Update for [Video Devices](#)
- [Dedicated Network Origination](#) Media Port Ranges
- Collaboration Restrictions for [Org](#), group and user Policy
- [Forced Authenticated Before Joining](#) Meetings
- BYOD Compliance Policy for [Joining](#) Meetings
- Email Notification to [Users](#) for [Recording Status](#) Changes
- Audit Administrative [Activities](#) in Control Hub
- Meetings RESTful API for Unlocked Meetings
- [Webex Webhooks](#) Support for Compliance Officers
- Polling Support in [Webinars](#) ([Webex](#) for [Government](#))

Webex App


General Update

- [Webex App](#) Windows WebView2 Requirement
- Check for Updates
- [Webex App](#) Directory Search Update

Calling

- [Webex App](#) and [Webex Go](#) Co-existence
- Remove Participant from CUCM Conference Call
- EPOS Headset Call Control
- Call Pickup Notification with BLF Status

Mobile app



Android

- Indicators Center on Android**
- [Webex Smart Audio](#) – Optimize for my voice
- [Authenticated Sign-in Before Joining Webex Meetings](#)
- Enforce Virtual Background – Setting part of cross-org Policy Setting Template (Org/User/Template Internal/External)
- Simultaneous Interpretation Volume Balance Adjustment
- Display Speaker Name in Close Caption Feed

iOS

- Share Button Clickable when Anyone Can Share is Disabled
- Add One Option “CarPlay” in App Settings
- [Webex Smart Audio](#) – Optimize my voice
- Option to Hide Name of Active Speaker in Stage View
- Cross-Org Sign-in Email Domain Restriction – Allow only Users in my Org to Sign-in
- Enforce Virtual Background – Setting part of cross-org Policy Setting Template (Org/User/Template Internal/External)
- Client Support Join Meeting by Number to Meet Brexit Data Privacy Policy by Calling [webexapp](#) to replace original GLA /
- Display Speaker Name in Close Caption Feed

Devices

RoomOS March

- Expanded Reactions and Skin Tone Support
- Hot Desking
- People Focus – phase 1
- [WebEngine](#) – Kiosk mode

Control Hub

- Templates Provisioning

© Rights reserved. Cisco Public.

webex | Collaboration
by CISCO

Webex Meetings 42.3 Update

New Features Added

- Shared Timer Embedded App

Webex for Government:

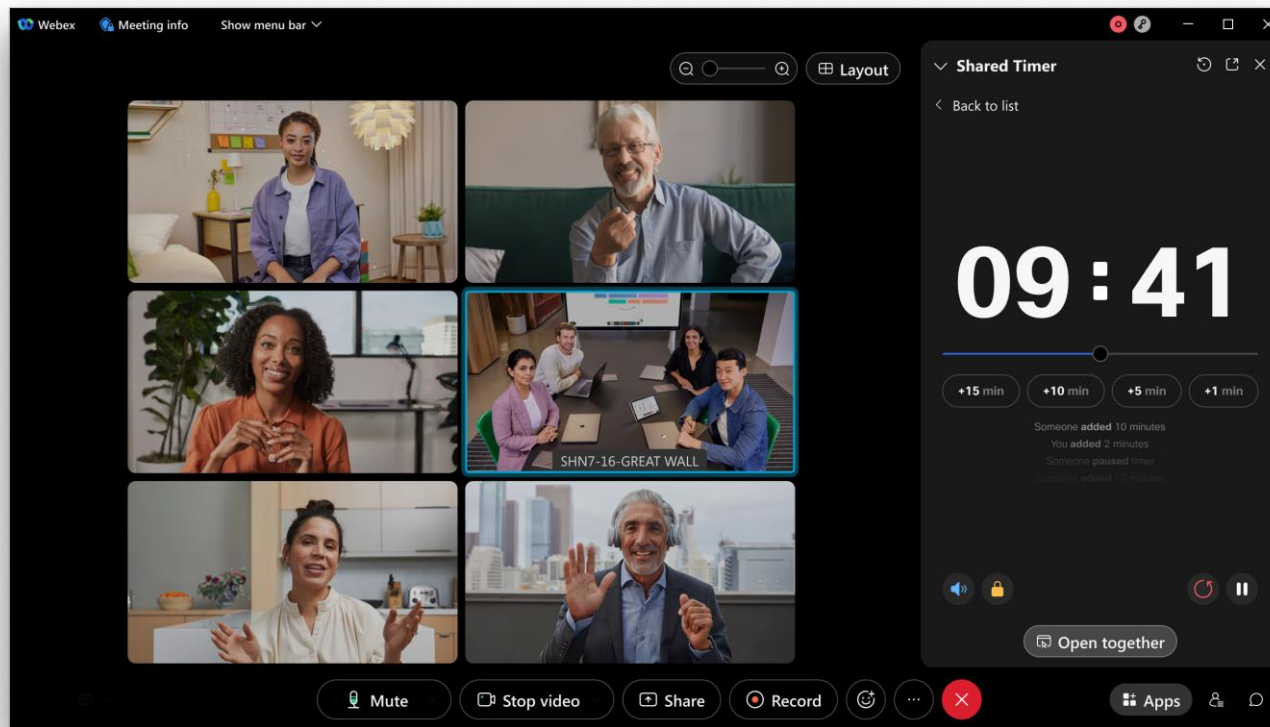
- Closed Caption Support
- Transcripts in Recorded Meetings

M	W	FedRAMP	VDI
✓	✓	✗	

42.3

Independent Schedule

Shared Timer Embedded App



M	W	FedRAMP	VDI
✓	✓	✓	

42.3
Available at GA

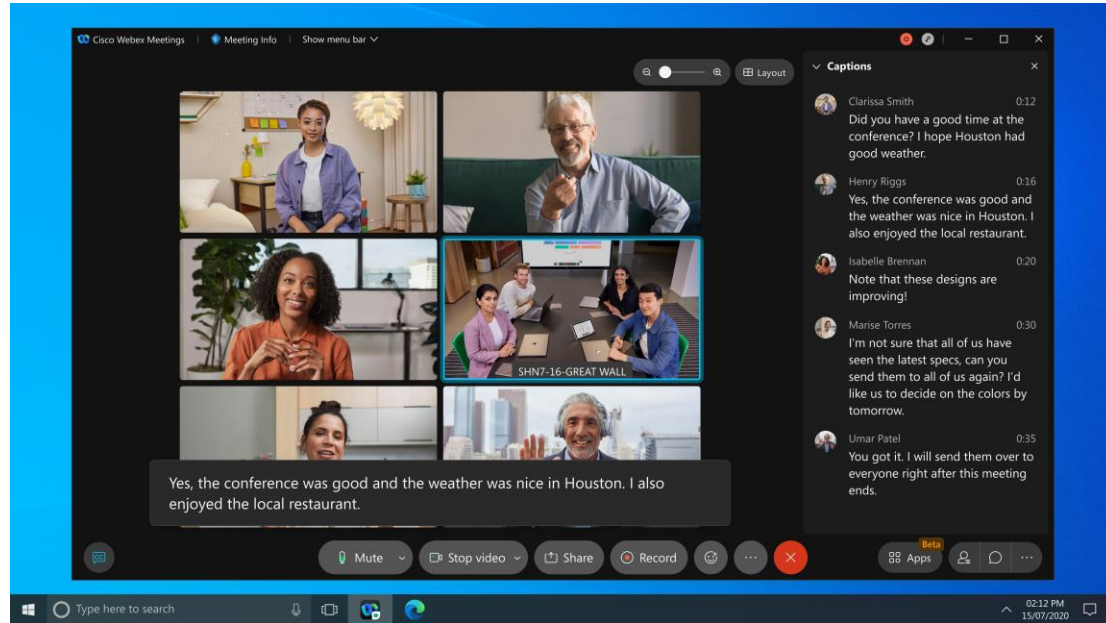
Closed Captions Support GA

For Webex for Government

All meeting attendees (including guests) can turn on with CC with one click

Users can choose to see CC in side panel

Support English Audio to English text



Closed Captioning and Recording Transcriptions in Webex for Government
Enable more secured, inclusive, accessible, and engaging meetings and webinars

M	W	FedRAMP	VDI
✓	✓	✓	

42.3
Available at GA

Transcripts in Recorded Meetings GA

For Webex for Government

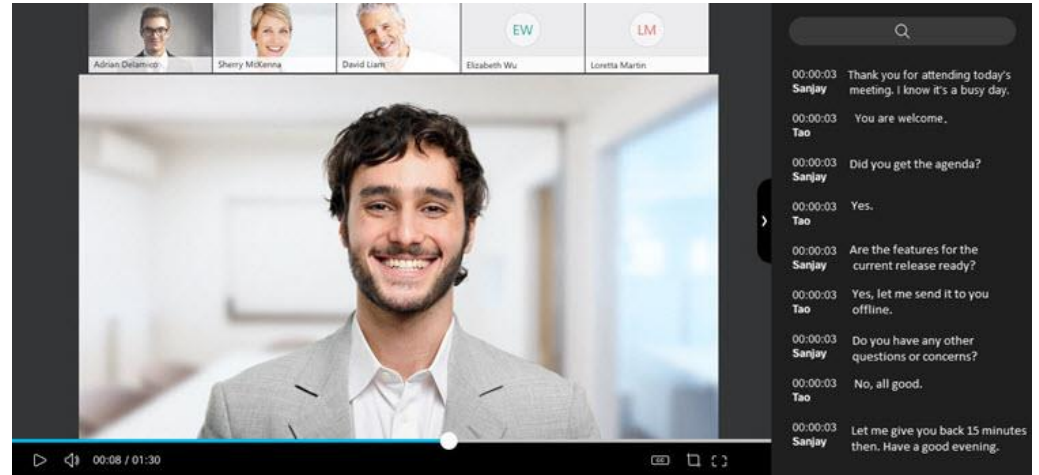
Admin enables transcription of Audio for MP4 Meetings/Webinars recordings.

When enabled, the transcript viewer available on recordings

Click text to cue video

Download transcript independent of recording video

More details: <https://help.webex.com/en-US/article/uq5009/Enable-Recording-Transcripts-in-Cisco-Webex-Meetings-and-Webex-Events->



Milestones

Milestones: Webex Release 42.4

These dates, and features shown, are still subject to change.



Limited
Availability
Deployment

**Mar. 14,
2022**

General
Availability
Start Date

**Apr. 4,
2022**

General
Availability
End Date

**Apr. 19,
2022**

Snapshot

Webex Meetings Suite Feature Snapshot: 42.4 Update

Meetings/Webinar Experience



In-Meeting:

- Improved Toolbar when Viewing Shared Content
- Application Share Enhancement
- High Fidelity Content Share Support
- New Content Share Tab on Meeting Settings
- Web App Supports Sending 1080p Video

Post Meeting:

- Redirect Attendee to URL Post Meeting

Administration:

- Collaboration Restriction Support on Chrome Browser
- Admin Can Delete Obsolete Meetings on Control Hub

Video Device Enhancement:

- Name Labels Visual Update

Slido:

- New Look for Slido in Webex
- Slido Accessibility Improvements
- Slido Open Text Poll Enhancement

MS Teams Integration:

- Support Scheduling with Hybrid Microsoft Exchange
- Remove Webex Meetings Bot Installation Requirement


Webex for Government:

- Meetings Quality API

Webex App (Meetings Workload):

- Webex Meetings in Space (Beta)

Mobile app



Android

- Support Breakout Session in Webinar
- Increase Captcha Text Size

iOS

- Increase Captcha Text Size
- Show Company Name in Webinar
- Support Breakout Session in Webinar
- Disable/Enable Broadcast Message for Breakout Session
- Support GIF and MP4 Format Files for Virtual Background
- Support Attendee Change Display Name
- PiP Support to Enable Multitasking

Webex App & Devices Snapshot: 42.4 Update

Webex App

General Update

- Home Tab Support
- Webex App Slow Channel
- Webex App Windows WebView2 Requirement

Messaging

- Restrict File Upload/Download by File Type
- Choose GIF Content Ratings Options
- Pinning Enhancements

Calling

- Calling Update
- Secure SRST

VDI

- Webex App VDI Update

Devices

RoomOS April

- Self-Hear Microphone Tests
- WebEngine - Kiosk Mode
- RoomOS 11 UI

Announcements

Monthly Release Communications Changes

What's new across the Webex collaboration portfolio


Stay up-to-date with what's new and what's coming soon across the Webex collaboration portfolio. Learn how to remove distractions from coworkers' backgrounds, make Webex more accessible with keyboard shortcuts, and find recent messages fast.



In June, Cisco will stop sending Webex Meetings monthly release email to customers and partners. Instead, release info will be published in the What's New landing page that covers the entire Webex portfolio. So, please do the followings to keep up with the release info

- Bookmark the What's New landing page, <https://essentials.webex.com/whats-new.html>
- Subscribe to the articles on help.webex.com that are relevant to your org to receive the RSS feed for any update
- Check the calendar for release schedule, service update and scheduled maintenances

End of Life for Productivity Tools



42.6 update will be the last release of Productivity Tools.

Productivity Tools will continue to work after June until Microsoft blocks it. Cisco will no longer provide updates and bug fixes.

Customers should migrate Productivity Tools to Webex Scheduler (M365 add-in). For migration details, check out this [help article](#).

This announcement applies to both Latest and Slow channel customers.

Deprecation of Creating New Site Admin (SA) Managed Sites

Today, 2 options are available for paid customers to create a new site – SA or Control Hub managed site

Our goal is to have all Meetings sites managed in Control Hub. Tool has been available to migrate site management from SA to Control Hub

By mid-2022, Cisco will close the feature gaps between the 2 types of sites and at that time, SA managed site option will be deprecated

Exact date for deprecation will be announced

Pre-Announcing Breakout Support for Audio-only Users

In 42.5, users joining meeting via PSTN (audio-only) can be assigned to a breakout session

Phone-only attendees can move between main and breakout sessions via DTMF and get audio prompts informing them where they are

Similarly, a phone-only host can use DTMF to move between the main and breakout sessions

New Slow Channel Release

42.2.5 will be the next Slow Channel Release

Webex Meetings In-Meeting Experience

Win	Mac	iOS	Android	We b	M	W	FedRAMP	VDI
✓	✓	X	X	X	✓	✓	✓	

42.4

Available at GA

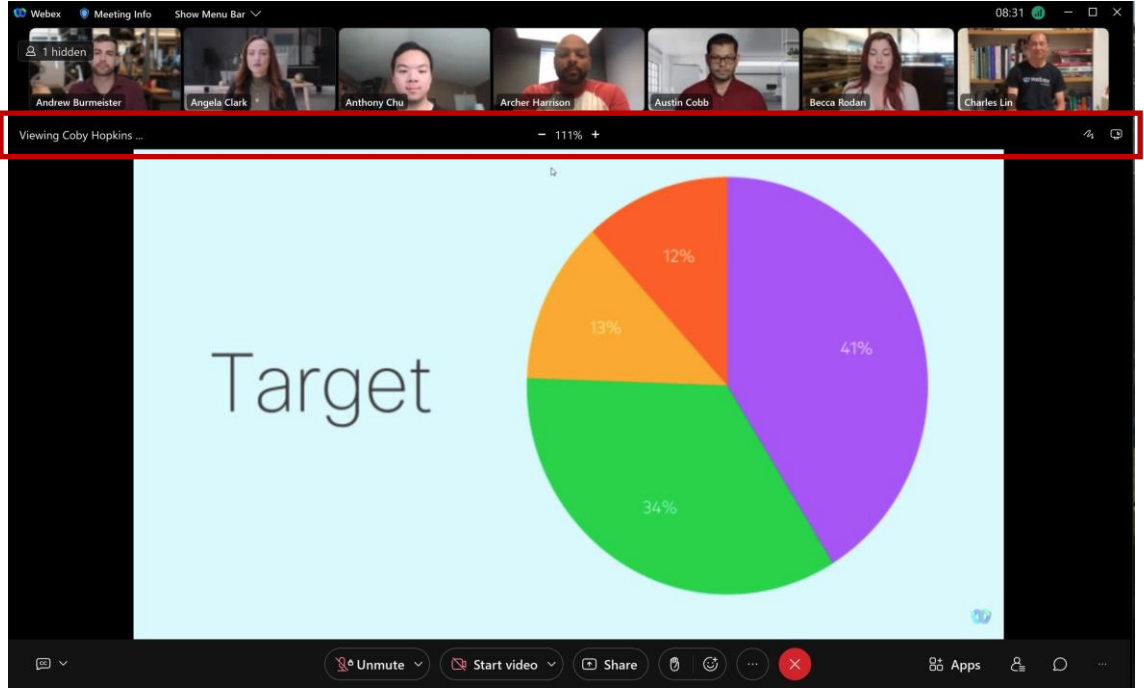
Improved Toolbar when Viewing Shared Content

For Desktop Clients

Dedicated area for the toolbar (was an auto hide side bar) for users to access the tools without blocking the view of shared content

Tools include

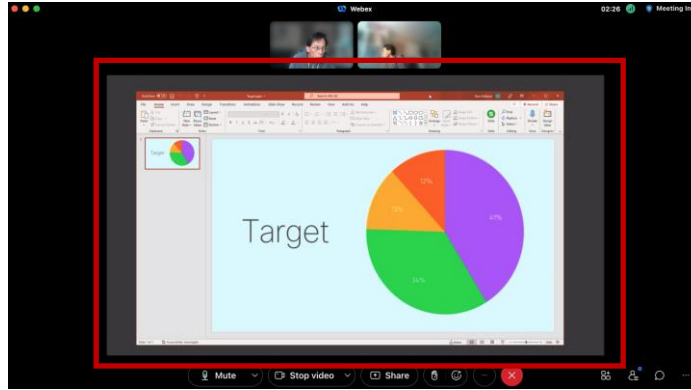
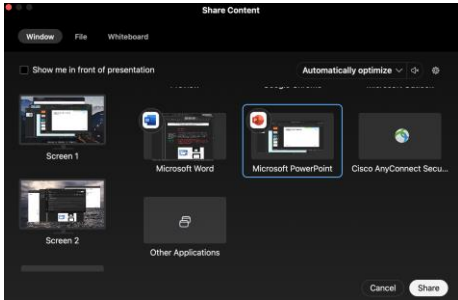
- See who's sharing content
- Zoom in or out
- Annotation tools
- Remote control



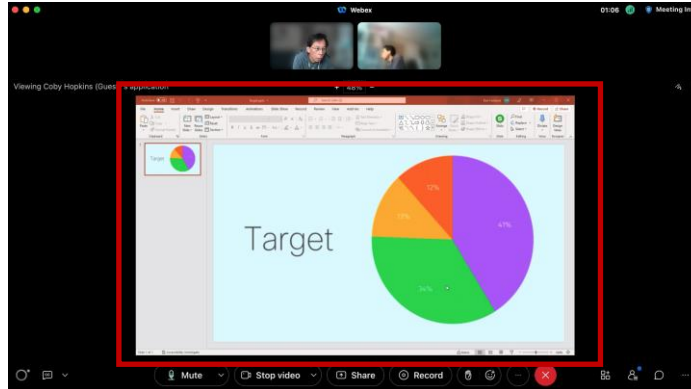
Application Share Enhancement

For Desktop Clients

Select an application to share



Previously, the entire desktop (grey area) with the application window overlaid was shared



In 42.4, only the application window (without the desktop) will be shared

Win	Mac	iOS	Android	We b
✓	✓	X	X	X

M	W	FedRAMP	VDI
✓	✓	✓	

42.4
Custom Schedule

Win	Mac	iOS	Android	We b	M	W	FedRAMP	VDI
✓	✓	✗	✗	✗	✓	✗	✗	

42.4

Enable By Request

High Fidelity Content Share Support

For Desktop Clients

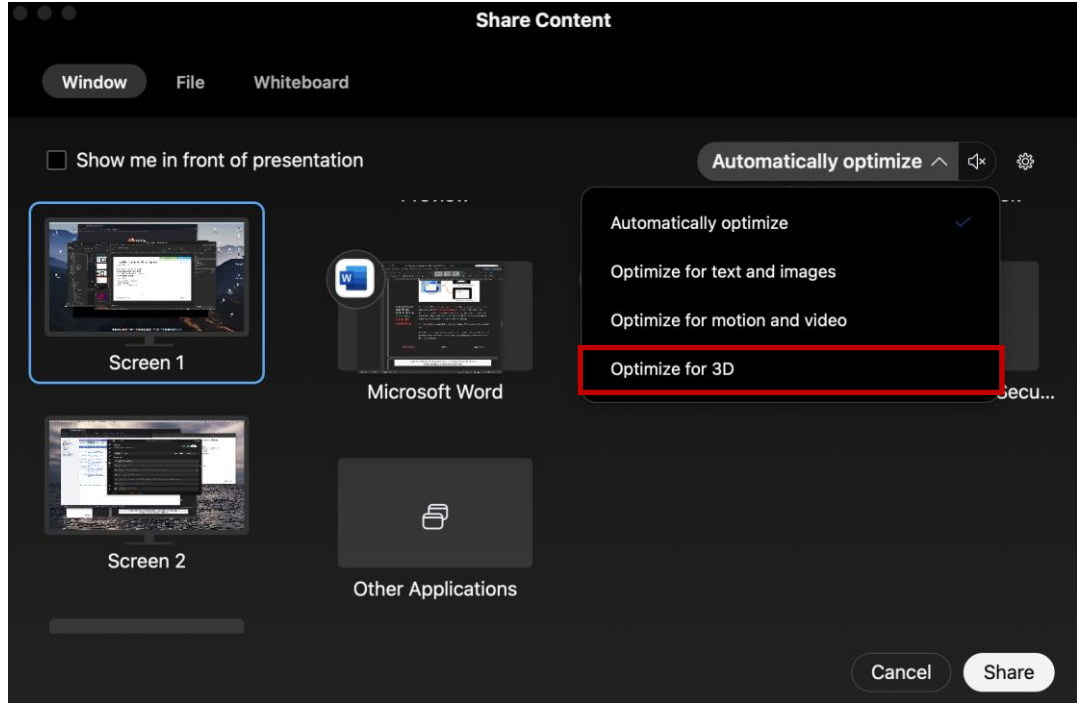
New option “*Optimize for 3D*” for sharing high fidelity 3D content such as CAD or Medical Imaging

- Enhanced quality can significantly increase UX
- Additional bandwidth required to reduce the color artifacts

Content share quality for everyone will be reduced to normal level if

- Any participant didn't join from desktop client
- Meeting is recorded

This optimization won't be used when **Automatically optimize** is selected



Note: Feature is by request only

Win	Mac	iOS	Android	We b
✓	✓	X	X	X

M	W	FedRAMP	VDI
✓	✓	✓	
42.4 Available at GA			

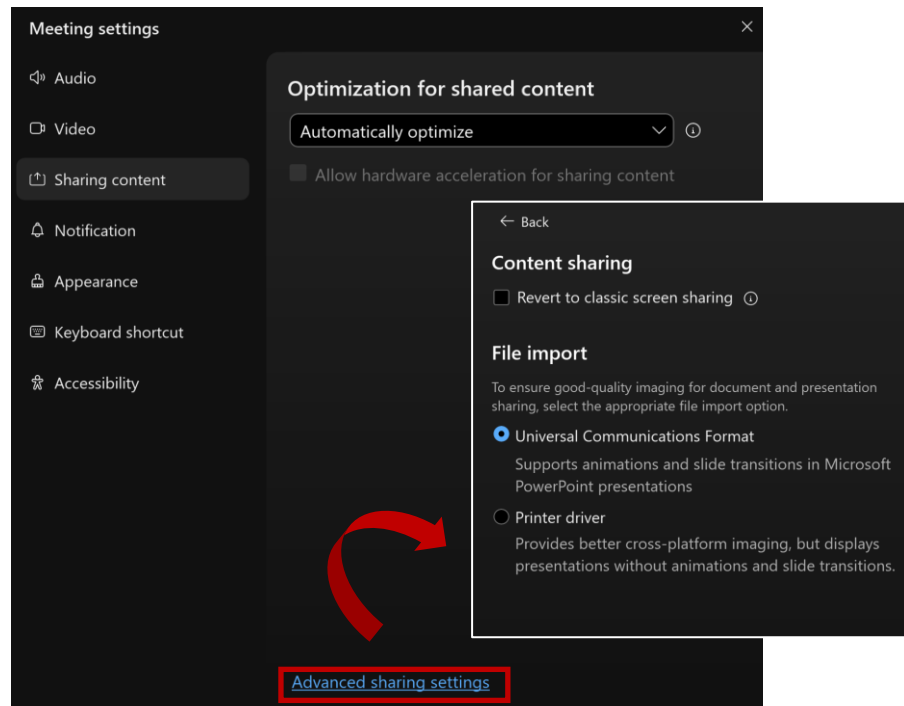
New Content Share Tab on Meeting Settings

For Desktop Clients

Move all content share related settings into the “Sharing content” tab

New dropdown that allows user to set default optimization method for sharing content

Align with Webex App to unify fragmented sharing settings into a unified preference

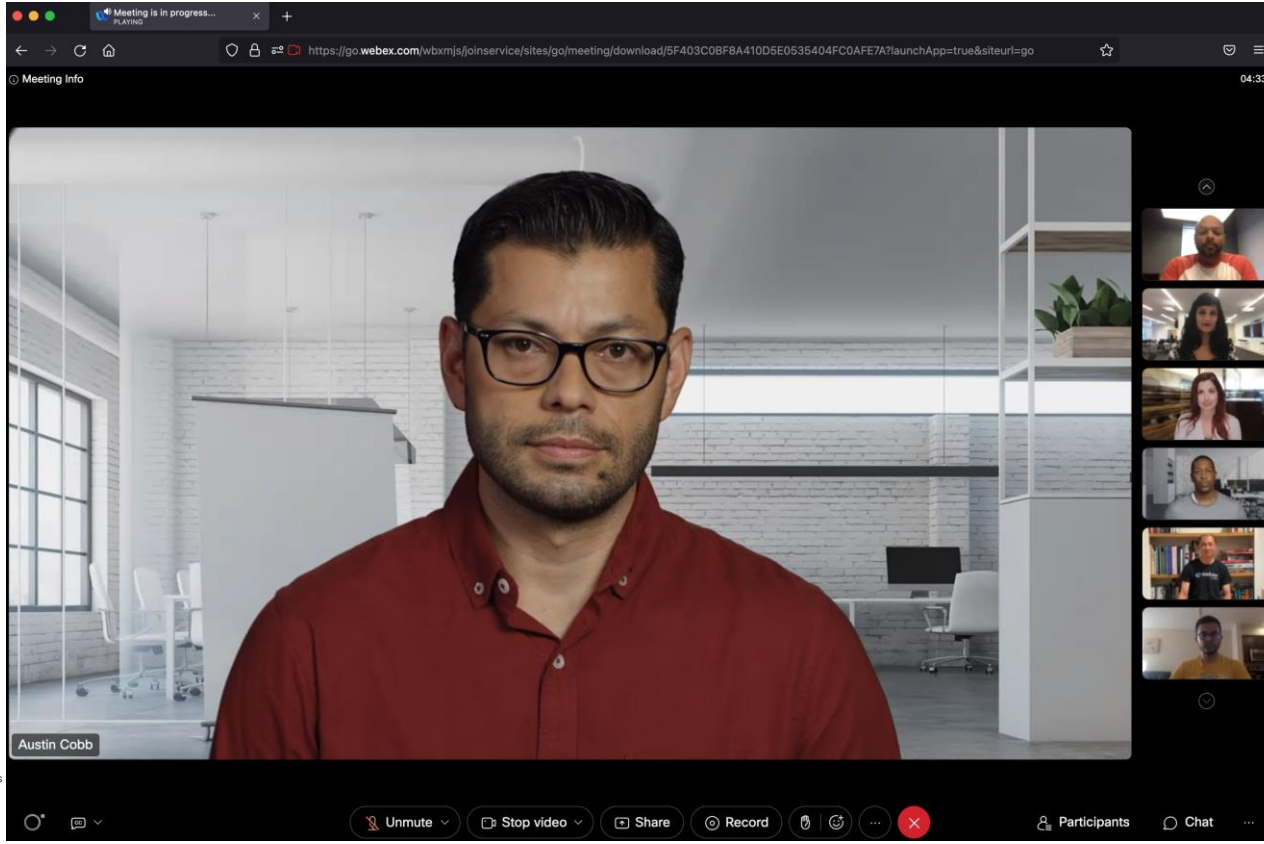


M	W	FedRAMP	VDI
✓	X	✓	

42.4
Available at GA

Web App Supports Sending 1080p Video

For Google Chrome, Firefox and Microsoft Edge Browsers



Slido

M	E	FedRAMP	VDI
✓	✓	X	

Independent Schedule

New Look for Slido in Webex

Redesigned UI with modern look and Intuitive UX

Starting Feb 17, customers can turn on the option directly on the sidebar to use the new UI

Note: Old UI is still the default

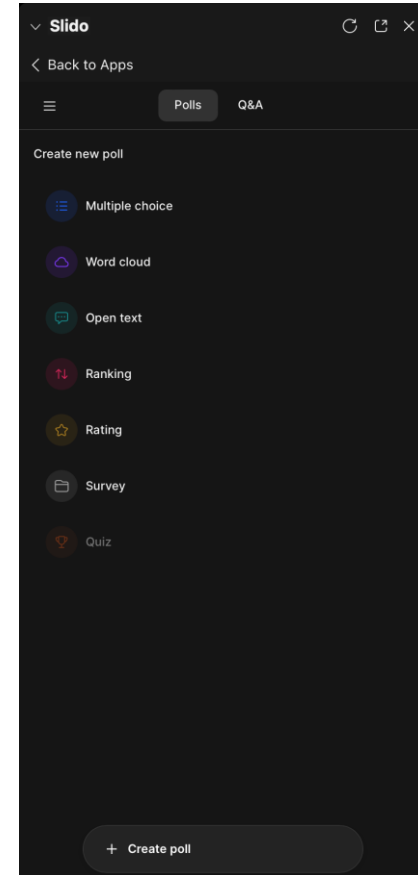
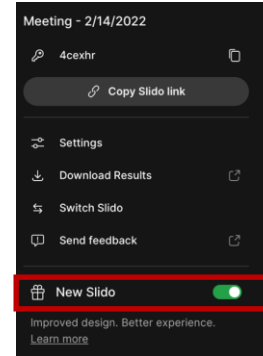
New capabilities include:

- Download poll results and Q&A directly from sidebar
- Localization support

Current limitations:

- Quiz isn't supported yet
- Images can't be uploaded to a poll question
- Multiple rooms can't be created

Checkout this [community post](#) for more detail



M	E	FedRAMP	VDI
✓	✓	X	

Independent Schedule

Slido Accessibility Improvements

In a recent update, Slido participant mode was improved in terms of accessibility

- Made some visual changes
- Support for Voice Over

Slido has the VPAT (Voluntary Product Accessibility Template) available, check out the link below:

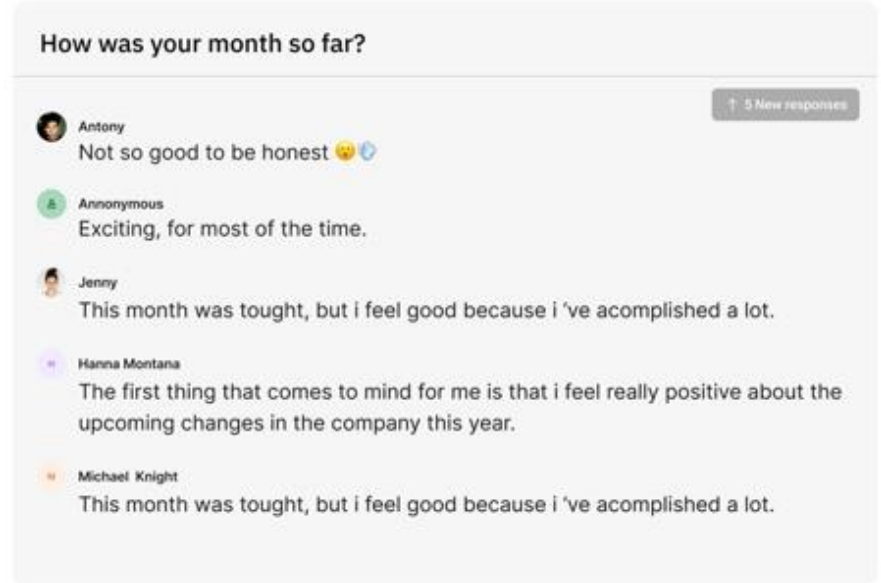
https://www.cisco.com/c/dam/en_us/about/responsibility/accessibility/downloads/vpats/VPAT_Cisco_Slido-Web-App_Jan2022.pdf

Slido Open-Text Poll Enhancements

For March/April

Allow the incoming open-text responses to flow more seamlessly
Respondents have option to display their names next to their open-text answers

Slido admin can decide whether respondents' names are allowed when setting up the poll



Video Device/Media Enhancements

M	W	FedRAMP	VDI
✓	✓	✓	

42.4
Available at GA

Name Labels Visual Update

For Video Devices

Name labels are left aligned for better visibility of the video

Align with the visual design with rest of Webex portfolio

Apply to on-prem devices and older Cloud devices such as SX, MX and DX

Note: Support for modern Cloud devices is due in upcoming Room OS release



Webex Meetings Post Meeting Experience

Win	Mac	iOS	Android	We b	M	W	FedRAMP	VDI
✓	✓	✓	✓	✓	✓	✓	✓	

42.4
Available at GA

Redirect Attendee to URL Post Meeting

Allows host to specify a link for page redirection after the meeting/webinar ended for purpose such as:

- Post meeting survey, thank you note
- Showing event sponsors information

Setup the link in meeting/webinar detail page after they have been scheduled

For security reasons, domains used in the link should be configured in site admin. Otherwise,

Allow the following URL domain names:

Note: For Webinars, this feature doesn't support running in Webcast

Post webinar destination URL [Create](#)

No destination URL created

Post webinar destination URL ✕

You can set a destination URL to redirect all attendees to the proposed link after webinar is ended.

Setup an external survey or landing link ⓘ

Cancel
Save

Post meeting destination URL ✕

You can set a destination URL to redirect all attendees to the proposed link after meeting is ended.

Setup an external survey or landing link ⓘ

Cancel
Save

Administration Experience

Collaboration Restrictions Support on Chrome Browser

M	W	FedRAMP	VDI
✓	✓	✓	
42.4			
Available at GA			

Previously, collaboration restrictions for compliance control are available for user joining meetings on desktop/mobile clients

In 42.4, collaboration restrictions are available for user joining meetings on Google Chrome browser

Requirements:

- Chrome browser should have Webex Policy Extension installed from Chrome Web Store
- IT admin should add the token/Org ID to the extension that will be pushed to all users in the org

Delete Obsolete Meetings from Control Hub 42.4 Available at GA

Allow admin to delete unwanted meetings (incl webinars) in the org. For example, when someone left the company, admin can remove all meetings that were scheduled by the user

Note: Meetings are only removed from the site (not user's calendar)

Admin can find the meetings by meeting number or host name and delete them

Requirements:

- Need full admin privilege in Control Hub
- Support Control Hub with more than one site
- Sites can be Control Hub managed or linked

The screenshot shows the 'webex Control Hub' interface. On the left is a navigation sidebar with categories like DATA, MANAGEMENT, and SERVICES. The main area is titled 'Meetings' and has tabs for 'Sites', 'Settings', and 'Manage meetings'. A notification banner at the top of the table area says 'You can only bulk delete 50 meetings at a time.' Below this, a table lists meetings with columns: Meeting number, Site name, Host name, Host email, Recurrence, and Date created. The first row is selected, and a 'Delete' button is highlighted with a red arrow. The table contains 15 rows of meeting data.

Meeting number	Site name	Host name	Host email	Recurrence	Date created
997 226 324	Site1.webex.com	Kierra Westervelt	Kwestervelt@mail.com	🕒	Today, 5:40 PM
644 344 533	Site1.webex.com	Kierra Westervelt	Kwestervelt@mail.com	🔁	Today, 11:12 PM
644 344 533	Site1.webex.com	Kierra Westervelt	Kwestervelt@mail.com	🕒	Today, 11:12 PM
363 788 888	Site2.webex.com	Kierra Westervelt	Kwestervelt@mail.com	🔁	Yesterday, 4:12 PM
888 323 131	Site1.webex.com	Kierra Westervelt	Kwestervelt@mail.com	🔁	Yesterday, 3:22 PM
755 421 129	Site2.webex.com	Kierra Westervelt	Kwestervelt@mail.com	🕒	09/29/20, 7:55 PM
870 088 555	Site3.webex.com	Kierra Westervelt	Kwestervelt@mail.com	🕒	09/29/20, 5:12 PM
415 857 722	Site1.webex.com	Kierra Westervelt	Kwestervelt@mail.com	🔁	09/29/20, 4:56 PM
969 222 555	Site2.webex.com	Kierra Westervelt	Kwestervelt@mail.com	🕒	09/29/20, 12:12 PM
321 645 678	Site2.webex.com	Kierra Westervelt	Kwestervelt@mail.com	🔁	09/29/20, 10:11 AM
123 233 432	Site3.webex.com	Kierra Westervelt	Kwestervelt@mail.com	🔁	09/29/20, 9:12 AM
654 567 698	Site1.webex.com	Kierra Westervelt	Kwestervelt@mail.com	🔁	09/29/20, 7:12 AM
254 468 759	Site3.webex.com	Kierra Westervelt	Kwestervelt@mail.com	🕒	09/28/20, 1:56 PM

Microsoft Teams Integration with Webex Meetings

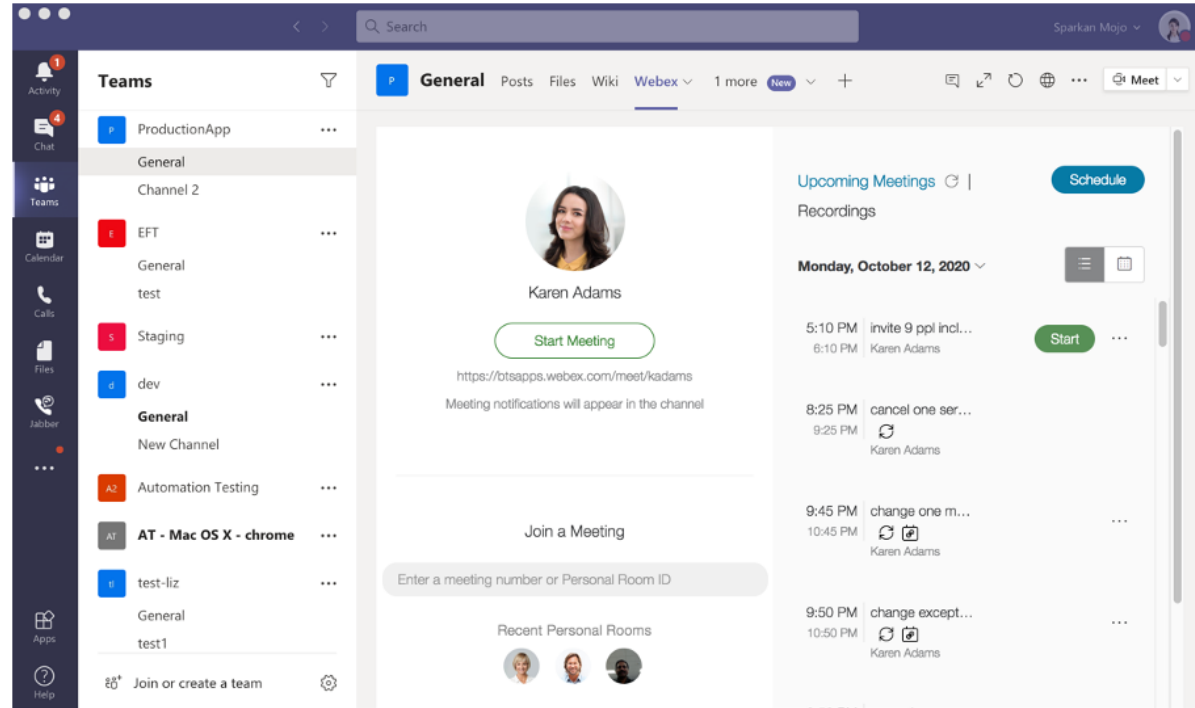
M	W	FedRAMP	VDI
✓	X	X	

42.4
Available at GA

Support Scheduling with Hybrid Microsoft Exchange

Previously, only MS Teams accounts with M365 can schedule meetings

In 42.4, accounts with Hybrid MS Exchange can schedule meetings from the Webex tab, 1:1 chat and messaging extension



M	W	FedRAMP	VDI
✓	✗	✗	

42.4

Available at GA

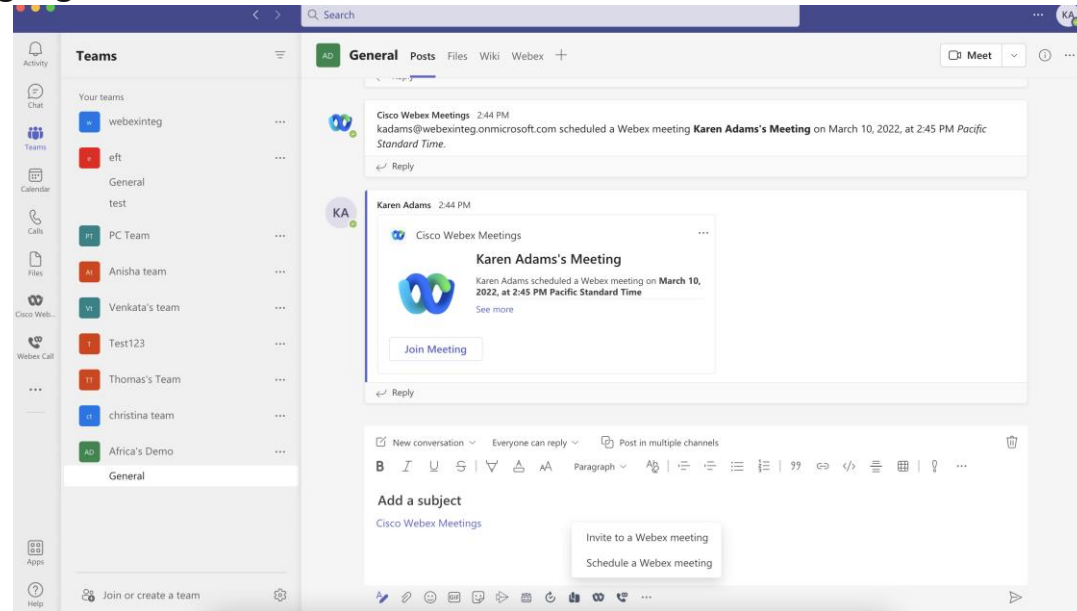
Remove Webex Meetings Bot Installation Requirement

For Scheduling Meetings from Messaging Extension

Previously, enabling the meeting schedule function in messaging extension requires Webex Meetings Bot installation

In 42.4, the Webex Bot installation is no longer needed to get the schedule function in messaging extension (setup as part of the process to create Webex tab)

- Simplify the deployment with one less step
- Apply to messaging extension in channel, group chats or 1:1 chats



Webex for Government

Meetings Quality API

M	W	FedRAMP	VDI
✓	✗	✓	

42.4

Available at GA

Allow admins to pull detailed quality and troubleshooting information from the current or recently occurred meetings

Customers can utilize the returned data to create their own support tools and integration for their org

Check out the [Meeting Qualities API document](#) for more detail

Webex App – Meetings Workload

M	W	FedRAMP	VDI
✓	✗	✗	

42.4 Beta

Webex Meetings in a Space (Beta)

Introduction

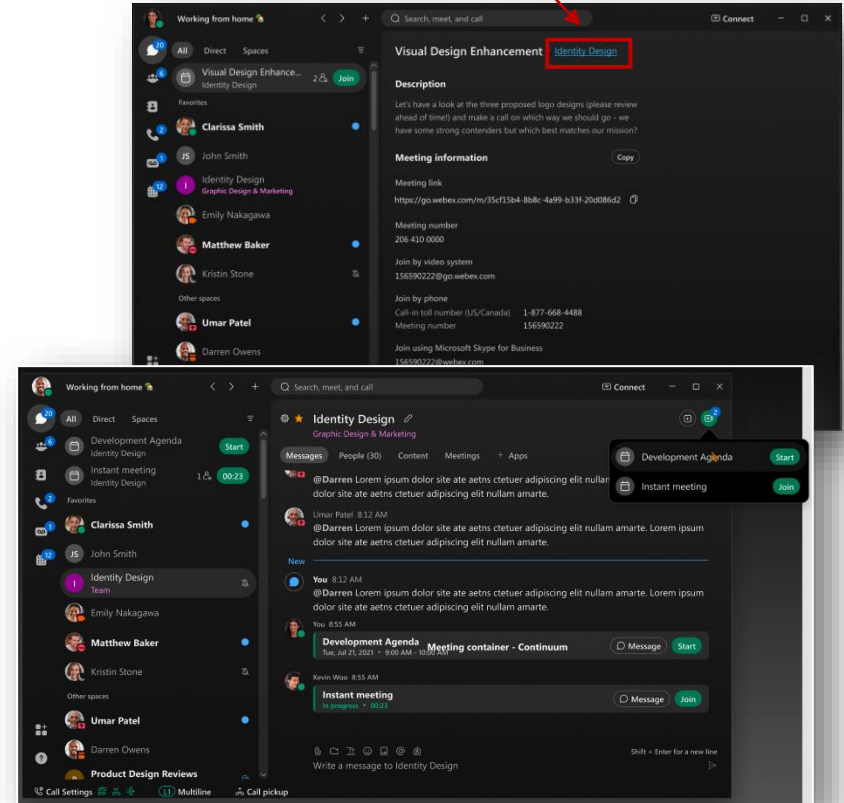
As part of journey to a single app, Space meetings are now Webex meetings and the experience has become unified

Each meeting has its own meeting link and ID regardless of where it was scheduled

Show meeting details page has a quick link to jump to the space associated with the meeting

Multiple meetings can be scheduled inside the space with the same start time

Quick Link



M	W	FedRAMP	VDI
✓	X	X	

42.4 Beta

Webex Meetings in a Space (Beta)

Host, Space Members and Guest Experience

Host/cohost can start the space meetings

Only host can record the meeting

Following types of users can be made cohosts at schedule time

- Internal space members
- Invitees with host account on the meeting site

External Space Members:

- Can't be made cohosts at schedule time
- Can't start instant meetings
- Can't schedule meetings in a space

Uninvited participants (incl space members) are placed in the lobby to be admitted by host/cohosts

Only one instant meeting is allowed in the space at a time

As space meeting moved from sponsor-based to host-based model, minimum of a free meeting license is required to schedule/start a meeting

M	W	FedRAMP	VDI
✓	✗	✗	

42.4 Beta

Webex Meetings in a Space (Beta)

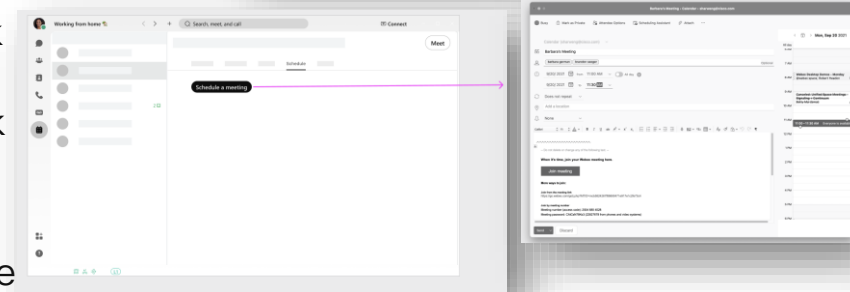
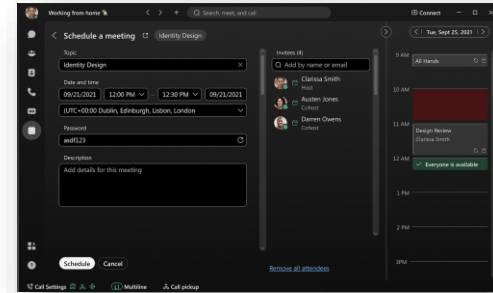
Scheduling Experience

Outside of the space, connection to a calendar is required. Use @meet or @webex:space keyword to schedule meetings and that would result in creating a new space

Inside the space, Webex App scheduler can be used to schedule meetings without connecting to a calendar

Inside the space with connection to a calendar, Outlook or Google Workspace can be cross-launched to schedule a meeting. However, cross-launching Outlook isn't supported by Microsoft for Mac users

Webex App scheduler doesn't support recurring meetings today. For recurring meeting, users can create a single instance meeting using Webex App scheduler and then use Outlook or Google to update it to a recurring meeting



Webex Mobile App

Mobility: Program Milestones

These dates, and features shown, are still subject to change.



Milestone	Android	iOS
Submit to Store	Apr. 8, 2022*	Apr. 8, 2022**

***Android** apps typically appear in the store within a few days of the submit date.

* * **Apple** takes longer to approve apps, so we cannot provide a specific date/estimate.



Android: What's New in 42.4

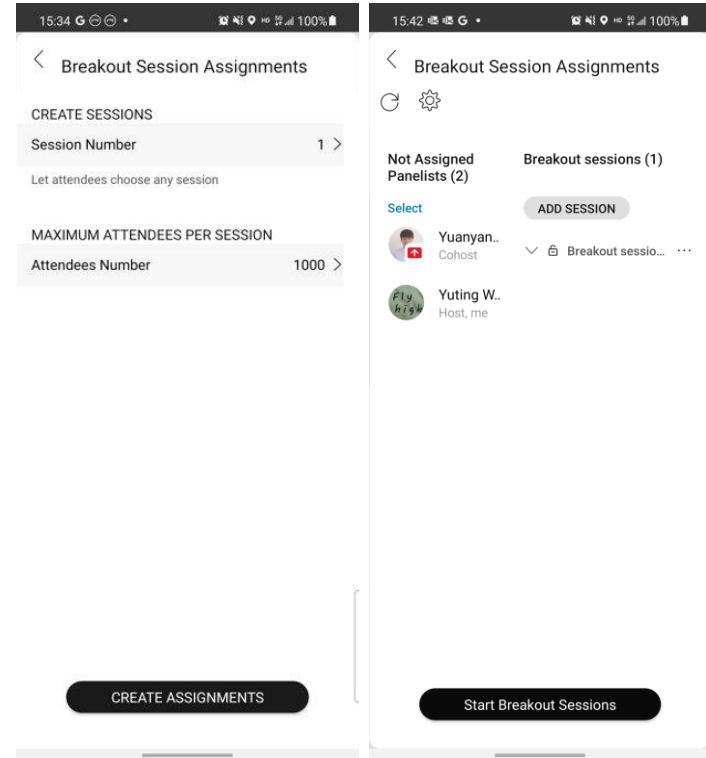
Features and Enhancements

- Support Breakout Session in Webinar
- Increase captcha text size



Support Breakout Session in Webinar

- Support breakout sessions in Webinars the same as Meetings
- Allow the host and cohosts to create named breakout sessions prior to the beginning of the Webinar and during a Webinar.
- After the Webinar has started and if not in a practice session, the host can start breakout sessions.
- Attendees can choose which BO to join from the main session.
- Attendees can leave a BO at any time to go back to the main session.
- Once the attendees are back to the main session and there are still ongoing breakout sessions, they can choose any BO to join.
- The host can stop breakout sessions at any time. All attendees and panelists will be back to the main session once all BOs have ended.
- The host need to set a max number of audience attendee allowed in any BO.



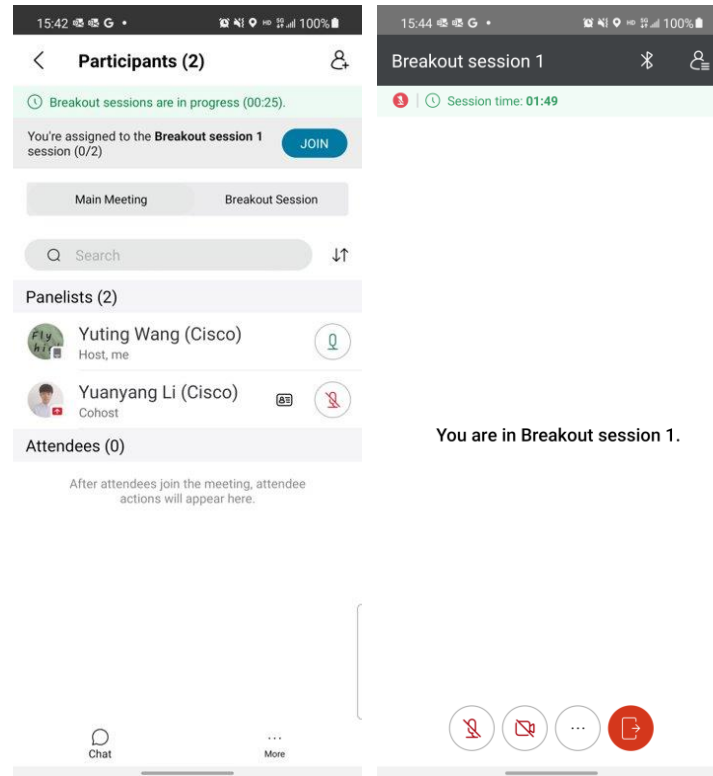
M	E	FedRAMP	VDI
	✓	✓	

Support Breakout Session in Webinar

M	E	FedRAMP	VDI
	✓	✓	

Mute and unmute behaviors:

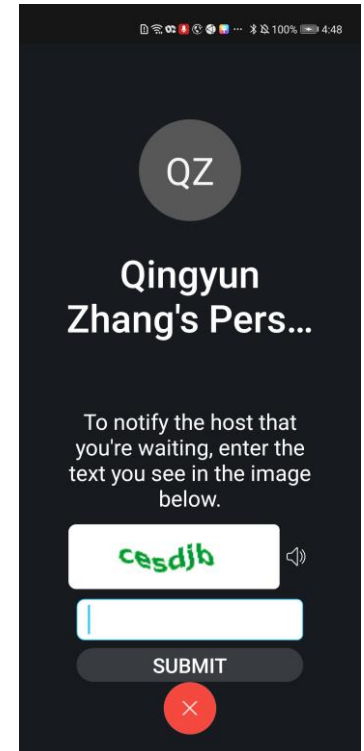
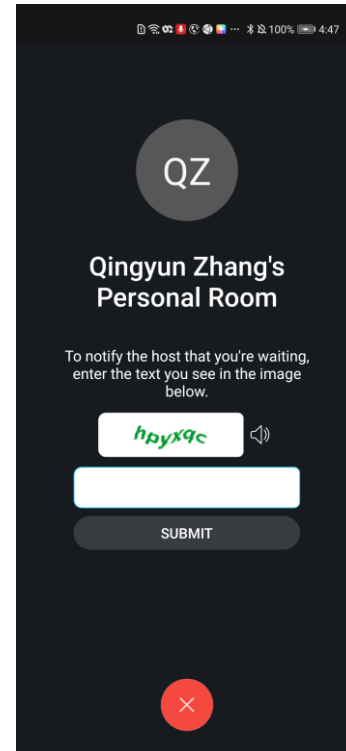
- Host and cohosts can unmute any participants in breakout sessions.
- Panelist can unmute themselves in BO by default regardless of the settings in main session.
- Hosts and cohosts can enable or disable the "allow panelist unmute themselves" setting for panelists in BO when the host/cohost is in the BO.
- Host and cohosts can unmute attendees in both main and breakout session.



M	E	FedRAMP	VDI
✓	✓	✓	

Increase Captcha Text Size

- Current captcha text is considered to be too small
- Now captcha text will be enlarged and also will align the system's text size.



Android Distribution

- Google Play Store
- Amazon App Store
- Samsung Galaxy Store
- Ali PP Assistant
- HuaWei Store
- XiaoMi Store
- Vivo Store
- Facebook Portal App Store
- SDLC App Catalog





iOS: What's New in 42.4

Features and Enhancements

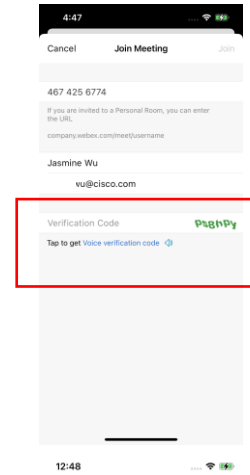
- Increase CAPTCHA Text Size
- Show Company Name in Webinar
- Support Breakout session in iOS client
- Disable/Enable Broadcast Message for Breakout Sessions
- Support Gif and Mp4 Format Files for Virtual Background
- Support Attendee Change Display Name
- PiP Support to Enable Multitasking

M	E	FedRAMP	VDI
✓		✓	

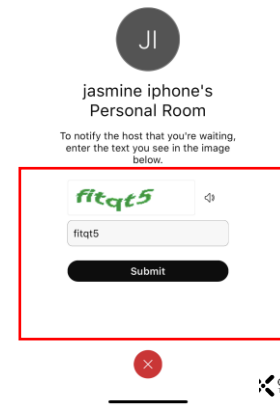
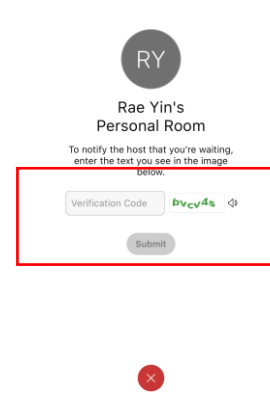
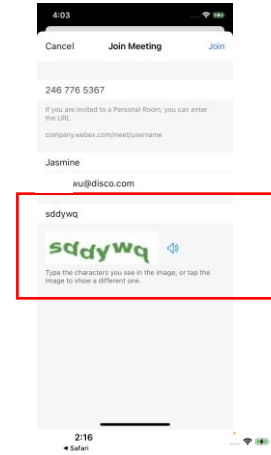
Increase CAPTCHA Text Size

- Enlarge the size of the text and speaker icon for the CAPTCHA in Join Meeting screen and Lobby screen.

Before:



After:



M	E	FedRAMP	VDI
	✓	✓	

Support Breakout Session in Webinar

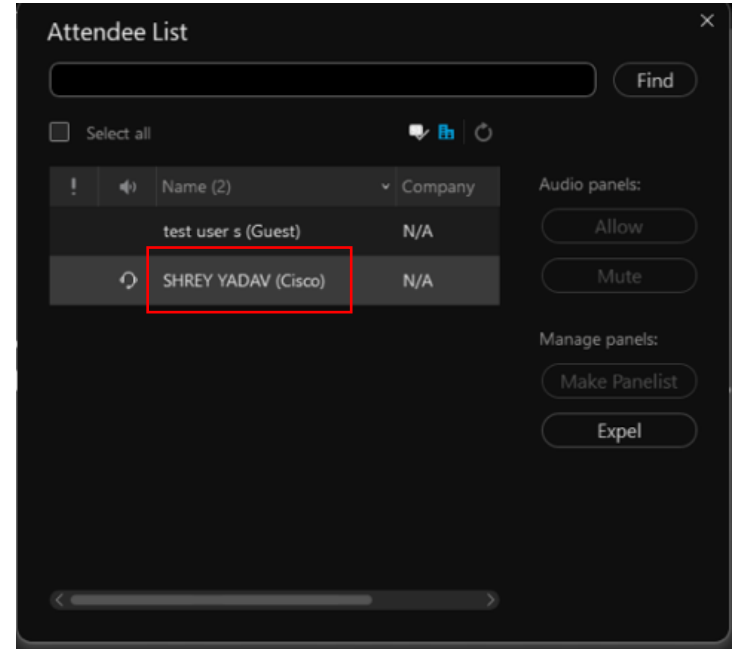
- Support breakout session in Webinars the same as Meeting center
- Allow the host and cohosts to create named breakout sessions prior to the beginning of the Webinar and during a Webinar.
- After the Webinar has started and not in a practice session, the host can start breakout sessions.
- Attendees can choose which BO to join from the main session.
- Attendees can leave a BO at any time to go back to the main session.
- Once the attendees are back to the main session and there are still ongoing breakout sessions, they can choose any BO to join.
- The host can stop breakout sessions at any time. All attendees and panelists will be back to the main session once all BOs have ended.
- The host need to set a max number of audience attendee allowed in any BO.

Mute and unmute behaviors:

- Host and cohosts can unmute any participants in breakout sessions.
- Panelist can unmute themselves in BO by default regardless of the settings in main session.
- Hosts and cohosts can enable or disable the "allow panelist unmute themself" setting for panelists in BO when the host/cohost is in the BO.
- Host and cohosts can unmute attendees in both main and breakout session.

Show Company Name in Webinar

- Company Name will show in participant list



Disable/Enable Broadcast Message for Breakout Sessions

M	E	FedRAMP	VDI
✓		✓	

- iOS client will show options available based on org/group/user privileges
- iOS client will hide broadcast menu or alert when org/group/user has no privilege.

The screenshot shows a 'Broadcast' dialog box with a title bar containing 'Cancel', 'Broadcast', and 'Send' buttons. Below the title bar is a section labeled 'BROADCAST TO' with two rows: 'Session' set to 'Breakout Session 1' and 'Attendees' set to 'ad1125test bofa1test'. Below this is a large text input field with the placeholder text 'Enter broadcast message'.

Support Gif and Mp4 Format Files for Virtual Background

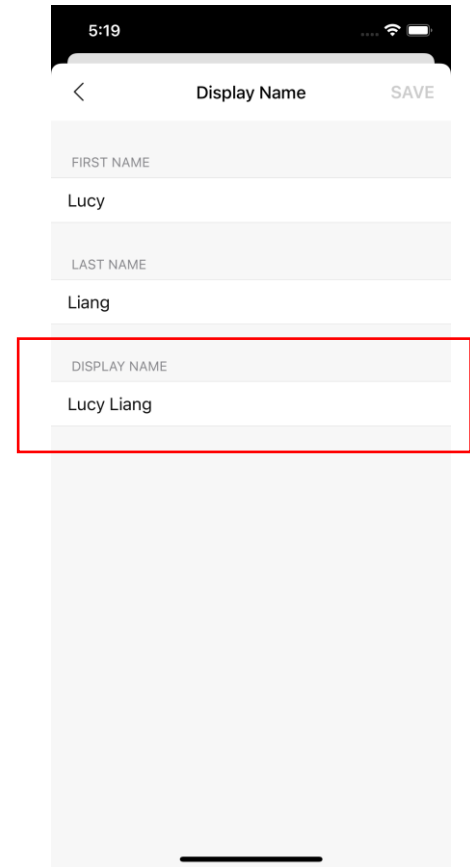
- iOS support gif and mp4 format files for Virtual background.

M	E	FedRAMP	VDI
✓	✓	✓	

Support Changing Display Name

- iOS user can change display name

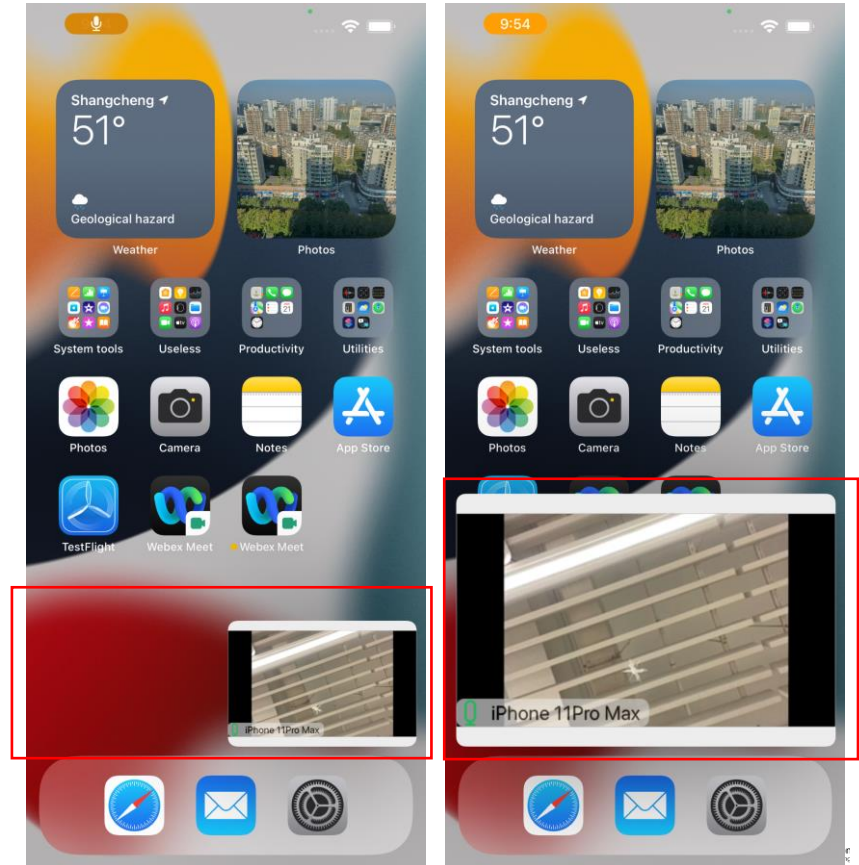
M	E	FedRAMP	VDI
✓	✓	✓	



M	E	FedRAMP	VDI
✓	✓	✓	

PiP Support to Enable Multitasking

- Support iPhone picture-in-picture, available in iOS 15 and above





Collaboration
Technical Marketing

Webex Devices

April RoomOS ToI

Contents

01 Introduction

02 Recap on RoomOS March

03 Features being announced

01 Introduction

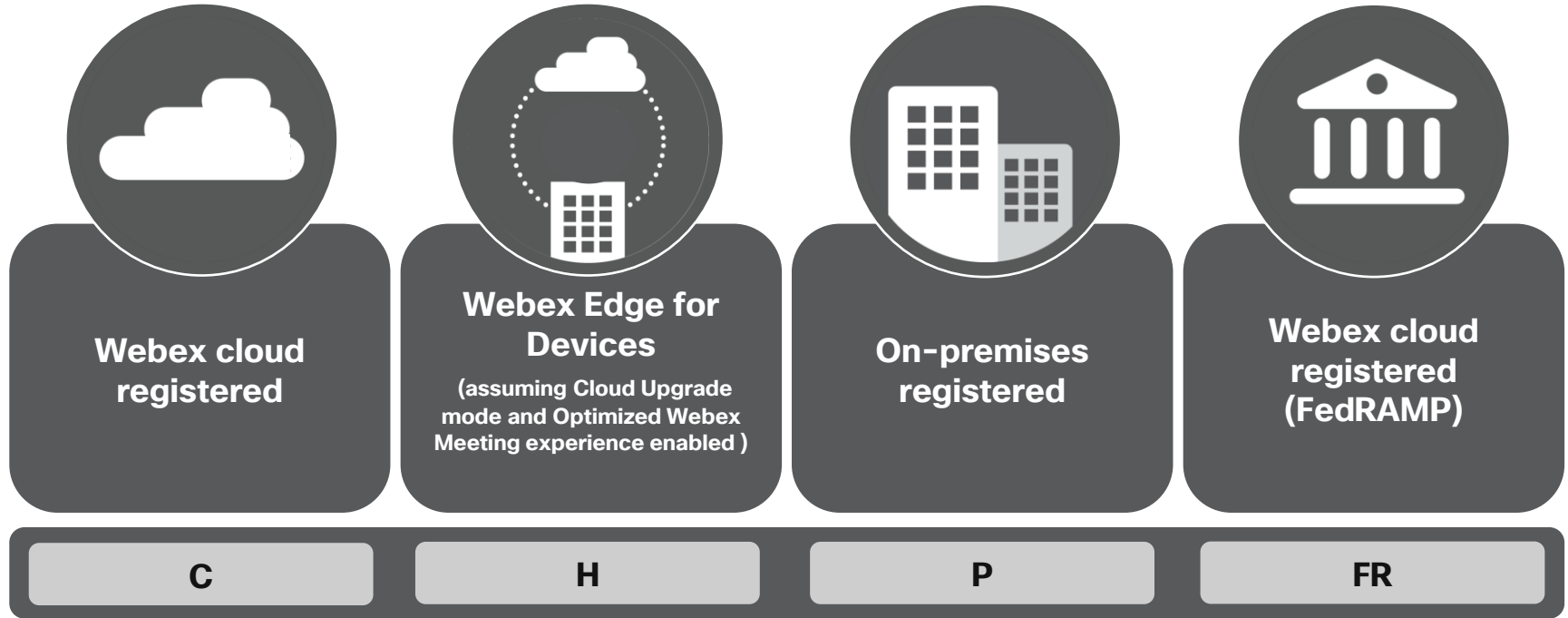
Software Versions - RoomOS March

On-premises registration. Webex Edge for Devices <u>without</u> Cloud Upgrade Mode enabled		Webex Edge for Devices linked devices <u>with</u> Cloud Upgrade Mode enabled		Cloud Registration	
DX, MX, SX	Room Series Board Series * Desk Series *	DX, MX, SX	Room Series Board Series Desk Series	DX, MX, SX	Room Series Board Series Desk Series
CE 9.15.10.8	RoomOS 10.11.2.2	CE 9.15.11.x	RoomOS 10.14.1.x	RoomOS 9.15.11.x	RoomOS 10.14.1.x

- CE 9.15.10.8 released Feb 4th, 2022
- RoomOS 10.11.3.0 released March 3rd, 2022
- CE/RoomOS 9.15.11.7 released March 8th, 2022
- RoomOS 10.13.1.3 released March 8th, 2022

* Board Pro, Desk Hub, and Desk Mini will require 10.11.2.x

Availability Key



02 Recap RoomOS March

Released in RoomOS March

- Expanded reactions and support of skin tones
- Hot desking
- People Focus – Phase 1
- Control Hub – Configuration templates

- Delayed
 - WebEngine – Kiosk mode



03 New Features RoomOS April

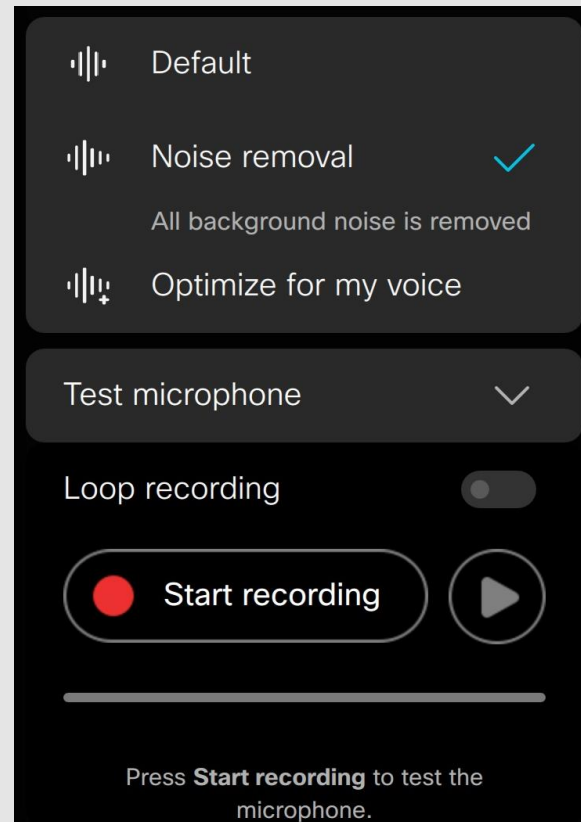
RoomOS April

- Self-hear Microphone Tests
- Delayed from March (Enabling in April)
 - WebEngine – Kiosk mode
- Delayed from February (Enabling in March)
 - Control Hub – Display xStatus Values



Self-Hear Microphone Tests

- Working from home
 - Ensure Noise Removal (BabbleLabs) feature really removes background noise like a barking dog or a carpenter working near by
 - Help gain confidence in these technologies
- In the meeting room
 - Test how many microphones you need in the room, or you want to check your voice quality.
 - You can activate the loop playback (aka continuous) mode and walk around in the room and listen to the sound quality from the mic pickup.
- Requires RoomOS 11 experience
 - Not available on Touch10 or Navigator
 - Board and Desk Series only for now
 - Controller UI is coming soon



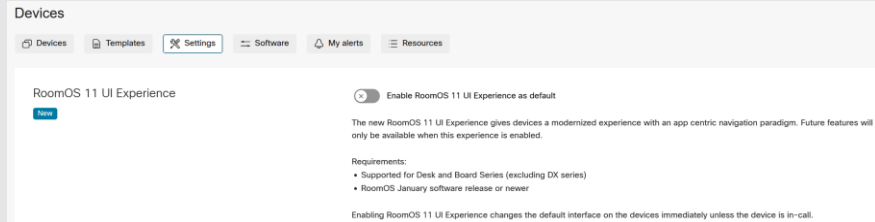
WebEngine – Kiosk Mode

- Kiosk Mode allows customers to replace the native home screen experience with their own customized web app.
- The Kiosk view will allow for placing calls via buttons in the web app, for example to contact a receptionist.
- Kiosk Mode requires the use of RoomOS 11 UI.
- Kiosk Mode is supported on Webex Desk Series (Desk Pro, Desk LE, Desk and Desk Mini)
 - Webex Desk Hub does not support Kiosk Mode
- Webex Board Pro and Webex Board Series
- <https://roomos.cisco.com/docs/KioskMode>



RoomOS 11 UI

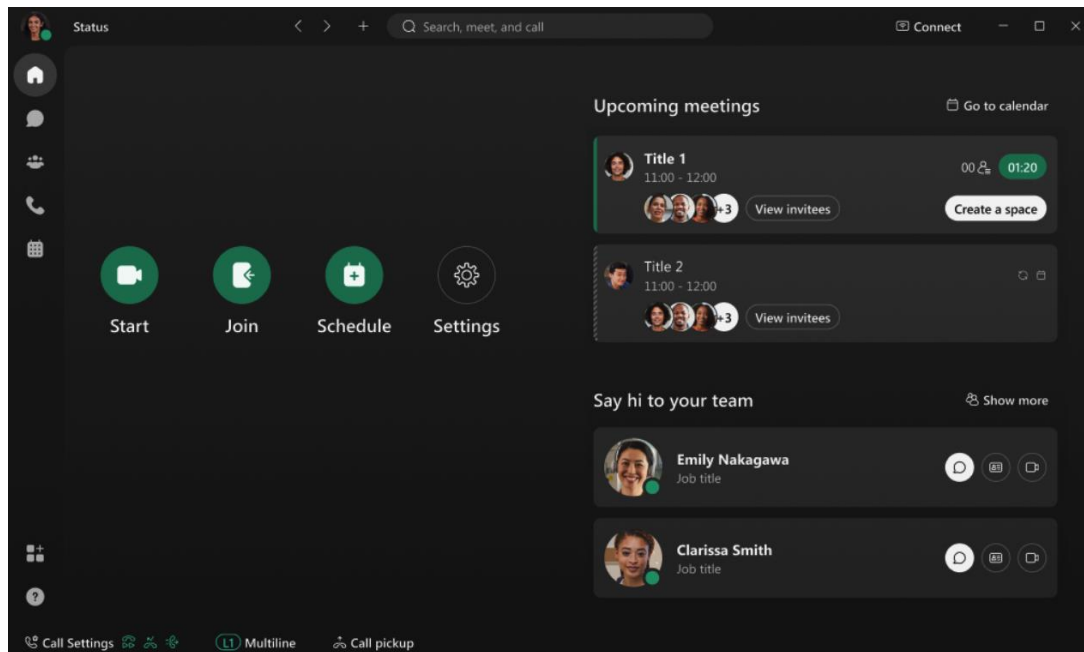
- Currently available on Board and Desk Series
 - Cloud-registered or Webex Edge for Devices
- Org-level Enablement
 - Control Hub – Devices – Settings –
- Device Level Enablement
 - Control Hub – All Configurations
 - UserInterface > Concept > Tablet > Compositor (From Desktop)
 - Device needs to have Cloud Upgrade Mode enabled
- Software release will still show RoomOS 10.x.x.x
 - Will move to RoomOS 11 once Room systems added.



Webex App Update

Home Tab

Win	Mac	iOS	Android	Web	FedRAMP	VDI
✓	✓	✗	✗	✗	✗	✓



- Home Tab coming to Desktop
 - Mobile and Web apps coming at a later stage
- Can be set as default tab
- Provides shortcuts to frequently used actions
 - List upcoming meetings
 - Initiate 1:1 or space chats
 - AI based relevant people connection recommendations with escalate to message/meet buttons
- Getting Started and Product Highlights for feature discovery

Webex App Slow Channel

Win	Mac	iOS	Android	Web	FedRAMP	VDI
✓	✓	X	X	X	✓	✓

Software updates for Webex app
Current version: 12.21.0
Updated on: 3/10/2021
[Download Webex builds](#)

Recurring updates for Webex app desktop client
Update automatically with every new version or schedule updates by cadence and deferral. [Learn more](#)

Automatic software updates (Controlled by Cisco)

Update to selected cadence with deferral

Cadence Deferral

Latest
Slow

The next scheduled update is on 6/7/2021 to version 41.2.9.

Rod	Stewart	Rod Stewart	ro	Software updates for Webex	When turned on, this user's Webex desktop app will automatically update to the newest version.	<input checked="" type="checkbox"/>
Cher	Sarkisian	Cher	ch	Allow automatic updates		<input type="checkbox"/>
Joe	Elliot	Joe Elliot	jo			

Cisco Webex Partner Hub
Company Ltd

Settings

Software updates for Webex app
Current version: 12.21.0
Updated on: 3/10/2021
[Download Webex builds](#)

Recurring updates for Webex app desktop client
Update automatically with every new version or schedule updates by cadence and deferral. [Learn more](#)

Automatic updates (Controlled by Cisco)

Custom scheduled updates with deferrals

Cadence Deferral

Critical patches are automatically applied. They're outside the scope of normal updates and aren't managed by these settings.

The next scheduled update is on 6/7/2021 to version 41.2.9.

Allow all customers to override settings

What

- New Slow channel for Webex App (every 4 months, more field-tested version)
- User override to be on Cisco controlled latest channel
- Partner controls of software update controls

Note

- Access to Slow channel **requires approval**
- Meeting experience controlled by Meeting site version which is configured separately

Webex App Windows WebView2 Requirement

- Webex App uses an embedded browser to display content.
- Webex App for Windows will be moving to Microsoft WebView2 as the embedded browser
 - Improved performance - lower memory usage, faster updates
- **June 2022:**
 - WebView2 will become a prerequisite to use Webex App on Windows. User will be blocked from signing into Webex App for Windows if WebView2 is not available.
- **From March 2022 (42.3):**
 - Fresh Webex App installations will install WebView2 if not already installed
 - Existing Webex App installations will attempt to download and install WebView2

Admin Options:

1. Admin installs WebView2 to all applicable Windows machines - [download link](#)
2. Allow Webex App download and install WebView2 automatically. (App will download WebView2 from microsoft.com, admin permissions are not required to install, seamless to the enduser)
3. Install Webex App 42.3 or later from scratch

Webex App for VDI will **NOT** download WebView2. Admins must take action before 42.6

<https://help.webex.com/en-us/article/nzpgci2/Webex-App-%7C-WebView2-requirement>

Messaging

Admins Can Restrict File Upload / Download By File Type

Win	Mac	iOS	Android	We b	FedRAMP	VDI
✓	✓	✓	✓	✓	✓	✓

Collaboration Restrictions

Restrict what your users can share in the app.

Restrict external file sharing
Users can upload, download, and preview files to your organization's network only. They can only share files internally. To see your network's IP address, go to [Settings](#).

Block file preview and download in space owned by my organization

Block file preview and download for

External users

Any users on these client types

0 Restriction

Block file upload for

External users

Any users on these client types

0 Restriction

Allow file preview, download, and upload for Whiteboards and Annotations

File type restriction

Allow file upload and download for specific file types

Enter file type separated by commas (.doc, .jpg, .png, .txt)

5 file types allowed

.doc x .jpg x .txt x .svg x .gif x

- Admins can restrict file **upload** and **download/preview** in Webex based on file types/extension.
- Disabled by default
- On enabling, admins can set a list of allowed file types that can be shared in Webex
- Supported at Org level
- Applies to Webex file sharing only (does not apply to ECM)

Admins Can Choose GIF Content Rating Options

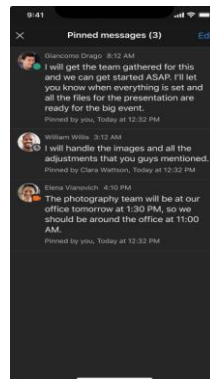
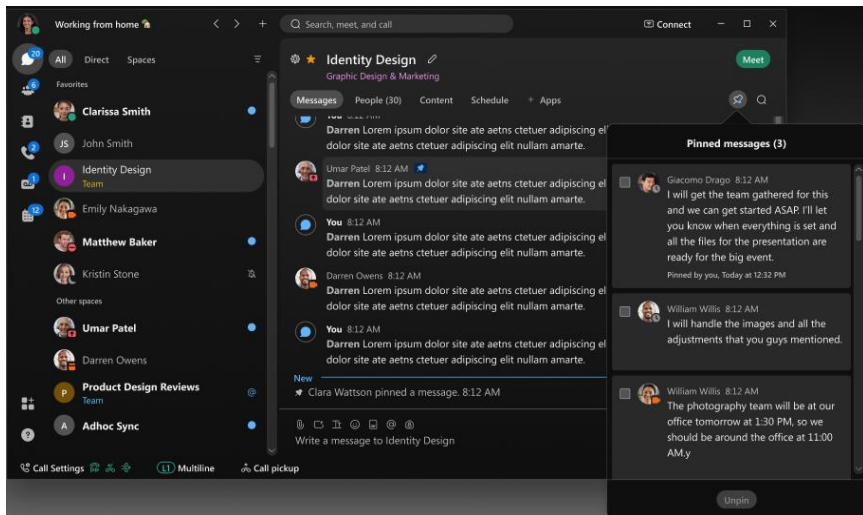
Win	Mac	iOS	Android	Web	FedRAMP	VDI
✓	✓	✓	✓	✓	✓	✓

The screenshot shows the Webex Admin Center interface. On the left is a navigation menu with 'SERVICES' and options like 'Messaging', 'Meetings', 'Calling', 'Contact Center', 'Connected UC', 'UCM Cloud', and 'Hybrid'. The main content area is titled 'GIF content rating' and includes a 'File upload size restriction' section with a '2048 MB' input and a 'Save' button. Below that is a 'Shared animated GIFs' section with a toggle switch that is turned on. The 'GIF content rating' section is highlighted with a red rounded rectangle and contains two radio button options: 'G - General acceptance' (selected) and 'PG - Parental guidance'. The 'G' option description states: 'Contains images that are broadly accepted as appropriate and commonly witnessed by people in a public environment.' The 'PG' option description states: 'Contains images that are commonly witnessed in a public environment, but not as broadly accepted as appropriate.'

- Today, only G rated gifs can be shared via GIPHY integration
- From April, admins can choose between General Acceptance rated (G) or Parental Guidance rated (PG) for GIFs that are allowed to be shared in Webex via GIPHY integration.
- Default Setting: G- Rated
- Org level setting

Pinning Enhancements

Win	Mac	iOS	Android	We b	FedRAMP	VDI
✓	✓	✓	✓	X	✓	✓

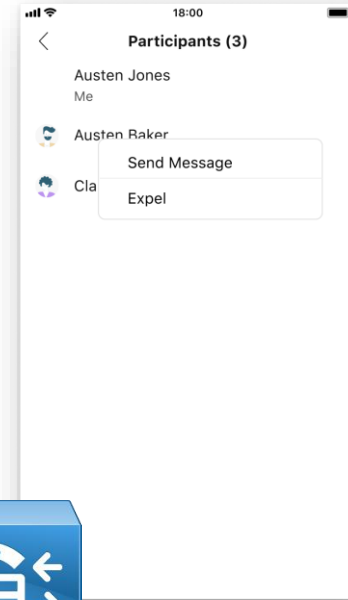


- New pin icon on pinned message to increase discoverability of pinned message in message area
- New pin list icon to illustrate when there are new pins in the list.
- Increase the size of the pins list to give more precedence to the pinned message

Calling

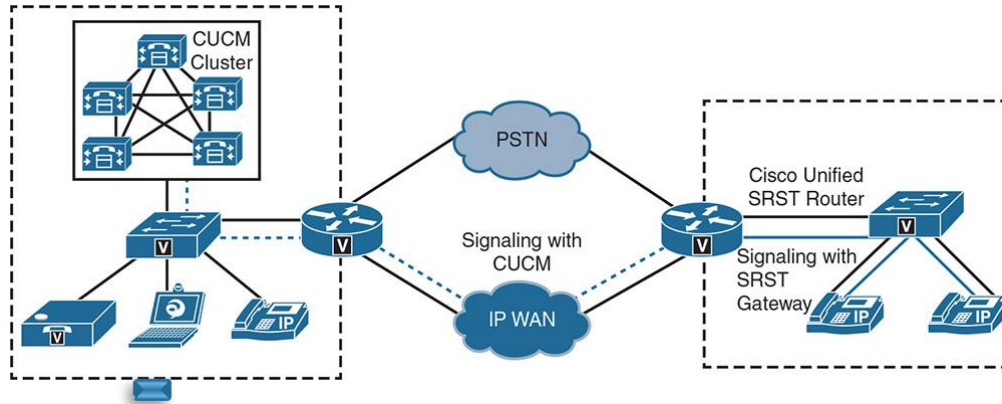
Calling Update

- Moved from 42.3 to 42.4
 - Users can remove participants from a UCM ad-hoc conference
- Escalate SIP Calls to Webex Meeting (Phase 2 - EFT)
 1. Move call to meeting faster, reduced audio breaking time
 2. Caller/callee can move call to meeting from desk phone control mode
 3. Caller/callee can move call to meeting when paired to a device
 4. Callee can be moved to meeting experience automatically without confirmation (Close call window, show meeting window automatically).



Secure SRST

Win	Mac	iOS	Android	Web	FedRAMP	VDI
✓	✓	✗	✗	✗	✓	✓

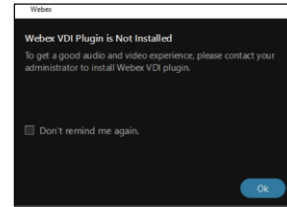


- Webex App already supports failover to SRST
- If the CSF device is enabled for secure mode (SIP OAuth), Webex App can now failover to SRST
- Basic calling features only

Webex VDI

Webex App VDI Update

- Webex VDI Plugin Not Installed Message
 - Admin can customize the error message presented to endusers. E.g. Admin can include a link to download and install the Webex VDI plugin



- Stratodesk Thin Client Support



- EPOS Headset Mac Thin Client VDI



Support Resources

Please bookmark these sites and share them with others.

- Webex Help Page: <https://help.webex.com>
- WBS 42 Release Notes: <https://help.webex.com/n0mq1ae>
 - Contains links to what's new, bug fixes, known issues, and SO MUCH more!
- Real-Time Status Page: <https://status.webex.com>
- Support Utilities: <https://webexsupport.com>
- Service Calendar: <https://status.webex.com/maintenance>



